Fungal Diversity
https://doi.org/10.1007/s13225-019-00435-4

Notes, outline and divergence times of Basidiomycota

Mao-Qiang He[1,2,3] · Rui-Lin Zhao[1,4] · Kevin D. Hyde[3] · Dominik Begerow[5] · Martin Kemler[5] · Andrey Yurkov[6] · Eric H. C. McKenzie[7] · Olivier Raspé[8,9] · Makoto Kakishima[10] · Santiago Sánchez-Ramírez[11] · Else C. Vellinga[12] · Roy Halling[13] · Viktor Papp[14] · Ivan V. Zmitrovich[15] · Bart Buyck[16] · Damien Ertz[8,9] · Nalin N. Wijayawardene[3] · Bao-Kai Cui[17] · Nathan Schoutteten[18] · Xin-Zhan Liu[1] · Tai-Hui Li[19] · Yi-Jian Yao[1] · Xin-Yu Zhu[1,3] · An-Qi Liu[1] · Guo-Jie Li[1] · Ming-Zhe Zhang[1] · Zhi-Lin Ling[1] · Bin Cao[1] · Vladimír Antonín[20] · Teun Boekhout[21,22] · Bianca Denise Barbosa da Silva[23] · Eske De Crop[18] · Cony Decock[24] · Bálint Dima[25] · Arun Kumar Dutta[26] · Jack W. Fell[27] · József Geml[28] · Masoomeh Ghobad-Nejhad[29] · Admir J. Giachini[30] · Tatiana B. Gibertoni[31] · Sergio P. Gorjón[32] · Danny Haelewaters[33,34] · Shuang-Hui He[17] · Brendan P. Hodkinson[35] · Egon Horak[36] · Tamotsu Hoshino[37] · Alfredo Justo[38] · Young Woon Lim[39] · Nelson Menolli Jr.[40,41] · Armin Mešić[42] · Jean-Marc Moncalvo[43,44] · Gregory M. Mueller[45] · László G. Nagy[46] · R. Henrik Nilsson[47] · Machiel Noordeloos[48] · Jorinde Nuytinck[48] · Takamichi Orihara[49] · Cheewangkoon Ratchadawan[2] · Mario Rajchenberg[50,51] · Alexandre G. S. Silva-Filho[52] · Marcelo Aloisio Sulzbacher[53] · Zdenko Tkalčec[42] · Ricardo Valenzuela[54] · Annemieke Verbeken[18] · Alfredo Vizzini[55] · Felipe Wartchow[56] · Tie-Zheng Wei[1] · Michael Weiß[57,58] · Chang-Lin Zhao[59] · Paul M. Kirk[60]

Received: 15 July 2019 / Accepted: 31 August 2019
© The Author(s) 2019

Abstract

The Basidiomycota constitutes a major phylum of the kingdom Fungi and is second in species numbers to the Ascomycota. The present work provides an overview of all validly published, currently used basidiomycete genera to date in a single document. An outline of all genera of Basidiomycota is provided, which includes 1928 currently used genera names, with 1263 synonyms, which are distributed in 241 families, 68 orders, 18 classes and four subphyla. We provide brief notes for each accepted genus including information on classification, number of accepted species, type species, life mode, habitat, distribution, and sequence information. Furthermore, three phylogenetic analyses with combined LSU, SSU, 5.8s, rpb1, rpb2, and ef1 datasets for the subphyla Agaricomycotina, Pucciniomycotina and Ustilaginomycotina are conducted, respectively. Divergence time estimates are provided to the family level with 632 species from 62 orders, 168 families and 605 genera. Our study indicates that the divergence times of the subphyla in Basidiomycota are 406–430 Mya, classes are 211–383 Mya, and orders are 99–323 Mya, which are largely consistent with previous studies. In this study, all phylogenetically supported families were dated, with the families of Agaricomycotina diverging from 27–178 Mya, Pucciniomycotina from 85–222 Mya, and Ustilaginomycotina from 79–177 Mya. Divergence times as additional criterion in ranking provide additional evidence to resolve taxonomic problems in the Basidiomycota taxonomic system, and also provide a better understanding of their phylogeny and evolution.

Keywords Classification · Molecular clock · Fungi · Systematics · Taxonomy

Electronic supplementary material The online version of this article (https://doi.org/10.1007/s13225-019-00435-4) contains supplementary material, which is available to authorized users.

✉ Rui-Lin Zhao
zhaorl@im.ac.cn

Extended author information available on the last page of the article

Introduction

The *Outlines of the Fungi* provide essential taxonomic information which are easy to use by workers in various disciplines incorporating mycological fields (Wijayawardene et al. 2017, 2018a, b). In the Kingdom Fungi, the phyla Ascomycota and Basidiomycota cover around 97% of all fungal species (Willis 2018). Wijayawardene et al.

(2017) provided notes on 6450 genera of Ascomycota and Wijayawardene et al. (2018a) provided an outline for this group. The outline of the Ascomycota was initiated by Eriksson and Hawksworth (1986). Follow-ups and rearrangements were published in a series by Eriksson (1991, 1998, 1999), Eriksson and Winka (1997) and Eriksson et al. (2003, 2004). These earlier outlines were chiefly based morphological characteristics. With the use of molecular data, a more natural classification was developed and published as the *Outlines of the Ascomycota* (Lumbsch and Huhndorf 2007, 2010). The most recent update is that of Wijayawardene et al. (2018a). The outlines of the 1980s and 2018, however, are very different with each other, but both of them provided a working model that other mycologists could strive to confirm or modify. The outlines in 2007 and 2010 only included sexual morphs, whereas the 2018 outline was the first to include asexual morphs with links provided by Hyde et al. (2011) and Wijayawardene et al. (2012, 2017), and is becoming a stable system with continual updates (Wijayawardene et al. 2018a, b). Notes and outlines of the early diverging fungi were provided by Wijayawardene et al. (2018b). Studies on Basidiomycota on the other hand, have not followed such an approach, in spite of there being a real need for this to happen. Notes on all genera of Basidiomycota and an *Outline of the Basidiomycota* are urgently needed. Once such outline is in place, it can be modified and improved, much like the outline of Ascomycota, until it also becomes stable. We therefore provide an account of all genera of Basidiomycota with short notes on basic taxonomic information and references to recent studies. We expect this to be followed by an outline of the Fungi (Wijayawardene et al. 2019) and this to be continually updated, perhaps on a 2–3 year basis, until we reach a consensus for the classification of all of the Fungi.

Basidiomycota constitute a major phylum of the kingdom Fungi and is second in species numbers to the Ascomycota (Wijayawardene et al. 2017, 2018a). Other phyla are Aphelidiomycota, Blastocladiomycota, Calcarisporiellomycota, Chytridiomycota, Entomophthoromycota, Entorrhizomycota, Glomeromycota, Kickxellomycota, Microsporidiomycota, Mortierellomycota, Mucoromycota, Olpidiomycota, Rozellomycota and Zoopagomycota (Tedersoo et al. 2018), although the acceptance of some phyla is disputed (Spatafora et al. 2016).

Species of Basidiomycota are characterized by basidia as meiosporocysts in the sexual life stage. Karyogamy and meosis proceed in the basidia and basidiospores are produced. The basidiomycetous hyphae, which have an electron-dense (multi-layered or visually single-layered) wall, are divided by septa into mononucleate, binucleate, or multinucleate segments. The septal pore may resemble a simple pore as in the Ascomycota, being closed with a compact electron-dense formation, but for many representatives it has a thickening on both sides, appearing barrel-like (doliolum) in electronic microphotographs. The basidiomycetous cell wall is composed of chitin, whose fibrils are immersed in a matrix formed of $(1 \rightarrow 3) - /\beta(1 \rightarrow 6)\beta$–glucans and also mannans in yeast cells. Unlike the ascomycetes, the guanine-cytosine content of the total DNA typically exceeds 50% in basidiomycetous species. In addition, basidiomycetes differ from ascomycetes in a number of biochemical traits, such as the formation of urease, siderochromes, and the type of ubiquinone system, which enables, for example, a clear distinction between basidiomycete and ascomycete yeasts. Like in all dikarya, mitosis in basidiomycetes proceeds with preservation of the nuclear membrane (intranuclear pleuromitosis) and only in some Urediniomycetes, the nuclear membrane partially degrades during mitosis (semi-open pleuromitosis). The nuclear spindle polar bodies in some early divering basidiomycetes, as well as in ascomycetes are discoid, but many representatives have hemispherical and bi-globular spindle polar bodies (Zmitrovich and Wasser 2011). Agaricomycotina produce macroscopic structures for sexual reproduction (basidioma) which are typical mushrooms, boletes, puffballs, earthstars or other structures and may be above ground or sequestrate. Some taxa do not seem to form basidioma but are nevertheless members of the Basidiomycota. These taxa include rusts and smuts, which comprise Pucciniomycotina and Ustilaginomycotina. Yeasts-forming taxa, which are usually found in their asexual life mode, are also members of Basidiomycota, and can be found in all these three subphyla. According to the latest version of Ainsworth & Bisby's Dictionary of the Fungi (Kirk et al. 2008), there are 1589 genera and more than 30,000 species of Basidiomycota, which comprise nearly 32% of all described fungal taxa (Dai et al. 2015).

Since the last edition of Ainsworth & Bisby's Dictionary of the Fungi (Kirk et al. 2008), numerous sequenced-based studies have enabled the introduction of a vast array of new taxa, which has greatly enriched the known diversity of Basidiomycota. At the same time, related new taxonomic categories have been proposed. For example, in phylogenetic studies of basidiomycetous yeasts, three new classes Malasseziomycetes, Monilielliomycetes, and Spiculogloeomycetes, were introduced as well as three new orders, 16 new families, and 47 new genera (Nasr et al. 2014a; Wang et al. 2014a, 2015d, e; Liu et al. 2015b; Riess et al. 2016). On the other hand, many new changes have also occurred in the Agaricomycotina. Approximately 60 new genera have been recognized for agarics, 40 for boletes, and 50 for bracket fungi (Desjardin et al. 2009; Hjortstam and Ryvarden 2010a; Petersen and Hughes

2010; Cui et al. 2011b; Vellinga et al. 2011; Vizzini et al. 2011a; Hao et al. 2014; Hofstetter et al. 2014; Smith et al. 2015; Castellano et al. 2016; Henkel et al. 2016; Wu et al. 2016e; Buyck et al. 2017; Orihara and Smith 2017).

Several studies have focused on contributions to fungal diversity. Such as the Fungal Diversity Notes series, which is already in it 10th contribution, and introduced two new families, two new genera, and 135 new species of Basidiomycota (e.g. Hyde et al. 2017a, b; Tibpromma et al. 2017). Besides, the Fungal Planet series (e.g. Crous et al. 2015a), Fungal Diversity Profiles series (Adamcík et al. 2015), and Fungal Systematics and Evolution series (e.g. Krisai-Greilhuber et al. 2017) have also provided additions to basidiomycete diversity. Since Kirk et al. (2008), a large amount of knowledge on Basidiomycota has been published, thus it is essential and pragmmatic to compile it into a single document. Therefore, the present work provides notes for each genus of Basidiomycota with updates since 2008, including basic information and the latest related taxonomic studies. In addition, an outline of the Basidiomycota is also provided based on the latest systematic studies.

Deciphering and uncovering evolutionary relationships of organisms are underlying topics for taxonomists (Samarakoon et al. 2016). Molecular phylogenies have provided increased knowledge concerning the evolution of fungi (McTaggart et al. 2016a; Kijpornyongpan et al. 2018; Varga et al. 2019). Studies over the last decade used innovative methods to support traditional morphology-based classifications (e.g. Lutzoni et al. 2004; Blackwell et al. 2006; James et al. 2006; Hibbett et al. 2007) and many new perspectives have been derived in fungal systematics. Divergence times have recently been used as important criteria to rank taxa and have been accepted in many fungal systematic studies (Drummond et al. 2012; Hongsanan et al. 2017; Liu et al. 2017c). Zhao et al. (2016f) used divergence times as an additional criterion to infer a modern taxonomic system for the genus *Agaricus*. The authors proposed the following criteria to rank taxa above species level: (i) the taxa must be monophyletic and statistically well-supported in multi-gene analyses; (ii) their respective stem ages should be roughly equivalent, and higher taxon stem ages must be older than lower level taxa stem ages; and (iii) the taxa should be identifiable phenotypically, whenever possible. Subsequently, several studies have ranked higher taxa using divergence times, such as for Ascomycota (Dothideomycetes and Sordariomycetes), Basidiomycota and for the kingdom Fungi (Hongsanan et al. 2017; Hyde et al. 2017a; Liu et al. 2017c; Zhao et al. 2017c; Tedersoo et al. 2018). The time ranges for Basidiomycota, with the phylum originating ca. 530 Mya, the subphyla 406–490 Mya, most classes 245–393 Mya and orders 120–290 Mya were inferred by Zhao et al. (2017c).

In the present study, we provide three maximum clade credibility (MCC) trees for the four subphyla (Agaricomycotina, Pucciniomycotina, Ustilaginomycotina and Wallemiomycotina) in Basidiomycota. The molecular clock analyses are executed to resolve taxonomic problems with estimated divergence times for the well-supported taxa at different taxonomic levels.

Materials and methods

Notes and outline

All generic names gathered from Index Fungorum (2019) were checked through Kirk et al. (2008, 2013) and Species Fungorum (2019). Nomina invalida, nomina rejicienda and synonyms were excluded. The basic information of each note is classification (family, order, class), synonyms, accepted species number, type species, life mode, habitat, distribution, and sequence information. Species numbers are based on Kirk et al. (2008), plus new taxa and data published between 2008 and 2019. Furthermore, the latest research information for each note is in three parts if available: (i) studies of selected important species (edible, medicinal, industrial, pathogenic and saprobic); (ii) selected studies on taxonomy and phylogeny published between 2008 and 2019; (iii) new taxon studies between 2008 and 2019.

Phylogenetic analyses

Sequences were downloaded from GenBank (Benson et al. 2017). Six genes (LSU, SSU, 5.8s, ef1, rpb1 and rpb2) were included in this study. Only species for which two or more gene sequences were available were included in the phylogenetic analyses. Sequence information is listed in Supplementary Table 1. Sequences were checked in BioEdit V.7.0.4 first (Hall 2007). Alignments were made by Muscle 3.8.31 (Edgar 2004) for each region separately, then adjusted manually. In order to avoid substitutional saturation in third codon position, we used translated amino acid sequences for ef1, rpb1 and rpb2 (Matheny et al. 2007b). For each data set, we then combined with DNA from rDNA genes and amino acid sequences. Divergence times were estimated in BEAST 1.8.4 (Drummond et al. 2012). An XML file was constructed with BEAUTI v1.8., and per-gene alignments were imported as separate partitions. Clock and substitution models were set to be unlinked (independently estimated for each gene partition). Substitution models for nucleotides were determined from

jModelTest v2 and the settings were as follows: for the Agaricomycotina tree, the GTR + I+G for SSU, LSU and 5.8S and WAG for ef1, rpb1 and rpb2; for Pucciniomycotina, GTR for LSU and 5.8S, HKY for SSU and WAG for ef1, rpb1 and rpb2; for Ustinaginomycotina, GTR for LSU, SSU and 5.8S, and WAG for ef1, rpb1 and rpb2. A Yule speciation model was selected as prior assuming a constant speciation rate per lineage. We used the uncorrelated lognormal relaxed clock model, specifying a gamma distribution for the ulcd.mean parameter with a shape of 1.0, scale of 0.001, and offset 0. The calibrations of each tree are cited from the previous study (Zhao et al. 2017c) by applying a normal distribution prior (SD = 1) that mean age 406 Mya for Agaricomycotina, Pucciniomycotina, and 430 Mya for Ustilaginomycotina. We ran four independent Monte Carlo Markov Chains of 50 million generations for each, logging states every 10,000 generations. Log files were checked for convergence and mixing in Tracer v1.6 (Rambaut and Drummond 2013; http://tree.bio.ed.ac.uk/software/tracer/). A Maximum-clade-credibility (MCC) tree was summarized using TreeAnnotator 1.8, discarding 10% of states as burn-in and annotating clades with ≥ 0.8 posterior probability (PP).

Results

The phylogenetic and dating analyses of Basidiomycota were conducted based on three datasets, composed of six-gene (LSU, SSU, 5.8s, rpb1, rpb2, ef1) sequences from species of subphyla Agaricomycotina, Pucciniomycotina, Ustilaginomycotina and Wallemiomycotina.

The phylogeny and divergence time analyses of Agaricomycotina

In the phylogenetic analyses of Agaricomycotina, 430 species from Agaricomycotina and six outgroup species from Pucciniomycotina were included. Those species belong to three classes, 26 orders, 98 familes and 412 genera. Figure 1 shows the backbone-constrained tree at the order level, and Fig. 2 is the same tree with more detail at the family and genus levels. Generally, orders and higher taxa including Agaricomycetes, Dacrymycetes and Tremellomycetes were well supported (Fig. 1). However, the subclass Agaricomycetidae, comprising by Agaricales, Amylocorticiales, Atheliales, Boletales and Jaapiales, did not receive statistic support. Phallomycetidae, comprising Hysterangiales, Phallales, Gomphales and Geastrales, was monophyletic with 0.9 PP support. The phylogenetic relationships of the main clades in Boletales roughly agree with Binder and Hibbett 2006 which gave a phylogenetic relationships among suborders based on a five-genes dataset. In Boletacae, Zangiodeae represented by *Zangia* and *Harrya* is recognized and supported statistically, which agrees with Wu et al. (2014b). However, phylogenetic relationships of the other genera are not resolved because of low statistical support. The well-supported taxa were dated with an estimated divergence time for Agaricomycotina as 406 Mya; the classes ranged from 298–341 Mya; and orders from 108–259 Mya (Table 1).

The analyses involving Agaricomycetes comprised 77 families and 352 genera, the Dacrymycetes cmprised three families and six genera, and the Tremellomycetes with 18 families and 54 genera (Fig. 2). A total of 45 monophyletic families were recognized with well-supported PP values, and these families belong to 14 orders as Agaricales, Boletales, Cystofilobasidiales, Dacrymycetales, Filobasidiales, Gomphales, Hymenochaetales, Hysterangiales, Phallales, Polyporales, Russulales, Thelephorales, Tremellales and Trichosporonales. The divergence times of these well-supported families were estimated, ranging from 27 to 178 Mya (Table 1).

The phylogeny and divergence time analyses of Pucciniomycotina

For the phylogenetic analyses of Pucciniomycotina, the MCC tree was generated from the six-gene sequences of 125 species from Pucciniomycotina and six species from Agaricomycotina as the outgroup (Fig. 3). In this tree, Pucciniomycetes comprised four orders, 17 families, 56 genera, and occupied the base position; whilst Agaricostilbomycetes, Atractiellomycetes, Classiculomycetes, Cystobasidiomycetes, Microbotryomycetes, Mixiomycetes, Spiculogloeomycetes and Tritirachiomycetes comprised of 16 orders, 24 families and 61 genera formed a clade without statistical support.

All classes and orders were monophyletic with high supports. The classes originated from 211 to 383 Mya and orders from 128 to 244 Mya. Families in Agaricostilbales (Agaricostilbaceae, Chionosphaeraceae, Kondoaceae and Ruineniaceae), Microbotryales (Leucosporidiaceae, Microbotryaceae and Ustilentylomataceae), Pucciniales (Coleosporiaceae, Mikronegeriaceae, Phakopsoraceae, Phragmidiaceae, Pileolariaceae, Pucciniaceae, Raveneliaceae, and Sphaerophragmiaceae), and Platygloeales (Eocronartiaceae and Platygloeaceae) were well supported and diverged between 85 to 222 Mya. Three monophyletic and highly supported lineages (*Mycogloea* sp./TUBFO40962; *Slooffia tsugae*/JCM 2960 and *Udeniozyma ferulica*/JCM 8231; *Spencerozyma crocea*/CBS 2029 and *Vonarxula javanica*/JCM 9032) did not nest with any known families (Fig. 3). Divergence times of these clades are 266 Mya, 188 Mya and 156 Mya, respectively.

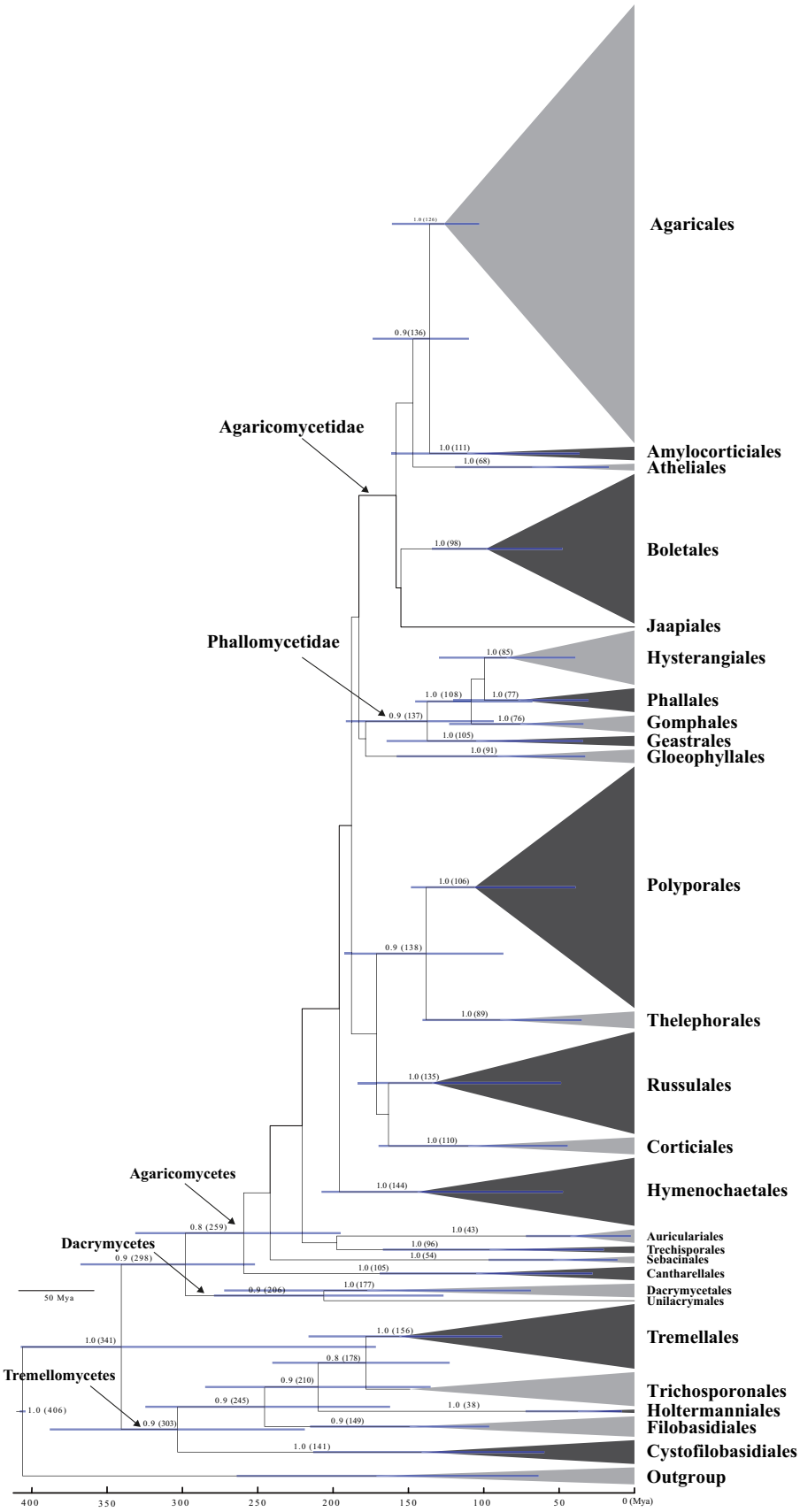

Fig. 1 Maximum Clade Credibility tree showing the relationships among classes and orders of Agaricomycotina based on LSU, SSU, rpb1, rpb2, 5.8 s and ef1 genes with Pucciniomycotina as the outgroup. Posterior probabilities equal to or greater than 0.8 are annotated at the internodes. The 95% highest posterior densities of divergence time estimates are marked by horizontal bars

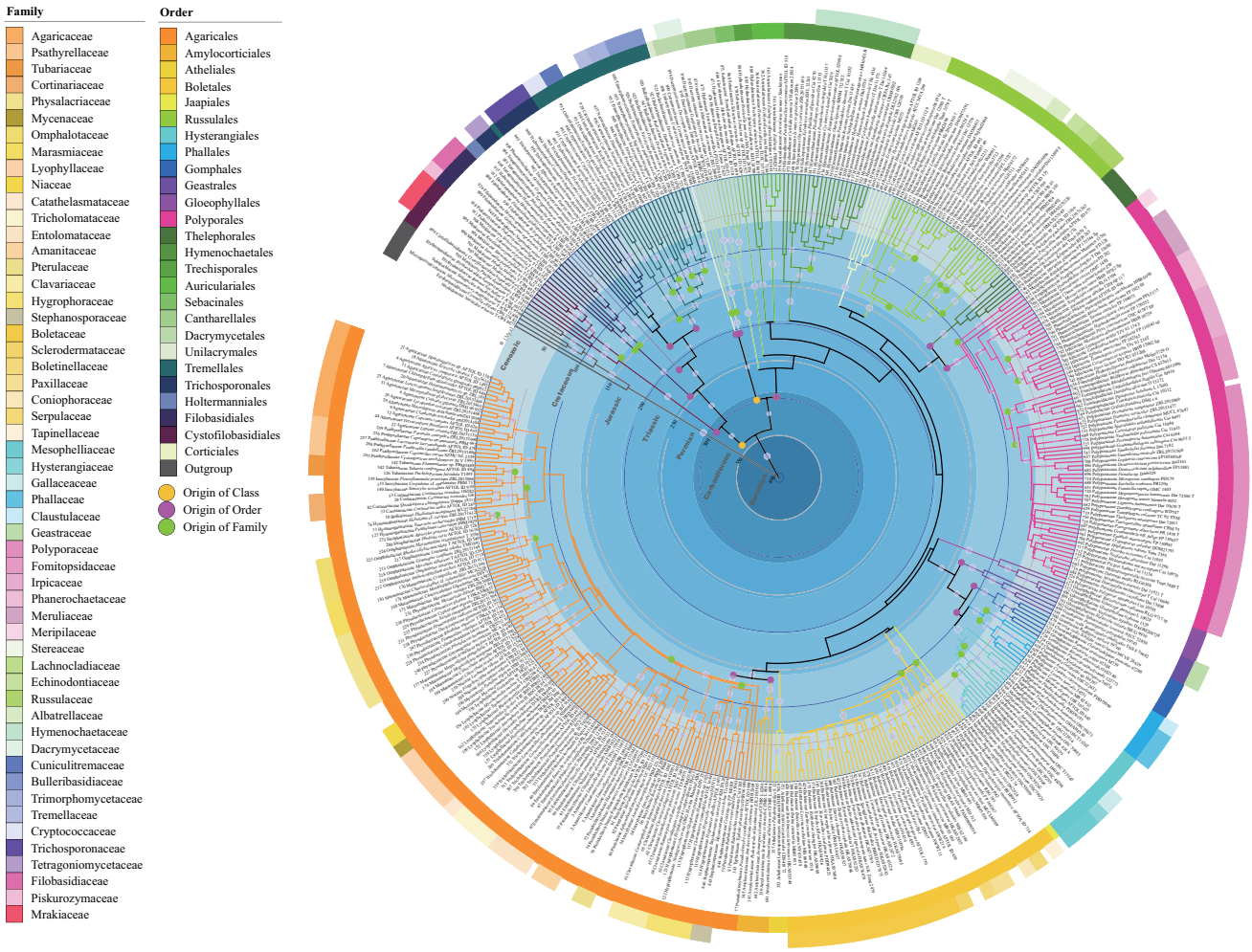

Fig. 2 Maximum Clade Credibility tree of Agaricomycotina based on LSU, SSU, rpb1, rpb2, 5.8 s and ef1 genes with Pucciniomycotina as the outgroup. Posterior probabilities that are equal to or greater than 0.8 are annotated at the internodes as purple dots. The coloured dots refer to the positions of the mean stem age of classes, orders and families respectively

The phylogeny and divergence time analyses of Ustilaginomycotina and Wallemiomycotina

In the phylogenetic analyses of Ustilaginomycotina, a six-gene (LSU, SSU, 5.8s, rpb1, rpb2 and ef1) dataset was used, which comprised of 74 species from Ustilaginomycotina, three species from Wallemiomycotina, and two species from Pucciniomycotina as the outgroup. Wallemiomycotina occupied the basal position with strong support with a divergence time of 430 Mya in MCC tree (Fig. 4). There were four classes In Ustilaginomycotina, of which Moniliellomycetes and Malasseziomycetes were each represented by a single sample. Ustilaginomycetes included four orders, 12 families and 45 genera and formed a strongly-supported monophyletic clade. Exobasidiomycetes was polyphyletic and comprised seven orders, 13 families and 27 genera. The estimated divergence time for Ustilaginomycotina was 430 Mya, orders originated from 172 to 260 Mya and families originated from 79 to 177 Mya.

There were also several well-supported lineages with similar divergence times to those of families in Ustilaginomycotina, but they did not nest within any known family. They are two clades in Ustilaginales, one formed by *Farysia acheniorum*/AS 2 3198, *Farysizyma itapuensis*/BI120, *Schizonella melanogramma*/CBS174 42, *Stegocintractia luzulae*/MP2340 and *Shivasia solida*/H.U.V.17649 with a divergence time of 114 Mya, and another one includes *Moreaua bulbostylidis*/56581 (M) with a divergence time of 114 Mya. One clade in Microstromatales comprising *Jaminaea angkoriensis*/C5b and *Sympodiomycopsis kandeliae*/CBS 10858 had a divergence time of 98 Mya (Table 2).

Table 1 Divergence times of estimated taxa in Basidiomycota

Subphylum	Class	Order (number of families in this study/the total known families)	Families recognized in this study	Mean of stem age in MCC tree (Mya)
Agaricomycotina				406
	Agaricomycetes			298
		Agaricales (24/38)		136
			Agaricaceae	125
			Amanitaceae	125
			Clavariaceae	125
			Cortinariaceae	70
			Entolomataceae	125
			Hygrophoraceae	125
			Hymenogastraceae	27
			Mycenaceae	125
			Niaceae	125
			Omphalotaceae	71
			Physalacriaceae	125
			Psathyrellaceae	125
			Stephanosporaceae	125
			Tubariaceae	54
		Amylocorticiales (1/1)		136
			Amylocorticiaceae	136
		Atheliales (1/1)		259
			Atheliaceae	259
		Auriculariales (2/2)		259
			Auriculariaceae	259
		Boletales (12/16)		259
			Boletaceae	98
			Boletinellaceae	98
			Paxillaceae	98
			Sclerodermataceae	38
			Serpulaceae	98
			Tapinellaceae	98
		Cantharellales (1/6)		259
			Hydnaceae	259
		Corticiales (1/4)		259
			Corticiaceae	259
		Geastrales (1/2)		137
			Geastraceae	137
		Gloeophyllales (1/1)		259
			Gloeophyllaceae	259
		Gomphales (3/3)		108
		Hymenochaetales (4/7)		259
			Hymenochaetaceae	124
		Hysterangiales (5/5)		108
			Gallaceaceae	67
			Mesophelliaceae	54
		Jaapiales (1/1)		259
			Jaapiaceae	259
		Phallales (2/3)		108
			Claustulaceae	77

Table 1 (continued)

Subphylum	Class	Order (number of families in this study/the total known families)	Families recognized in this study	Mean of stem age in MCC tree (Mya)
			Phallaceae	77
		Polyporales (8/18)		138
			Fomitopsidaceae	88
			Irpicaceae	62
			Meruliaceae	81
			Meripilaceae	106
			Phanerochaetaceae	62
			Polyporaceae	88
		Russulales (7/9)		259
			Albatrellaceae	134
			Echinodontiaceae	70
			Peniophoraceae	70
			Russulaceae	97
			Stereaceae	61
		Sebacinales (2/2)		259
			Sebacinaceae	259
		Thelephorales (2/4)		138
		Trechisporales (1/1)		259
			Hydnodontaceae	259
	Dacrymycetes			298
		Dacrymycetales (2/2)		206
			Cerinomycetaceae	
		Unilacrymales (1/1)		206
			Unilacrymaceae	
	Tremellomycetes			341
		Cystofilobasidiales (2/2)		303
		Filobasidiales (2/2)		245
			Filobasidiaceae	149
			Piskurozymaceae	149
		Holtermanniales (1/1)		210
			Holtermanniaceae	210
		Tremellales (11/12)		178
			Bulleribasidiaceae	113
			Cryptococcaceae	113
			Cuniculitremaceae	120
			Tremellaceae	156
		Trichosporonales (2/2)		178
			Trimorphomycetaceae	178
Pucciniomycotina				406
	Agaricostilbomycetes			295
		Agaricostilbales (4/4)		266
			Agaricostilbaceae	180
			Chionosphaeraceae	162
			Kondoaceae	222
			Ruineniaceae	198
	Atractiellomycetes			383
		Atractiellales (1/3)		383
			Phleogenaceae	383

Table 1 (continued)

Subphylum	Class	Order (number of families in this study/the total known families)	Families recognized in this study	Mean of stem age in MCC tree (Mya)
	Classiculomycetes			383
		Classiculales (1/1)		383
			Classiculaceae	383
	Cystobasidiomycetes			211
		Cystobasidiales (1/1)		128
			Cystobasidiaceae	128
		Buckleyzymales (1/1)		128
			Buckleyzymaceae	128
		Erythrobasidiales (1/1)		128
			Erythrobasidiaceae	83
	Microbotryomycetes			286
		incertae sedis (1/3)		
			Chrysozymaceae	156
		Kriegeriales (1/1)		–
			Kriegeriaceae	–
		Microbotryales (3/3)		156
		Leucosporidiales (1/1) (Syn. of Microbotryales in this study)	Leucosporidiaceae	71
			Microbotryaceae	42
			Ustilentylomataceae	42
		Sporidiobolales (1/1)		156
			Sporidiobolaceae	156
	Mixiomycetes			286
		Mixiales (1/1)		286
			Mixiaceae	286
	Pucciniomycetes			383
		Pucciniales (10/15)		275
			Coleosporiaceae	84
			Mikronegeriaceae	196
			Phakopsoraceae	131
			Phragmidiaceae	119
			Pileolariaceae	–
			Pucciniaceae	98
			Raveneliaceae	131
			Sphaerophragmiaceae	114
		Platygloeales (2/2)		185
			Eocronartiaceae	85
			Platygloeaceae	85
		Septobasidiales (1/1)		185
			Septobasidiaceae	185
		Helicobasidiales (1/1)		201
			Helicobasidiaceae	201
	Spiculogloeomycetes			211
		Spiculogloeales (1/1)		211
			Spiculogloeaceae	211
	Tritirachiomycetes			295
		Tritirachiales (1/1)		295
			Tritirachiaceae	295

Table 1 (continued)

Subphylum	Class	Order (number of families in this study/the total known families)	Families recognized in this study	Mean of stem age in MCC tree (Mya)
Ustilaginomycotina				430
	Exobasidiomycetes			–
		Ceraceosorales (1/1)		260
			Ceraceosoraceae	260
		Microstromatales (3/3)		238
			Quambalariaceae	71
			Volvocisporiaceae	98
		Tilletiales (2/2)		185
			Erratomycetaceae	117
			Tilletiaceae	117
		Golubeviales (1/1)		185
			Golubeviaceae	185
		Robbauerales (1/1)		238
			Robbaueraceae	238
		Doassansiales (2/3)		–
			Doassansiaceae	102
			Rhamphosporaceae	102
		Exobasidiales (4/5)		319
			Brachybasidiaceae	130
			Cryptobasidiaceae	211
			Exobasidiaceae	161
			Graphiolaceae	130
		Georgefischeriales (3/4)		–
			Gjaerumiaceae	120
			Tilletiariaceae	79
	Malasseziomycetes			–
		Malasseziales (1/1)		–
			Malasseziaceae	–
	Moniliellomycetes			–
		Moniliellales (1/1)		–
			Moniliellaceae	–
	Ustilaginomycetes			260
		Ustilaginales (5/9)		204
			Melanotaeniaceae	177
			Ustilaginaceae	114
			Websdaneaceae	150
		Urocystidales (5/6)		204
			Doassansiopsidaceae	123
			Fereydouniaceae	123
			Floromycetaceae	61
			Glomosporiaceae	151
			Urocystidaceae	61
		Violaceomycetales (1/1)		172
			Violaceomycetaceae	172
		Uleiellales (1/1)		172
			Uleiellaceae	172
Wallemiomycotina				430
	Wallemiomycetes			430

Table 1 (continued)

Subphylum	Class	Order (number of families in this study/the total known families)	Families recognized in this study	Mean of stem age in MCC tree (Mya)
		Geminibasidiales (1/1)		258
			Geminibasidiaceae	258
		Wallemiales (1/1)		258
			Wallemiaceae	258

"–" refer to the families failed to be dated because of the unsupported PP values

Outline of Basidiomycota

Phylum Basidiomycota R.T. Moore 1980
Subphylum Agaricomycotina Doweld 2001
Class Agaricomycetes Doweld 2001
Order Agaricales Underw. 1899
Family Agaricaceae Chevall. 1826
Abstoma G. Cunn. 1926
Acutocapillitium P. Ponce de León 1976
Agaricus L. 1753
= *Araneosa* Long 1941
= *Gyrophragmium* Mont. 1843
= *Hypophyllum* Paulet 1793
= *Longula* Zeller 1945
= *Psalliota* (Fr.) P. Kumm. 1871
= *Pratella* (Pers.) Gray 1821
Arachnion Schwein. 1822
= *Scoleciocarpus* Berk. 1843
Barcheria T. Lebel 2004
Battarrea Pers. 1801
= *Dendromyces* Libosch. 1810
= *Sphaericeps* Welw. & Curr. 1868
Battarreoides T. Herrera 1953
= *Battarraeastrum* R. Heim & T. Herrera 1960
Calvatiopsis Hollós 1929
Chamaemyces Battarra ex Earle 1909
= *Drosella* Maire 1935
= *Lepiotella* (E.-J. Gilbert) Konrad 1934
Chlamydopus Speg. 1898
Chlorolepiota Sathe & S.D. Deshp. 1979
Chlorophyllum Massee 1898
Clarkeinda Kuntze 1891
= *Chitonia* (Fr.) P. Karst. 1879
= *Chitoniella* Henn. 1898
= *Chitonis* Clem. 1909
Clavogaster Henn. 1896
Coniolepiota Vellinga 2011
Coprinus Pers. 1797
= *Coprinusella* (Peck) Zerov 1979
= *Onchopus* P. Karst. 1879
Crucispora E. Horak 1971
Cystolepiota Singer 1952
= *Pulverolepiota* Bon 1993
Dictyocephalos L.M. Underwood ex V.S. White 1901
= *Battarreopsis* Henn. 1902
= *Whetstonia* Lloyd 1906
Disciseda Czern. 1845
= *Bovistina* Long & Stouffer 1941
= *Catastoma* Morgan 1892
Echinoderma (Locq. ex Bon) Bon 1991
Endolepiotula Singer 1963
Eriocybe Vellinga 2011
Gasterellopsis Routien 1940
Glyptoderma R. Heim & Perr.-Bertr. 1971
Heinemannomyces Watling 1999
Hiatulopsis Singer & Grinling 1967
Holocotylon Lloyd 1906
Hymenagaricus Heinem. 1981
Janauaria Singer 1986
Japonogaster Kobayasi 1989
Lepiota (Pers.) Gray 1821
= *Amogaster* Castellano 1995
= *Cribrospora* Pacioni & P. Fantini 2000
= *Cryptolepiota* Kropp & Trappe 2012
= *Fusispora* Fayod 1889
= *Lepiota* P. Browne 1756
= *Lepiotula* (Maire) Locq. ex E. Horak 1968
= *Morobia* E. Horak 1979
Leucoagaricus Locq. ex Singer 1948
= *Sericeomyces* Heinem. 1978
Leucocoprinus Pat. 1888
= *Mastocephalus* Battarra ex Earle 1909
Lycoperdopsis Henn. 1900
Macrolepiota Singer 1948
= *Lepiotella* Rick 1938
= *Volvolepiota* Singer 1959
Melanophyllum Velen. 1921
= *Chlorosperma* Murrill 1922
= *Chlorospora* Massee 1898
= *Glaucospora* Rea 1922
Metrodia Raithelh. 1971
Micropsalliota Höhn. 1914
= *Allopsalliota* Nauta & Bas 1999

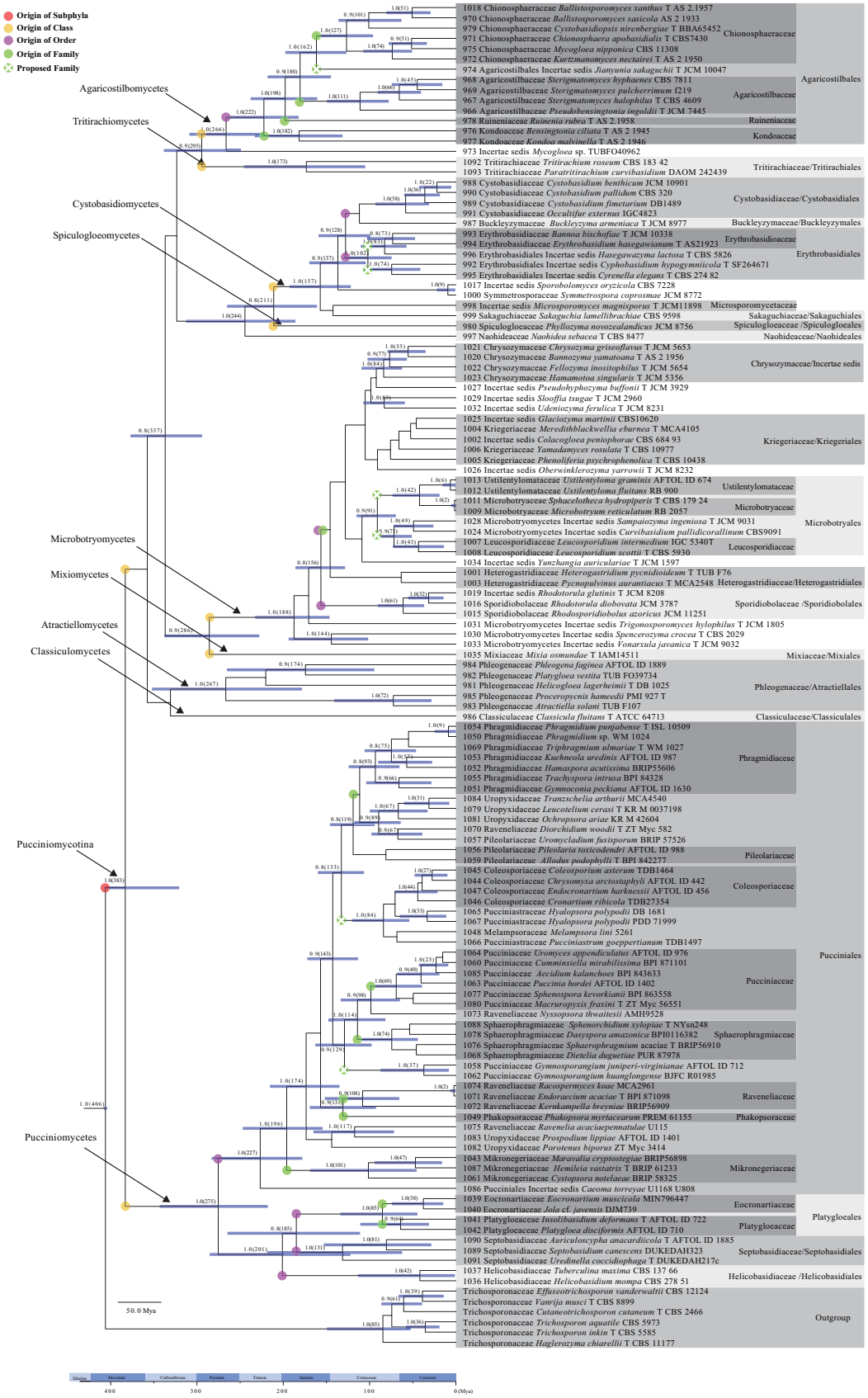
Origin of Subphyla
Origin of Class
Origin of Order
Origin of Family
Proposed Family
Agaricostilbomycetes
Tritirachiomycetes
Cystobasidiomycetes
Spiculogloeomycetes
Microbotryomycetes
Mixiomycetes
Atractiellomycetes
Classiculomycetes
Pucciniomycotina
Pucciniomycetes
1018 Chionosphaeraceae Ballistosporomyces xanthus T AS 2.1957
970 Chionosphaeraceae Ballistosporomyces sasicola AS 2 1933
979 Chionosphaeraceae Cystobasidiopsis nirenbergiae T BBA65452
971 Chionosphaeraceae Chionosphaera apobasidialis T CBS7430
975 Chionosphaeraceae Mycogloea nipponica CBS 11308
972 Chionosphaeraceae Kurtzmanomyces nectairei T AS 2 1950
Chionosphaeraceae
974 Agaricostilbales Incertae sedis Jianyunia sakaguchii T JCM 10047
968 Agaricostilbaceae Sterigmatomyces hyphaenes CBS 7811
969 Agaricostilbaceae Sterigmatomyces pulcherrimum f219
967 Agaricostilbaceae Sterigmatomyces halophilus T CBS 4609
966 Agaricostilbaceae Pseudobensingtonia ingoldii T JCM 7445
Agaricostilbaceae
Agaricostilbales
978 Ruineniaceae Ruinenia rubra T AS 2.1958
Ruineniaceae
976 Kondoaceae Bensingtonia ciliata T AS 2 1945
977 Kondoaceae Kondoa malvinella T AS 2 1946
Kondoaceae
973 Incertae sedis Mycogloea sp. TUBFO40962
1092 Tritirachiaceae Tritirachium roseum CBS 183 42
1093 Tritirachiaceae Paratritirachium curvibasidium DAOM 242439
Tritirachiaceae/Tritirachiales
988 Cystobasidiaceae Cystobasidium benthicum JCM 10901
990 Cystobasidiaceae Cystobasidium pallidum CBS 320
989 Cystobasidiaceae Cystobasidium fimetarium DB1489
991 Cystobasidiaceae Occultifur externus IGC4823
Cystobasidiaceae/Cystobasidiales
987 Buckleyzymaceae Buckleyzyma armeniaca T JCM 8977
Buckleyzymaceae/Buckleyzymales
993 Erythrobasidiaceae Bannoa bischoffiae T JCM 10338
994 Erythrobasidiaceae Erythrobasidium hasegawianum T AS21923
Erythrobasidioaceae
996 Erythrobasidiales Incertae sedis Hasegawazyma lactosa T CBS 5826
992 Erythrobasidiales Incertae sedis Cyphobasidium hypogymnicola T SF264671
995 Erythrobasidiales Incertae sedis Cyrenella elegans T CBS 274 82
Erythrobasidiales
1017 Incertae sedis Sporobolomyces oryzicola CBS 7228
1000 Symmetrosporaceae Symmetrospora coprosmae JCM 8772
998 Incertae sedis Microsporomyces magnisporus T JCM11898
Microsporomycetaceae
999 Sakaguchiaceae Sakaguchia lamellibrachiae CBS 9598
Sakaguchiaceae/Sakaguchiales
980 Spiculogloeaceae Phyllozyma novozealandicus JCM 8756
Spiculogloeaceae /Spiculogloeales
997 Naohideaceae Naohidea sebacea T CBS 8477
Naohideaceae/Naohideales
1021 Chrysozymaceae Chrysozyma griseoflavus T JCM 5653
1020 Chrysozymaceae Bannozyma yamatoana T AS 2 1956
1022 Chrysozymaceae Fellozyma inositophilus T JCM 5654
1023 Chrysozymaceae Hamamotoa singularis T JCM 5356
Chrysozymaceae/Incertae sedis
1027 Incertae sedis Pseudohyphozyma buffonii T JCM 3929
1029 Incertae sedis Slooffia tsugae T JCM 2960
1032 Incertae sedis Udeniozyma ferulica T JCM 8231
1025 Incertae sedis Glaciozyma martinii CBS10620
1004 Kriegeriaceae Meredithblackwellia eburnea T MCA4105
1002 Incertae sedis Colacogloea peniophorae CBS 684 93
1006 Kriegeriaceae Yamadamyces rosulata T CBS 10977
1005 Kriegeriaceae Phenoliferia psychrophenolica T CBS 10438
Kriegeriaceae/Kriegeriales
1026 Incertae sedis Oberwinklerozyma yarrowii T JCM 8232
1013 Ustilentylomataceae Ustilentyloma graminis AFTOL ID 674
1012 Ustilentylomataceae Ustilentyloma fluitans RB 900
Ustilentylomataceae
1011 Microbotryaceae Sphaerolotheca hydropiperis T CBS 179.24
1009 Microbotryaceae Microbotryum reticulatum RB 2057
Microbotryaceae
1028 Microbotryomycetes Incertae sedis Sampaiozyma ingeniosa T JCM 9031
1024 Microbotryomycetes Incertae sedis Curvibasidium pallidicorallinum CBS9091
1007 Leucosporidiaceae Leucosporidium intermedium IGC 5340T
1008 Leucosporidiaceae Leucosporidium scottii T CBS 5930
Leucosporidiaceae
Microbotryales
1034 Incertae sedis Yunzhangia auriculariae T JCM 1597
1001 Heterogastridiaceae Heterogastridium pycnidioideum T TUB F76
1003 Heterogastridiaceae Pycnopulvinus aurantiacus T MCA2548
Heterogastridiaceae/Heterogastridiales
1019 Incertae sedis Rhodotorula glutinis T JCM 8208
1016 Sporidiobolaceae Rhodotorula diobovata JCM 3787
1015 Sporidiobolaceae Rhodosporidiobolus azoricus JCM 11251
Sporidiobolaceae /Sporidiobolales
1031 Microbotryomycetes Incertae sedis Trigonosporomyces hylophilus T JCM 1805
1030 Microbotryomycetes Incertae sedis Spencerozyma crocea T CBS 2029
1033 Microbotryomycetes Incertae sedis Vonarxula javanica T JCM 9032
1035 Mixiaceae Mixia osmundae T IAM14511
Mixiaceae/Mixiales
984 Phleogenaceae Phleogena faginea AFTOL ID 1889
982 Phleogenaceae Platygloea vestita TUB FO39734
981 Phleogenaceae Helicogloea lagerheimii T DB 1025
985 Phleogenaceae Proceropycnis hameedii PMI 927 T
983 Phleogenaceae Atractiella solani TUB F107
Phleogenaceae/Atractiellales
986 Classiculaceae Classicula fluitans T ATCC 64713
Classiculaceae/Classiculales
1054 Phragmidiaceae Phragmidium punjabense T ISL 10509
1050 Phragmidiaceae Phragmidium sp. WM 1024
1069 Phragmidiaceae Triphragmium ulmariae T WM 1027
1053 Phragmidiaceae Kuehneola uredinis AFTOL ID 987
1052 Phragmidiaceae Hamaspora acutissima BRIP55606
1055 Phragmidiaceae Trachyspora intrusa BPI 84328
1051 Phragmidiaceae Gymnoconia peckiana AFTOL ID 1630
Phragmidiaceae
1084 Uropyxidaceae Tranzschelia arthurii MCA4540
1079 Uropyxidaceae Leucotelium cerasi T KR M 0037198
1081 Uropyxidaceae Ochropsora ariae KR M 42604
1070 Raveneliaceae Diorchidium woodii T ZT Myc 582
1057 Pileolariaceae Uromycladium fusisporum BRIP 57526
1056 Pileolariaceae Pileolaria toxicodendri AFTOL ID 988
1059 Pileolariaceae Allodus podophylli T BPI 842277
Pileolariaceae
1045 Coleosporiaceae Coleosporium asterum TDB1464
1044 Coleosporiaceae Chrysomyxa arctostaphyli AFTOL ID 442
1047 Coleosporiaceae Endocronartium harknessii AFTOL ID 456
1046 Coleosporiaceae Cronartium ribicola TDB27354
Coleosporiaceae
1065 Pucciniastraceae Hyalopsora polypodii DB 1681
1067 Pucciniastraceae Hyalopsora polypodii PDD 71999
1048 Melampsoraceae Melampsora lini 5261
1066 Pucciniastraceae Pucciniastrum goeppertianum TDB1497
1064 Pucciniaceae Uromyces appendiculatus AFTOL ID 976
1060 Pucciniaceae Cumminsiella mirabilissima BPI 871101
1085 Pucciniaceae Aecidium kalanchoae BPI 843633
1063 Pucciniaceae Puccinia hordei AFTOL ID 1402
1077 Pucciniaceae Sphenospora kevorkianii BPI 863558
1080 Pucciniaceae Macruropyxis fraxini T ZT Myc 56551
1073 Raveneliaceae Nyssopsora thwaitesii AMH9528
Pucciniaceae
Pucciniales
1088 Sphaerophragmiaceae Sphenorchidium xylopiae T NYsn248
1078 Sphaerophragmiaceae Dasyspora amazonica BPI0116382
1076 Sphaerophragmiaceae Sphaerophragmium acaciae T BRIP56910
1068 Sphaerophragmiaceae Dietelia duguetiae PUR 87978
Sphaerophragmiaceae
1058 Pucciniaceae Gymnosporangium juniperi-virginianae AFTOL ID 712
1062 Pucciniaceae Gymnosporangium huanglongense BJFC R01985
1074 Raveneliaceae Racospermyces koae MCA2961
1071 Raveneliaceae Endoraecium acaciae T BPI 871098
1072 Raveneliaceae Kernkampella breyniae BRIP56909
Raveneliaceae
1049 Phakopsoraceae Phakopsora myrtacearum PREM 61155
Phakopsoraceae
1075 Raveneliaceae Ravenelia acaciaepennatulae U115
1083 Uropyxidaceae Prospodium lippiae AFTOL ID 1401
1082 Uropyxidaceae Porotenus biporus ZT Myc 3414
1043 Mikronegeriaceae Maravalia cryptostegiae BRIP56898
1087 Mikronegeriaceae Hemileia vastatrix T BRIP 61233
1061 Mikronegeriaceae Cystopsora notelaeae BRIP 58325
Mikronegeriaceae
1086 Pucciniales Incertae sedis Caeoma torreyae U1168 U808
1039 Eocronartiaceae Eocronartium muscicola MIN796447
1040 Eocronartiaceae Jola cf. javensis DJM739
Eocronartiaceae
1041 Platygloeaceae Insolibasidium deformans T AFTOL ID 722
1042 Platygloeaceae Platygloea disciformis AFTOL ID 710
Platygloeaceae
Platygloeales
1090 Septobasidiaceae Auriculoscypha anacardicola T AFTOL ID 1885
1089 Septobasidiaceae Septobasidium canescens DUKEDAH323
1091 Septobasidiaceae Uredinella coccidiophaga T DUKEDAH217c
Septobasidiaceae/Septobasidiales
1037 Helicobasidiaceae Tuberculina maxima CBS 137 66
1036 Helicobasidiaceae Helicobasidium mompa CBS 278 51
Helicobasidiaceae /Helicobasidiales
Trichosporonaceae Effuseotrichosporon vanderwaltii CBS 12124
Trichosporonaceae Vanrija musci T CBS 8899
Trichosporonaceae Cutaneotrichosporon cutaneum T CBS 2466
Trichosporonaceae Trichosporon aquatile CBS 5973
Trichosporonaceae Trichosporon inkin T CBS 5585
Trichosporonaceae Haglerozyma chiarellii T CBS 11177
Outgroup
50.0 Mya
Silurian
Devonian
Carboniferous
Permian
Triassic
Jurassic
Cretaceous
Cenozoic
400
300
200
100
0 (Mya)

◀**Fig. 3** Maximum Clade Credibility tree of Pucciniomycotina based on LSU, SSU, rpb1, rpb2, 5.8 s and ef1 genes with the Agaricomycotina as outgroup. Posterior probabilities which equal to or greater than 0.8 are annotated at the internodes. The 95% highest posterior density of divergence time estimates are marked by horizontal bars. The coloured dots refer to the positions of the mean stem age of subphyla, classes, orders, families and potentially new families respectively

Montagnea Fr. 1836
Mycenastrum Desv. 1842
= *Endonevrum* Czern. 1845
Neosecotium Singer & A.H. Sm. 1960
Panaeolopsis Singer 1969
Phellorinia Berk. 1843
= *Areolaria* Kalchbr. 1884
= *Cyphellomyces* Speg. 1906

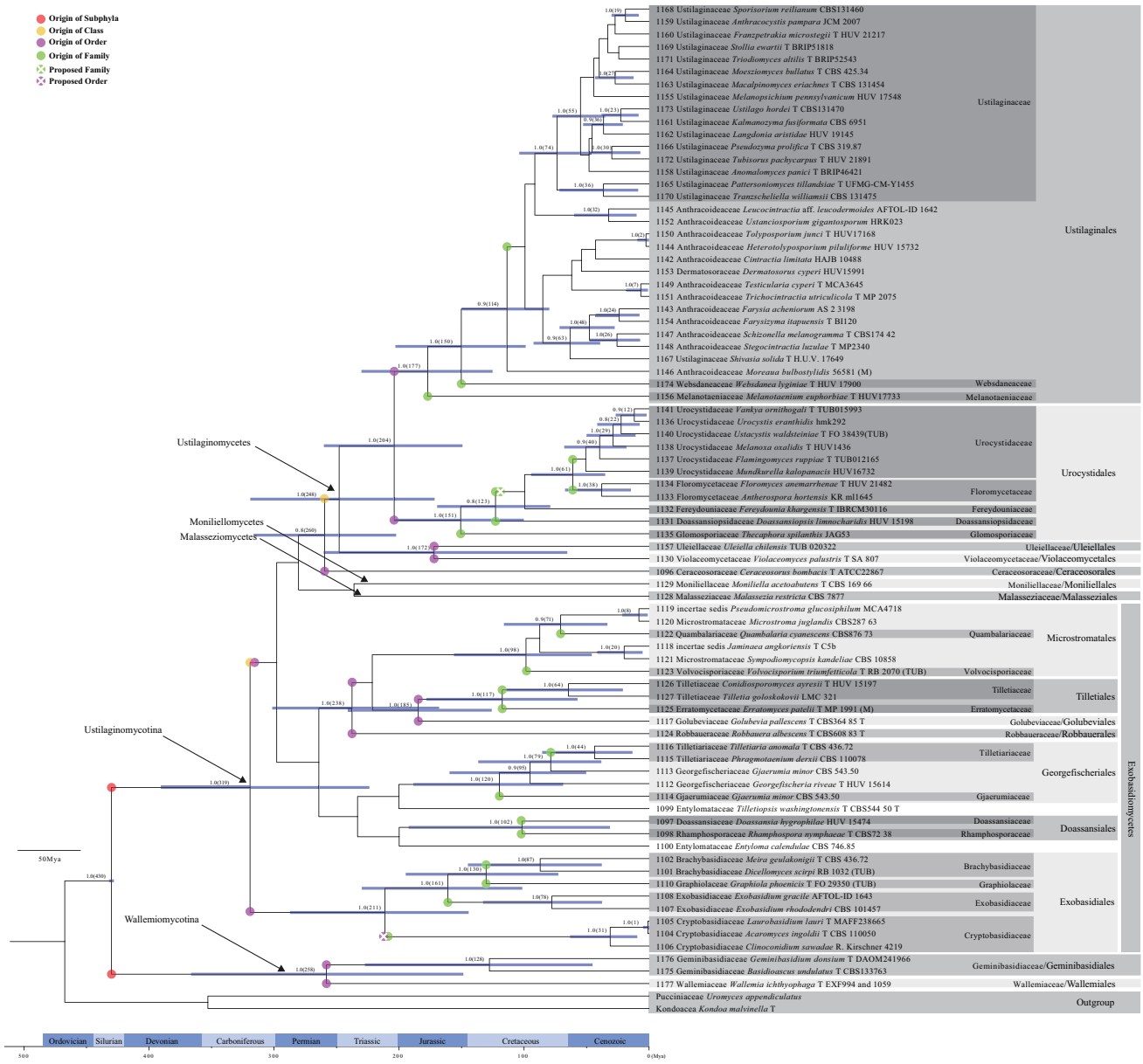

Fig. 4 Maximum Clade Credibility tree of Ustilaginomycotina based on LSU, SSU, rpb1, rpb2, 5.8 s and ef1 genes with Pucciniomycotina as the outgroup. Posterior probabilities which equal to or greater than 0.8 are annotated at the internodes. The 95% highest posterior density of divergence time estimates are marked by horizontal bars. The coloured dots refer to the positions of the mean stem age of subphyla, classes, orders, families, and potentially new families and orders respectively

Table 2 Estimated numbers for taxa in Basidiomycota

Phylum	Subphylum	Class	Order	Family number	Genus number	Species number
Basidiomycota				241	1928	41270
	Agaricomycotina			150	1514	30788
		Agaricomycetes		128	1434	30143
			Agaricales	38	508	17291
			Amylocorticiales	1	10	44
			Atheliales	1	20	102
			Auriculariales	2	41	318
			Boletales	16	141	2022
			Cantharellales	6	37	589
			Corticiales	4	26	115
			Geastrales	2	9	154
			Gloeophyllales	1	13	48
			Gomphales	3	20	410
			Hymenochaetales	7	80	1205
			Hysterangiales	5	20	133
			Jaapiales	1	1	2
			Lepidostromatales	1	3	11
			Phallales	3	34	139
			Polyporales	18	285	2544
			Russulales	9	98	4436
			Sebacinales	3	9	46
			Stereopsidales	1	1	15
			Thelephorales	4	17	321
			Trechisporales	1	16	118
			Tremellodendropsidales	1	1	8
			incertae sedis		44	72
		Dacrymycetes		3	12	146
			Dacrymycetales	2	11	145
			Unilacrymales	1	1	1
		Tremellomycetes		19	68	499
			Cystofilobasidiales	2	7	29
			Filobasidiales	2	7	51
			Holtermanniales	1	2	13
			Tremellales	12	39	336
			Trichosporonales	2	10	61
			incertae sedis		3	9
	Pucciniomycotina			49	270	8653
		Agaricostilbomycetes		4	13	56
			Agaricostilbales	4	13	56
		Atractiellomycetes		3	10	58
			Atractiellales	3	10	58
		Classiculomycetes		1	2	4
			Classiculales	1	2	4
		Cryptomycocolacomycetes		1	2	2
			Cryptomycocolacales	1	2	2
		Cystobasidiomycetes		8	13	62
			Buckleyzymales	1	1	5
			Cystobasidiales	1	2	29

Table 2 (continued)

Phylum	Subphylum	Class	Order	Family number	Genus number	Species number
			Erythrobasidiales	1	5	11
			Naohideales	1	1	1
			Sakaguchiales	1	1	5
			incertae sedis	2	3	11
		Microbotryomycetes		9	42	284
			Heterogastridiales	1	3	2
			Kriegeriales	1	4	7
			Leucosporidiales	1	1	11
			Microbotryales	2	8	170
			Sporidiobolales	1	4	39
			incertae sedis	3	22	55
		Mixiomycetes		1	1	1
			Mixiales	1	1	1
		Pucciniomycetes		20	180	8168
			Helicobasidiales	1	2	32
			Pachnocybales	1	1	1
			Platygloeales	2	9	26
			Pucciniales	15	162	8105
			Septobasidiales	1	6	4
		Spiculogloeomycetes		1	2	12
			Spiculogloeales	1	2	12
		Tritirachiomycetes		1	2	2
			Tritirachiales	1	2	2
		incertae sedis			3	4
	Ustilaginomycotina			42	128	1805
		Exobasidiomycetes		21	56	588
			Ceraceosorales	1	1	3
			Doassansiales	3	13	40
			Entylomatales	1	2	170
			Exobasidiales	5	17	102
			Georgefischeriales	4	7	43
			Golubeviales	1	1	1
			Microstromatales	3	7	37
			Robbauerales	1	1	1
			Tilletiales	2	7	191
		Malasseziomycetes		1	1	21
			Malasseziales	1	1	21
		Moniliellomycetes		1	1	11
			Moniliellales	1	1	11
		Ustilaginomycetes		17	70	1185
			Uleiellales	1	1	3
			Urocystidales	6	13	274
			Ustilaginales	9	53	905
			Violaceomycetales	1	1	1
			incertae sedis		2	2
	Wallemiomycotina			2	4	12
		Wallemiomycetes		2	4	12
			Geminibasidiales	1	2	2

Table 2 (continued)

Phylum	Subphylum	Class	Order	Family number	Genus number	Species number
			Wallemiales	1	1	8
			incertae sedis		1	2
	incertae sedis				12	12

= *Xylopodium* Mont. 1845
Phyllogaster Pegler 1969
Podaxis Desv. 1809
= *Catachyon* (Ehrenb. ex Fr.) Fr. 1832
= *Cauloglossum* Grev. ex Fr. 1829
= *Chainoderma* Massee 1890
= *Schweinitzia* Grev. 1823
Pseudoauricularia Kobayasi 1982
Pseudolepiota Z.W. Ge 2017
Queletia Fr. 1872
Rugosospora Heinem. 1973
Schinzinia Fayod 1889
Schizostoma Ehrenb. ex Lév. 1846
Singerina Sathe & S.D. Deshp. 1981
Smithiogaster J.E. Wright 1975
Smithiomyces Singer 1944
Termiticola E. Horak 1979
Tulostoma Pers. 1794
= *Tulasnodea* Fr. 1849
Xanthagaricus (Heinem.) Little Flower, Hosag. & T.K. Abraham 1997
Xerocoprinus Maire 1907

Family Amanitaceae E.-J. Gilbert 1940
Amanita Pers. 1797
= *Agaricus* Raf. 1830
= *Amanitaria* E.-J. Gilbert 1940
= *Amanitina* E.-J. Gilbert 1940
= *Amanitella* Earle 1909
= *Amanitopsis* Roze 1876
= *Amarrendia* Bougher & T. Lebel 2002
= *Amidella* E.-J. Gilbert 1940
= *Amplariella* E.-J. Gilbert 1940
= *Ariella* E.-J. Gilbert 1940
= *Aspidella* E.-J. Gilbert 1940
= *Boletium* Clem. 1909
= *Lepidella* E.-J. Gilbert 1925
= *Leucomyces* Battarra ex Earle 1909
= *Pseudofarinaceus* Battarra ex Kuntze 1891
= *Saproamanita* Redhead, Vizzini, Drehmel & Contu 2016
= *Torrendia* Bres. 1902
= *Vaginaria* Forq. 1886
= *Vaginarius* Roussel 1806
= *Vaginata* Nees ex Gray 1821
= *Volvella* E.-J. Gilbert & Beeli 1940
= *Volvoamanita* (Beck) E. Horak 1968
= *Volvoboletus* Henn. 1898
Catatrama Franco-Mol. 1991
Limacella Earle 1909
= *Amanitella* Maire 1913
Limacellopsis Zhu L. Yang, Q. Cai & Y.Y. Cui 2018
Zhuliangomyces Redhead 2019
= *Myxoderma* Fayod ex Kühner 1926

Family Bolbitiaceae Singer 1948
Agrogaster D.A. Reid 1986
Bolbitius Fr. 1838
= *Pluteolus* (Fr.) Gillet 1876
Conocybe Fayod 1889
= *Gastrocybe* Watling 1968
= *Pseudoconocybe* Hongo 1967
= *Raddetes* P. Karst. 1887
Cyttarophyllopsis R. Heim 1968
Descolea Singer 1952
= *Descomyces* Bougher & Castellano 1993
= *Hymenangium* Klotzsch 1839
= *Pseudodescolea* Raithelh. 1980
= *Setchelliogaster* Pouzar 1958
= *Timgrovea* G. Cunn. 1993
Galerella Earle 1909
Galeropsis Velen. 1930
= *Cyttarophyllum* (R. Heim) Singer 1936
= *Psammomyces* Lebedeva 1932
Gymnoglossum Massee 1891
Pholiotina Fayod 1889
Ptychella Roze & Boud. 1879
Rhodoarrhenia Singer 1964
Tubariella E. Horak & Hauskn. 2002
Tubariopsis R. Heim 1931
Tympanella E. Horak 1971
Wielandomyces Raithelh. 1988

Family Broomeiaceae Zeller 1948
Broomeia Berk. 1844

Family Biannulariaceae Jülich 1981
= Catathelasmataceae Wasser 1985
Anupama K.N.A. Raj, K.P.D. Latha & Manim. 2019
Callistosporium Singer 1944
Catathelasma Lovejoy 1910
= *Biannularia* Beck 1922

Guyanagarika Sánchez-García, T.W. Henkel & Aime 2016
Macrocybe Pegler & Lodge 1998
Pleurocollybia Singer 1947
Pseudolaccaria Vizzini, Contu & Z.W. Ge 2015

Family Chromocyphellaceae Knudsen 2010
Chromocyphella De Toni & Levi 1888
= *Cymbella* Pat. 1886
= *Phaeocarpus* Pat. 1887
= *Phaeocyphella* Pat. 1900
= *Phaeocyphella* Speg. 1909
Phaeosolenia Speg. 1902

Family Clavariaceae Chevall. 1826
Camarophyllopsis Herink 1958
= *Hygrotrama* Singer 1959
Clavaria Vaill. ex L. 1753
= *Clavaria* P. Micheli 1729
= *Holocoryne* (Fr.) Bonord. 1851
= *Stichoclavaria* Ulbr. 1928
Clavicorona Doty 1947
Clavulinopsis Overeem 1923
= *Donkella* Doty 1950
= *Ramaria* Holmsk. 1790
Hirticlavula J.H. Petersen & Læssøe 2014
Hodophilus R. Heim 1958
Hyphodontiella Å. Strid 1975
Lamelloclavaria Birkebak & Adamčík 2016
Ramariopsis (Donk) Corner 1950
Setigeroclavula R.H. Petersen 1988

Family Cortinariaceae R. Heim ex Pouzar 1983
Cortinarius (Pers.) Gray 1821
= *Bulbopodium* Earle 1909
= *Cereicium* Locq. 1979
= *Cuphocybe* R. Heim 1951
= *Cyanicium* Locq. 1979
= *Cystocybe* Velen. 1921
= *Dermocybe* (Fr.) Wünsche 1877
= *Gomphos* Kuntze 1891
= *Hydrocybe* (Fr. ex Rabenh.) Wünsche 1877
= *Hydrocybium* Earle 1909
= *Hydrotelamonia* Rob. Henry 1957
= *Hygramaricium* Locq. 1979
= *Hygromyxacium* Locq. 1979
= *Inoloma* (Fr.) Wünsche 1877
= *Locellina* Gillet 1876
= *Meliderma* Velen. 1920
= *Myxacium* (Fr.) P. Kumm. 1871
= *Myxopholis* Locq. 1979
= *Phlegmacium* (Fr.) Wünsche 1877
= *Raphanozon* P. Kumm. 1871
= *Rapacea* E. Horak 1999
= *Rozites* P. Karst. 1879
= *Sericeocybe* Rob. Henry 1993
= *Sphaerotrachys* Fayod 1889
= *Squamaphlegma* Locq. 1979
= *Telamonia* (Fr.) Wünsche 1877
= *Thaxterogaster* Singer 1951
= *Volvigerum* (E. Horak & M.M. Moser) R. Heim 1966
= *Weinzettlia* Velen. 1921
Protoglossum Massee 1891
= *Cortinomyces* Bougher & Castellano 1993
Pyrrhoglossum Singer 1944
Quadrispora Bougher & Castellano 1993
Stephanopus M.M. Moser & E. Horak 1975

Family Crassisporiaceae Vizzini, Consiglio & M. Marchetti 2019
Crassisporium Matheny, P.-A. Moreau & Vizzini 2014
Romagnesiella Contu, Matheny, P.-A. Moreau, Vizzini & A. de Haan 2014

Family Crepidotaceae (S. Imai) Singer 1951
Crepidotus (Fr.) Staude 1857
= *Calathinus* Quél. 1886
= *Cyphellathelia* Jülich 1972
= *Dochmiopus* Pat. 1887
= *Octojuga* Fayod 1889
= *Phaeoglabrotricha* W.B. Cooke 1961
= *Phaeomyces* E. Horak 2005
= *Phialocybe* P. Karst. 1879
= *Pleurotellus* Fayod 1889
= *Tremellastrum* Clem. 1909
= *Tremellopsis* Pat. 1903
Episphaeria Donk 1962
Nanstelocephala Oberw. & R.H. Petersen 1990
Pellidiscus Donk 1959
Pleuroflammula Singer 1946
Simocybe P. Karst. 1879
= *Ramicola* Velen. 1929

Family Cyphellaceae Lotsy 1907
Asterocyphella W.B. Cooke 1961
Campanophyllum Cifuentes & R.H. Petersen 2003
Catilla Pat. 1915
Cheimonophyllum Singer 1955
Chondrostereum Pouzar 1959
Cunninghammyces Stalpers 1985
Cyphella Fr. 1822
= *Dendrocyphella* Petch 1922
Gloeocorticium Hjortstam & Ryvarden 1986
Gloeostereum S. Ito & S. Imai 1933
Granulobasidium Jülich 1979
Hyphoradulum Pouzar 1987
Incrustocalyptella Agerer 1983

Phaeoporotheleum (W.B. Cooke) W.B. Cooke 1961
Seticyphella Agerer 1983
Sphaerobasidioscypha Agerer 1983
Thujacorticium Ginns 1988
Family Cystostereaceae Jülich 1982
Cericium Hjortstam 1995
Crustomyces Jülich 1978
Cystidiodontia Hjortstam 1983
Cystostereum Pouzar 1959
Parvobasidium Jülich 1975
Parvodontia Hjortstam & Ryvarden 2004
Rigidotubus J. Song, Y.C. Dai & B.K. Cui 2018
Family Entolomataceae Kotl. & Pouzar 1972
Clitocella Kluting, T.J. Baroni & Bergemann 2014
Clitopilopsis Maire 1937
Clitopilus (Fr. ex Rabenh.) P. Kumm. 1871
= *Hexajuga* Fayod 1889
= *Orcella* Battarra ex Clem. 1896
Entocybe T.J. Baroni, V. Hofst. & Largent 2011
Entoloma P. Kumm. 1871
= *Alboleptonia* Largent & R.G. Benedict 1970
= *Arenicola* Velen. 1947
= *Calliderma* (Romagn.) Largent 1994
= *Claudopus* Gillet 1876
= *Eccilia* (Fr.) P. Kumm. 1871
= *Fibropilus* (Noordel.) Largent 1994
= *Inocephalus* (Noordel.) P.D. Orton 1991
= *Inopilus* (Romagn.) Pegler 1983
= *Latzinaea* Kuntze 1891
= *Leptonia* (Fr.) P. Kumm. 1871
= *Leptoniella* Earle 1909
= *Nigropogon* Coker & Couch 1928
= *Nolanea* (Fr.) P. Kumm. 1871
= *Omphaliopsis* (Noordel.) P.D. Orton 1991
= *Paraeccilia* Largent 1994
= *Paraleptonia* (Romagn. ex Noordel.) P.D. Orton 1991
= *Pouzarella* Mazzer 1976
= *Pouzaromyces* Pilát 1953
= *Rhodocybella* T.J. Baroni & R.H. Petersen 1987
= *Rhodogaster* E. Horak 1964
= *Rhodophyllus* Quél. 1886
= *Richoniella* Costantin & L.M. Dufour 1900
= *Trichopilus* (Romagn.) P.D. Orton 1991
Rhodocybe Maire 1926
Rhodophana Kühner 1971
Family Hemigasteraceae Gäum. & C.W. Dodge 1928
Hemigaster Juel 1895
Family Hydnangiaceae Gäum. & C.W. Dodge 1928
Hydnangium Wallr. 1839
Laccaria Berk. & Broome 1883
= *Russuliopsis* J. Schröt. 1889
Maccagnia Mattir. 1922
Podohydnangium G.W. Beaton, Pegler & T.W.K. Young 1984
Family Hygrophoraceae Lotsy 1907
Acantholichen P.M. Jørg. 1998
Aeruginospora Höhn. 1908
Ampulloclitocybe Redhead, Lutzoni, Moncalvo & Vilgalys 2002
= *Clavicybe* Harmaja 2002
Aphroditeola Redhead & Manfr. Binder 2013
Arrhenia Fr. 1849
= *Boehmia* Raddi 1806
= *Corniola* Gray 1821
= *Dictyolus* Quél. 1886
= *Geotus* Pilát & Svrček 1953
= *Leptotus* P. Karst. 1879
Cantharellula Singer 1936
Cantharocybe H.E. Bigelow & A.H. Sm. 1973
Chromosera Redhead, Ammirati & Norvell 1995
Chrysomphalina Clémençon 1982
= *Chrysobostrychodes* G. Kost 1985
Cora Fr. 1825
= *Wainiocora* Tomas. 1950
Corella Vain. 1890
Cuphophyllus (Donk) Bon 1985
= *Dermolomopsis* Vizzini 2012
Cyphellostereum D.A. Reid 1965
Dictyonema C. Agardh ex Kunth 1822
= *Coraemyces* Cif. & Tomas. 1954
= *Dichonema* Blume & T. Nees 1826
= *Dictyonematomyces* Cif. & Tomas. 1954
= *Gyrolophium* Kunze ex Krombh. 1831
= *Laudatea* Johow 1884
= *Rhipidonematomyces* Cif. & Tomas. 1954
= *Rhizonema* Thwaites 1849
Eonema Redhead, Lücking & Lawrey 2009
Gliophorus Herink 1958
Haasiella Kotl. & Pouzar 1966
Humidicutis (Singer) Singer 1959
Hygroaster Singer 1955
Hygrocybe (Fr.) P. Kumm. 1871
= *Bertrandia* R. Heim 1936
= *Bertrandia* R. Heim 1966
= *Godfrinia* Maire 1902
= *Hydrophorus* Battarra ex Earle 1909
= *Pseudohygrocybe* (Bon) Kovalenko 1988
Hygrophorus Fr. 1836
= *Camarophyllus* (Fr.) P. Kumm. 1871
= *Limacium* (Fr. ex Rabenh.) P. Kumm. 1871
Lichenomphalia Redhead, Lutzoni, Moncalvo & Vilgalys 2002
= *Botrydiopsis* Trevis. 1845
= *Coriscium* Vain. 1890

= *Phalomia* Nieuwl. 1916
= *Phytoconis* Bory 1797
Neohygrocybe Herink 1958
Porpolomopsis Bresinsky 2008
Pseudoarmillariella Singer 1956
Semiomphalina Redhead 1984
Sinohygrocybe C.Q. Wang, Ming Zhang & T.H. Li 2018

Family Hymenogastraceae Vittad. 1831
Anamika K.A. Thomas, Peintner, M.M. Moser & Manim. 2002
Flammula (Fr.) P. Kumm. 1871
Galerina Earle 1909
= *Galerula* P. Karst. 1879
= *Pseudogalera* Velen. 1947
= *Phaeogalera* Kühner 1973
= *Pholidotopsis* Earle 1909
Gymnopilus P. Karst. 1879
Hebeloma (Fr.) P. Kumm. 1871
= *Hebelomatis* Earle 1909
= *Hebelomina* Maire 1935
= *Myxocybe* Fayod 1889
= *Picromyces* Battarra ex Earle 1909
Hymenogaster Vittad. 1831
= *Dendrogaster* Bucholtz 1901
= *Fechtneria* Velen. 1939
= *Hysterogaster* C.W. Dodge 1928
= *Radiogaster* Lloyd 1924
= *Rhizopogoniella* Soehner 1953
= *Roumeguerites* P. Karst. 1879
= *Sarcoloma* Locq. 1979
Naucoria (Fr.) P. Kumm. 1871
= *Alnicola* Kühner 1926
Phaeocollybia R. Heim 1931
= *Quercella* Velen. 1921
Psathyloma Soop, J.A. Cooper & Dima 2016
Psilocybe (Fr.) P. Kumm. 1871
= *Delitescor* Earle 1909
= *Naematoloma* P. Karst. 1879
= *Stropholoma* (Singer) Balletto 1989
= *Weraroa* Singer 1958

Family Inocybaceae Jülich 1982
Auritella Matheny & Bougher 2006
Inocybe (Fr.) Fr. 1863
= *Agmocybe* Earle 1909
= *Astrosporina* J. Schröt. 1889
= *Astrosporina* S. Imai 1938
= *Clypeus* (Britzelm.) Fayod 1889
= *Inocibium* Earle 1909
= *Inocybella* Zerova 1974
Tubariomyces Esteve-Rav. & Matheny 2010

Family Limnoperdaceae G.A. Escobar 1976
Limnoperdon G.A. Escobar 1976

Family Lycoperdaceae Chevall. 1826
Apioperdon (Kreisel & D. Krüger) Vizzini 2017
= *Lycoperdon* subgenus *Apioperdon* (Kreisel & D. Krüger) Jeppson & E. Larss. 2008
Bovista Pers. 1794
= *Globaria* Quél. 1873
= *Piesmycus* Raf. 1808
= *Pseudolycoperdon* Velen. 1947
= *Sackea* Rostk. 1844
Bryoperdon Vizzini 2017
Calbovista Morse ex M.T. Seidl 1995
= *Calbovista* Morse 1935
Calvatia Fr. 1849
= *Bovistaria* (Fr.) P. Karst. 1889
= *Eriosphaera* Reichardt 1866
= *Hypoblema* Lloyd 1902
= *Langermannia* Rostk. 1839
Gastropila Homrich & J.E. Wright 1973
= *Pila* Speg. 1923
Lycoperdon Pers. 1794
= *Bovistella* Morgan 1892
= *Calvatiella* C.H. Chow 1936
= *Capillaria* Velen. 1947
= *Cerophora* Raf. 1814
= *Handkea* Kreisel 1989
= *Priapus* Raf. 1808
= *Sufa* Adans. 1763
= *Utraria* Quél. 1873
= *Vascellum* F. Šmarda 1958
Morganella Zeller 1948

Family Lyophyllaceae Jülich 1982
Asterophora Ditmar 1809
= *Asterophora* Corda 1840
= *Asterophora* Fr. 1849
= *Asterotrichum* Bonord. 1851
Blastosporella T.J. Baroni & Franco-Mol. 2007
Calocybe Kühner ex Donk 1962
= *Calocybe* Kühner 1938
Calocybella Vizzini, Consiglio & Setti 2015
Clitolyophyllum Sesli, Vizzini & Contu 2016
Gerhardtia Bon 1994
Hypsizygus Singer 1947
Lyophyllopsis Sathe & J.T. Daniel 1981
Lyophyllum P. Karst. 1881
= *Caesposus* Nüesch 1937
Myochromella V. Hofst., Clémençon, Moncalvo & Redhead 2015
Ossicaulis Redhead & Ginns 1985
Rugosomyces Raithelh. 1979

Sagaranella V. Hofst., Clémençon, Moncalvo & Redhead 2014
Sphagnurus Redhead & V. Hofst. 2014
= *Bryophyllum* Vizzini 2014
Tephrocybe Donk 1962
Tephrocybella Picillo, Vizzini & Contu 2015
Termitomyces R. Heim 1942
= *Podabrella* Singer 1945
= *Rajapa* Singer 1945
= *Sinotermitomyces* M. Zang 1981
Tricholomella Zerova ex Kalamees 1992
= *Echinosporella* Contu 1992

Family Macrocystidiaceae Kühner 1980
Macrocystidia Joss. 1934
= *Galeromycena* Velen. 1947

Family Marasmiaceae Roze ex Kühner 1980
Amyloflagellula Singer 1966
Brunneocorticium Sheng H. Wu 2007
Campanella Henn. 1895
Chaetocalathus Singer 1943
Crinipellis Pat. 1889
Hymenogloea Pat. 1900
Marasmius Fr. 1836
= *Androsaceus* (Pers.) Pat. 1887
= *Chamaeceras* Rebent. ex Kuntze 1898
= *Discocyphella* Henn. 1900
= *Heliomyces* Lév. 1844
= *Hymenoconidium* Zukal 1888
= *Polymarasmius* Murrill 1915
= *Protomarasmius* Overeem 1927
= *Scorteus* Earle 1909
= *Tephrophana* Earle 1909
Moniliophthora H.C. Evans, Stalpers, Samson & Benny 1978
Neocampanella Nakasone, Hibbett & Goranova 2009
Tetrapyrgos E. Horak 1987
= *Pterospora* Métrod 1949

Family Mycenaceae Overeem 1926
Atheniella Redhead, Moncalvo, Vilgalys, Desjardin & B.A. Perry 2012
Cruentomycena R.H. Petersen, Kovalenko & O.V. Morozova 2008
Decapitatus Redhead & Seifert 2000
Favolaschia (Pat.) Pat. 1892
= *Hologloea* Pat. 1900
= *Mycomedusa* R. Heim 1945
= *Mycomedusa* R. Heim 1966
= *Poroauricula* McGinty 1917
= *Porolaschia* Pat. 1897
= *Porolaschia* Pat. 1898
Flabellimycena Redhead 1984
Heimiomyces Singer 1942
Hemimycena Singer 1938
= *Perona* Pers. 1825
Hydropus Kühner ex Singer 1948
Mycena (Pers.) Roussel 1806
= *Bactroboletus* Clem. 1909
= *Basidopus* Earle 1909
= *Collopus* Earle 1909
= *Corrugaria* Métrod 1949
= *Dictyoploca* Mont. ex Pat. 1890
= *Eomycenella* G.F. Atk. 1902
= *Filoboletus* Henn. 1900
= *Galactopus* Earle 1909
= *Hiatula* (Fr.) Mont. 1854
= *Insiticia* Earle 1909
= *Leiopoda* Velen. 1947
= *Leptomyces* Mont. 1856
= *Linopodium* Earle 1909
= *Mycenoporella* Overeem 1926
= *Mycenopsis* Velen. 1947
= *Phlebomycena* R. Heim 1945
= *Phlebomycena* R. Heim 1966
= *Poromycena* Overeem 1926
= *Prunulus* Gray 1821
= *Pseudomycena* Cejp 1929
= *Stereopodium* Earle 1909
= *Zephirea* Velen. 1947
Mycopan Redhead, Moncalvo & Vilgalys 2013
Panellus P. Karst. 1879
= *Dictyopanus* Pat. 1900
= *Scytinotus* P. Karst. 1879
= *Urospora* Fayod 1889
= *Urosporellina* E. Horak 1968
Resinomycena Redhead & Singer 1981
Roridomyces Rexer 1994
= *Roridella* E. Horak 2005
Sarcomyxa P. Karst. 1891
Tectella Earle 1909
Xeromphalina Kühner & Maire 1934
= *Phlebomarasmius* R. Heim 1967
= *Valentinia* Velen. 1939

Mythicomycetaceae Vizzini, Consiglio & M. Marchetti 2019
Mythicomyces Redhead & A.H. Sm. 1986
Stagnicola Redhead & A.H. Sm. 1986

Family Niaceae Jülich 1982
Digitatispora Doguet 1962
Flagelloscypha Donk 1951
Halocyphina Kohlm. & E. Kohlm. 1965
Lachnella Fr. 1836
Maireina W.B. Cooke 1961
Merismodes Earle 1909
= *Cyphellopsis* Donk 1931
= *Phaeocyphellopsis* W.B. Cooke 1961

= *Pseudodasyscypha* Velen. 1939
Nia R.T. Moore & Meyers 1961
Peyronelina P.J. Fisher, J. Webster & D.F. Kane 1976
Woldmaria W.B. Cooke 1961

Family Omphalotaceae Bresinsky 1985
Anthracophyllum Ces. 1879
Caripia Kuntze 1898
Connopus R.H. Petersen 2010
Gymnopanella Sand.-Leiva, J.V. McDonald & Thorn 2016
Gymnopus (Pers.) Gray 1821
= *Setulipes* Antonín 1987
Hymenoporus Tkalčec, Mešić & Chun Y. Deng 2015
Lentinula Earle 1909
Marasmiellus Murrill 1915
= *Collybiopsis* (J. Schröt.) Earle 1909
Mycetinis Earle 1909
Neonothopanus R.H. Petersen & Krisai 1999
Omphalotus Fayod 1889
= *Lampteromyces* Singer 1947
= *Monodelphus* Earle 1909
Rhodocollybia Singer 1939
Paragymnopus J.S. Oliveira 2019
Pusillomyces J.S. Oliveira 2019

Family Physalacriaceae Corner 1970
Anastrophella E. Horak & Desjardin 1994
Armillaria (Fr.) Staude 1857
= *Armillariella* (P. Karst.) P. Karst. 1881
= *Aphotistus* Humb. 1793
= *Polymyces* Battarra ex Earle 1909
= *Rhizomorpha* Roth 1791
Cibaomyces Zhu L. Yang, Y.J. Hao & J. Qin 2014
Cribbea A.H. Sm. & D.A. Reid 1962
Cryptomarasmius T.S. Jenkinson & Desjardin 2014
Cylindrobasidium Jülich 1974
Cyptotrama Singer 1960
= *Xerulina* Singer 1962
Dactylosporina (Clémençon) Dörfelt 1985
Desarmillaria (Herink) R. A. Koch & Aime 2017
Epicnaphus Singer 1960
Flammulina P. Karst. 1891
= *Collybidium* Earle 1909
= *Myxocollybia* Singer 1936
Gloiocephala Massee 1892
Guyanagaster T.W. Henkel, M.E. Sm. & Aime 2010
Hymenopellis R.H. Petersen 2010
Laccariopsis Vizzini 2013
Manuripia Singer 1960
Mucidula Pat. 1887
Mycaureola Maire & Chemin 1922
Naiadolina Redhead, Labbé & Ginns 2013
Oudemansiella Speg. 1881
= *Coprinopsis* Beeli 1929
= *Oudemansia* Speg. 1880
= *Phaeolimacium* Henn. 1899
Paraxerula R.H. Petersen 2010
Physalacria Peck 1882
= *Baumanniella* Henn. 1897
= *Eoagaricus* L. Krieg. 1923
= *Hormomitaria* Corner 1950
Ponticulomyces R.H. Petersen 2010
Protoxerula R.H. Petersen 2010
Rhizomarasmius R.H. Petersen 2000
Rhodotus Maire 1926
Strobilurus Singer 1962
Xerula Maire 1933

Family Pleurotaceae Kühner 1980
Agaricochaete Eichelb. 1906
Hohenbuehelia Schulzer 1866
= *Acanthocystis* (Fayod) Kühner 1926
= *Nematoctonus* Drechsler 1941
Lignomyces R.H. Petersen & Zmitr. 2015
Pleurotus (Fr.) P. Kumm. 1871
= *Antromycopsis* Pat. & Trab. 1897
= *Crepidopus* Nees ex Gray 1821
= *Lentodiopsis* Bubák 1895
= *Nothopanus* Singer 1944
= *Pterophyllus* Lév. 1844
= *Scleroma* Fr. 1838
= *Velolentinus* Overeem 1927
Resupinatus Nees ex Gray 1821
= *Asterotus* Singer 1943
= *Phyllotremella* Lloyd 1920
= *Phyllotus* P. Karst. 1879
= *Pleurotopsis* (Henn.) Earle 1909
= *Rhodocyphella* W.B. Cooke 1961
= *Scytinotopsis* Singer 1943
= *Stigmatolemma* Kalchbr. 1882
= *Urceolus* Velen. 1939

Family Pluteaceae Kotl. & Pouzar 1972
Pluteus Fr. 1836
= *Annularia* (Schulzer) Gillet 1876
= *Chamaeota* (W.G. Sm.) Earle 1909
= *Hyporrhodius* (Fr.) Staude 1857
= *Rhodosporus* J. Schröt. 1889
Volvariella Speg. 1898
= *Volva* Adans. 1763
= *Volvaria* (Fr.) P. Kumm. 1871
= *Volvariopsis* Murrill 1911
= *Volvarius* Roussel 1806

Volvopluteus Vizzini, Contu & Justo 2011
= *Pseudofarinaceus* Earle 1909
Family Porotheleaceae Murrill 1916
Phloeomana Redhead 2013
Porotheleum Fr. 1818
= *Stromatoscypha* Donk 1951
Family Psathyrellaceae Vilgalys, Moncalvo & Redhead 2001
Coprinellus P. Karst. 1879
= *Annularius* Roussel 1806
= *Ephemerocybe* Fayod 1889
= *Pseudocoprinus* Kühner 1928
Coprinopsis P. Karst. 1881
= *Pselliophora* P. Karst. 1879
Cystoagaricus Singer 1947
Gasteroagaricoides D.A. Reid 1986
Homophron (Britzelm.) Örstadius & E. Larss. 2015
Hormographiella Guarro & Gené 1992
Kauffmania Örstadius & E. Larss. 2015
Lacrymaria Pat. 1887
= *Cortiniopsis* J. Schröt. 1889
= *Glyptospora* Fayod 1889
Macrometrula Donk & Singer 1948
Parasola Redhead, Vilgalys & Hopple 2001
Psathyrella (Fr.) Quél. 1872
= *Astylospora* Fayod 1889
= *Drosophila* Quél. 1886
= *Gymnochilus* Clem. 1896
= *Hypholomopsis* Earle 1909
= *Pannucia* P. Karst. 1879
= *Pluteopsis* Fayod 1889
= *Psalliotina* Velen. 1939
= *Psathyra* (Fr.) P. Kumm. 1871
= *Psilocybe* Fayod 1889
Rhacophyllus Berk. & Broome 1871
Typhrasa Örstadius & E. Larss. 2015
Family Pseudoclitocybaceae Vizzini, Consiglio, P.-A. Moreau & P. Alvarado 2018
Bonomyces Vizzini 2014
Cleistocybe Ammirati, A.D. Parker & Matheny 2007
Clitopaxillus G. Moreno, Vizzini, Consiglio & P. Alvarado 2018
Harmajaea Dima, P. Alvarado & Kekki 2018
Musumecia Vizzini & Contu 2011
Pogonoloma (Singer) Sánchez-García 2014
Pseudoclitocybe (Singer) Singer 1956
Family Pterulaceae Corner 1970
Actiniceps Berk. & Broome 1876
= *Dimorphocystis* Corner 1950
= *Wiesnerina* Höhn. 1907
Allantula Corner 1952
Aphanobasidium Jülich 1979
Chaetotyphula Corner 1950
Coronicium J. Erikss. & Ryvarden 1975
Deflexula Corner 1950
Lepidomyces Jülich 1979
Merulicium J. Erikss. & Ryvarden 1976
Parapterulicium Corner 1952
Pterula Fr. 1825
= *Phaeopterula* (Henn.) Sacc. & D. Sacc. 1905
Pterulicium Corner 1950
Radulomyces M.P. Christ. 1960
= *Adustomyces* Jülich 1979
= *Cerocorticium* Henn. 1900
= *Chrysoderma* Boidin & Gilles 1991
= *Flavophlebia* (Parmasto) K.H. Larss. & Hjortstam 1977
Radulotubus Y.C. Dai, S.H. He & C.L. Zhao 2016
Family Schizophyllaceae Quél. 1888
Auriculariopsis Maire 1902
Porodisculus Murrill 1907
= *Enslinia* Fr. 1836
= *Porodiscus* Murrill 1903
Schizophyllum Fr. 1815
= *Apus* Gray 1821
= *Hyponevris* Earle 1909
= *Petrona* Adans. 1763
= *Phaeoschizophyllum* W.B. Cooke 1962
= *Rhipidium* Wallr. 1833
= *Scaphophoeum* Ehrenb. ex Wallr. 1833
= *Scaphophorum* Ehrenb. 1820
= *Schizonia* Pers. 1828
Family Stephanosporaceae Oberw. & E. Horak 1979
Athelidium Oberw. 1965
Cristinia Parmasto 1968
= *Dacryobasidium* Jülich 1982
Lindtneria Pilát 1938
Mayamontana Castellano, Trappe & Lodge 2007
Stephanospora Pat. 1914
Family Strophariaceae Singer & A.H. Sm. 1946
Agrocybe Fayod 1889
= *Bulla* Battarra ex Earle 1909
= *Bulla* Battarra 1755
= *Cyclopus* (Quél.) Barbier 1907
= *Togaria* W.G. Sm. 1908
Bogbodia Redhead 2013
Brauniella Rick ex Singer 1955
= *Braunia* Rick 1934
Deconica (W.G. Sm.) P. Karst. 1879
Hypholoma (Fr.) P. Kumm. 1871
Leratiomyces Bresinsky & Manfr. Binder ex Bridge, Spooner, Beever & D.C. Park 2008

= *Cytophyllopsis* R. Heim 1958
Melanotus Pat. 1900
Pholiota (Fr.) P. Kumm. 1871
= *Derminus* (Fr.) Staude 1857
= *Dryophila* Quél. 1886
= *Flammopsis* Fayod 1889
= *Gymnocybe* P. Karst. 1879
= *Hemipholiota* (Singer) Romagn. 1980
= *Hemipholiota* (Singer) Bon 1986
= *Hypodendrum* Paulet ex Earle 1909
= *Kuehneromyces* Singer & A.H. Sm. 1948
= *Nemecomyces* Pilát 1933
= *Nivatogastrium* Singer & A.H. Sm. 1959
= *Phaeonematoloma* (Singer) Bon 1994
= *Ryssospora* Fayod 1889
= *Visculus* Earle 1909
Protostropharia Redhead, Moncalvo & Vilgalys 2013
Pseudogymnopilus Raithelh. 1974
Stropharia (Fr.) Quél. 1872

Family Tricholomataceae R. Heim ex Pouzar 1983
Albomagister Sánchez-García, Birkebak & Matheny 2014
Corneriella Sánchez-García 2014
Dennisiomyces Singer 1955
Dermoloma J.E. Lange ex Herink 1958
= *Dermoloma* J.E. Lange ex Singer 1951
= *Dermoloma* J.E. Lange ex Singer 1955
Leucopaxillus Boursier 1925
Porpoloma Singer 1952
Pseudobaeospora Singer 1942
Pseudoporpoloma Vizzini & Consiglio 2016
Pseudotricholoma (Singer) Sánchez-García & Matheny 2014
Tricholoma (Fr.) Staude 1857
= *Cortinellus* Roze 1876
= *Glutinaster* Earle 1909
= *Gyrophila* Quél. 1886
= *Mastoleucomyces* Battarra ex Kuntze 1891
= *Megatricholoma* G. Kost. 1984
= *Monomyces* Battarra ex Earle 1909
= *Phlebophora* Lév. 1841
= *Sphaerocephalus* Battarra ex Earle 1909

Family Tubariaceae Vizzini 2008
Cyclocybe Velen. 1939
Flammulaster Earle 1909
Hemistropharia Jacobsson & E. Larss. 2007
Pachylepyrium Singer 1958
Phaeomarasmius Scherff. 1897
= *Epicorticium* Velen. 1926
= *Flocculina* P.D. Orton 1960
= *Marasmiopsis* Henn. 1898
Pleuromyces Dima, P.-A. Moreau & V. Papp 2018
Tubaria (W.G. Sm.) Gillet 1876

Family Typhulaceae Jülich 1982
Lutypha Khurana, K.S. Thind & Berthier 1977
Macrotyphula R.H. Petersen 1972
Tygervalleyomyces Crous 2017
Typhula (Pers.) Fr. 1818
= *Cnazonaria* Corda 1829
= *Dacryopsella* Höhn. 1915
= *Gliocoryne* Maire 1909
= *Phacorhiza* Pers. 1822
= *Pistillaria* Fr. 1821
= *Pistillina* Quél. 1881
= *Scleromitra* Corda 1829
= *Sphaerula* Pat. 1883

Agaricales genera *incertae sedis*
Acanthocorticium Baltazar, Gorjón & Rajchenb. 2015
Acinophora Raf. 1808
Aleurocystis Lloyd ex G. Cunn. 1956
Amparoina Singer 1958
Amylolepiota Harmaja 2002
Aphyllotus Singer 1973
Arthromyces T.J. Baroni & Lodge 2007
Arthrosporella Singer 1970
= *Nothoclavulina* Singer 1970
Asproinocybe R. Heim 1970
Aspropaxillus Kühner & Maire 1934
Atractosporocybe P. Alvarado, G. Moreno & Vizzini 2015
Austroclitocybe Raithelh. 1972
Austroomphaliaster Garrido 1988
Baeospora Singer 1938
Callistodermatium Singer 1981
Calyptella Quél. 1886
Caulorhiza Lennox 1979
Cellypha Donk 1959
Cephaloscypha Agerer 1975
Cercopemyces T.J. Baroni, Kropp & V.S. Evenson 2014
Clavomphalia E. Horak 1987
Clitocybe (Fr.) Staude 1857
= *Pseudolyophyllum* Raithelh. 1977
= *Rubeolarius* Raithelh. 1981
= *Singerella* Harmaja 1974
= *Trigonipes* Velen. 1939
Clitocybula (Singer) Singer ex Métrod 1952
Coccobotrys Boud. & Pat. 1900
Collybia (Fr.) Staude 1857
= *Microcollybia* Métrod 1952
= *Microcollybia* Lennox 1979
Conchomyces Overeem 1927
Crucibulum Tul. & C. Tul. 1844
Cyathus Haller 1768

= *Cyathia* P. Browne 1756
= *Cyathodes* P. Micheli ex Kuntze 1891
= *Peziza* L. 1753
Cymatella Pat. 1899
Cymatellopsis Parmasto 1985
Cynema Maas Geest. & E. Horak 1995
Cyphellocalathus Agerer 1981
Cystoderma Fayod 1889
Cystodermella Harmaja 2002
Deigloria Agerer 1980
Delicatula Fayod 1889
= *Retocybe* Velen. 1947
Dendrocollybia R.H. Petersen & Redhead 2001
= *Sclerostilbum* Povah 1932
= *Tilachlidiopsis* Keissl. 1924
Dendrothele Höhn. & Litsch. 1907
= *Aleurocorticium* P.A. Lemke 1964
Disporotrichum Stalpers 1984
Fayodia Kühner 1930
Fibulochlamys A.I. Romero & Cabral 1989
Fistulina Bull. 1791
= *Agarico-carnis* Paulet 1793
= *Buglossus* Wahlenb. 1820
= *Hypodrys* Pers. 1825
Fissolimbus E. Horak 1979
Floccularia Pouzar 1957
Gamundia Raithelh. 1979
= *Stachyomphalina* H.E. Bigelow 1979
Gerronema Singer 1951
Giacomia Vizzini & Contu 2012
Glabrocyphella W.B. Cooke 1961
Gloioxanthomyces Lodge, Vizzini, Ercole & Boertm. 2013
Gramincola Velen. 1947
Henningsomyces Kuntze 1898
= *Solenia* Pers. 1794
Hispidocalyptella E. Horak & Desjardin 1994
Hygrophorocybe Vizzini & Contu 2014
Infundibulicybe Harmaja 2003
Lactocollybia Singer 1939
= *Bertrandiella* R. Heim 1959
= *Bertrandiella* R. Heim 1966
Lecanocybe Desjardin & E. Horak 1999
Lepista (Fr.) W.G. Sm. 1870
= *Rhodopaxillus* Maire 1913
Lepistella T.J. Baroni & Ovrebo 2007
Leucocalocybe X.D. Yu & Y.J. Yao 2011
Leucocortinarius (J.E. Lange) Singer 1945
Leucocybe Vizzini, P. Alvarado, G. Moreno & Consiglio 2015
Leucoinocybe Singer ex Antonín, Borovička, Holec & Kolařík 2019
Leucopholiota (Romagn.) O.K. Mill., T.J. Volk & Bessette 1996
Lignomphalia Antonín, Borovička, Holec & Kolařík 2019
Lulesia Singer 1970
Lycogalopsis E. Fisch. 1886
= *Enteromyxa* Ces. 1879
Megacollybia Kotl. & Pouzar 1972
Melanoleuca Pat. 1897
= *Kinia* Consiglio, Contu, Setti & Vizzini 2008
= *Psammospora* Fayod 1893
Melanomphalia M.P. Christ. 1936
= *Horakomyces* Raithelh. 1983
Meottomyces Vizzini 2008
Mesophelliopsis Bat. & A.F. Vital 1957
Metraria (Cooke) Cooke & Massee 1891
Metulocyphella Agerer 1983
Mucronella Fr. 1874
= *Myxomycidium* Massee 1901
Mycenella (J.E. Lange) Singer 1938
Mycoalvimia Singer 1981
Mycocalia J.T. Palmer 1961
Mycospongia Velen. 1939
Myxomphalia Hora 1960
Neoclitocybe Singer 1962
Neopaxillus Singer 1948
Nidula V.S. White 1902
Nidularia Fr. 1817
= *Granularia* Roth 1791
Nochascypha Agerer 1983
Notholepista Vizzini & Contu 2012
Omphaliaster Lamoure 1971
Omphalina Quél. 1886
= *Phaeotellus* Kühner & Lamoure 1972
Palaeocephala Singer 1962
Panaeolina Maire 1933
Panaeolus (Fr.) Quél. 1872
= *Anellaria* P. Karst. 1879
= *Campanularius* Roussel 1806
= *Chalymmota* P. Karst. 1879
= *Copelandia* Bres. 1912
= *Coprinarius* (Fr.) P. Kumm. 1871
Paralepistopsis Vizzini 2012
Peglerochaete Sarwal & Locq. 1983
Pegleromyces Singer 1981
Phaeodepas D.A. Reid 1961
Phaeolepiota Maire ex Konrad & Maubl. 1928
Phaeomycena R. Heim ex Singer & Digilio 1952
Phaeopholiota Locq. & Sarwal 1983
Phlebonema R. Heim 1929
Phlebophyllum R. Heim 1969
Phyllotopsis E.-J. Gilbert & Donk ex Singer 1936
= *Tilotus* Kalchbr. 1881

= *Tomentifolium* Murrill 1903
Physocystidium Singer 1962
Pleurella E. Horak 1971
Pleurocybella Singer 1947
Plicatura Peck 1872
Polygaster Fr. 1823
Pseudoclitopilus Vizzini & Contu 2012
Pseudofistulina O. Fidalgo & M. Fidalgo 1963
Pseudohiatula (Singer) Singer 1938
Pseudohygrophorus Velen. 1939
Pseudolasiobolus Agerer 1983
Pseudoomphalina (Singer) Singer 1956
= *Neohygrophorus* Singer 1962
Pseudotyphula Corner 1953
Radulomycetopsis Dhingra, Priyanka & J. Kaur 2012
Rectipilus Agerer 1973
Rhizocybe Vizzini, G. Moreno, P. Alvarado & Consiglio 2015
Rimbachia Pat. 1891
= *Mniopetalum* Donk & Singer 1962
= *Pleuromycenula* Singer 1973
Ripartitella Singer 1947
Ripartites P. Karst. 1879
Secotium Kunze 1840
Singerocybe Harmaja 1988
Skepperiella Pilát 1927
Squamanita Imbach 1946
= *Coolia* Huijsman 1943
= *Dissoderma* (A.H. Sm. & Singer) Singer 1973
Stanglomyces Raithelh. 1986
Stemastrum Raf. 1808
Stromatocyphella W.B. Cooke 1961
Tephroderma Contu & Musumeci 2014
Trichocybe Vizzini 2010
Tricholomopsis Singer 1939
Tricholosporum Guzmán 1975
Trogia Fr. 1836
Ugola Adans. 1763
Vanromburghia Holterm. 1898
Verrucospora E. Horak 1967

Order Amylocorticiales K.H. Larss., Manfr. Binder & Hibbett 2010

Family Amylocorticiaceae Jülich 1982
Amyloathelia Hjortstam & Ryvarden 1979
Amylocorticiellum Spirin & Zmitr. 2002
Amylocorticium Pouzar 1959
Amyloxenasma (Oberw.) Hjortstam & Ryvarden 2005
Anomoloma Niemelä & K.H. Larss. 2007
Anomoporia Pouzar 1966
Ceraceomyces Jülich 1972
Irpicodon Pouzar 1966
Plicaturopsis D.A. Reid 1964
Podoserpula D.A. Reid 1963
Serpulomyces (Zmitr.) Zmitr. 2002

Order Atheliales Jülich 1981

Family Atheliaceae Jülich 1982
Amphinema P. Karst. 1892
= *Diplonema* P. Karst. 1889
Athelia Pers. 1822
= *Fibularhizoctonia* G.C. Adams & Kropp 1996
Athelicium K.H. Larss. & Hjortstam 1986
Athelocystis Hjortstam & Ryvarden 2010
Athelopsis Oberw. ex Parmasto 1968
Butlerelfia Weresub & Illman 1980
Byssocorticium Bondartsev & Singer 1944
= *Byssocorticium* Bondartsev & Singer 1941
= *Caerulicium* Jülich 1982
Elaphocephala Pouzar 1983
Hypochnella J. Schröt. 1888
Hypochniciellum Hjortstam & Ryvarden 1980
Leptosporomyces Jülich 1972
= *Fibulomyces* Jülich 1972
Lobulicium K.H. Larss. & Hjortstam 1982
Lyoathelia Hjortstam & Ryvarden 2004
Melzericium Hauerslev 1975
Mycostigma Jülich 1976
Piloderma Jülich 1969
Pteridomyces Jülich 1979
Taeniospora Marvanová 1977
Tretomyces K.H. Larss., Kotir. & Saaren. 2011
Tylospora Donk 1960
= *Tylosperma* Donk 1957

Order Auriculariales J. Schröt. 1887

Family Auriculariaceae Fr. 1838
Amphistereum Spirin & Malysheva 2017
Auricularia Bull. 1780
= *Auricula* Battarra 1755
= *Auricula* Battarra ex Kuntze 1891
= *Auriculariella* (Sacc.) Clem. 1909
= *Conchites* Paulet 1793
= *Oncomyces* Klotzsch 1843
= *Patila* Adans. 1763
= *Seismosarca* Cooke 1889
Eichleriella Bres. 1903
Elmerina Bres. 1912
Exidia Fr. 1822
= *Spicularia* Chevall. 1826
= *Tremellochaete* Raitv. 1964
= *Ulocolla* Bref. 1888
Exidiopsis (Bref.) Möller 1895
Fibulosebacea K. Wells & Raitv. 1987
Heterochaete Pat. 1892
Heteroradulum Lloyd ex Spirin & Malysheva 2017

Protodaedalea Imazeki 1955
Pseudostypella McNabb 1969
Sclerotrema Spirin & Malysheva 2017
Family Hyaloriaceae Lindau 1897
Helicomyxa R. Kirschner & Chee J. Chen 2004
Hyaloria Möller 1895
Myxarium Wallr. 1833
Auriculariales genera *incertae sedis*
Basidiodendron Rick 1938
Bourdotia (Bres.) Bres. & Torrend 1913
Ceratosebacina P. Roberts 1993
Dendrogloeon Spirin & Miettinen 2015
Ductifera Lloyd 1917
= *Gloeotromera* Ervin 1956
Endoperplexa P. Roberts 1993
Gelacantha V. Malysheva & Spirin 2019
Grammatus H.S. Yuan & C. Decock 2018
Guepinia Fr. 1825
Hauerslevia P. Roberts 1998
Heterorepetobasidium Chee J. Chen & Oberw. 2002
Heteroscypha Oberw. & Agerer 1979
Hyalodon V. Malysheva & Spirin 2018
Hydrophana V. Malysheva & Spirin 2019
Metabourdotia L.S. Olive 1957
Microsebacina P. Roberts 1993
Mycostilla Spirin & V. Malysheva 2018
Myxariellum Spirin & V. Malysheva 2019
Ofella Spirin & V. Malysheva 2019
Porpopycnis R. Kirschner 2012
Protoacia Spirin & V. Malysheva 2019
Protodontia Höhn. 1907
Protograndinia Rick 1933
Protohydnum Möller 1895
Protomerulius Möller 1895
= *Aporpium* Bondartsev & Singer 1941
= *Aporpium* Bondartsev & Singer 1944
Protoradulum Rick 1933
Pseudohydnum P. Karst. 1868
= *Hydnogloea* Curr., Berk. & Broome 1871
Renatobasidium Hauerslev 1993
Stypella Möller 1895
= *Gloeosebacina* Neuhoff 1924
= *Heterochaetella* (Bourdot) Bourdot & Galzin 1928
Stypellopsis Spirin & V. Malysheva 2018
Tremellacantha Jülich 1980
Order Boletales E.-J. Gilbert 1931
Family Boletaceae Chevall. 1826
Afroboletus Pegler & T.W.K. Young 1981
Afrocastellanoa M.E. Sm. & Orihara 2017
Alessioporus Gelardi, Vizzini & Simonini 2014
Aureoboletus Pouzar 1957
Australopilus Halling & N.A. Fechner 2012
Austroboletus (Corner) Wolfe 1980
Baorangia G. Wu & Zhu L. Yang 2015
Binderoboletus T.W. Henkel & M.E. Sm. 2016
Boletellus Murrill 1909
= *Boletogaster* Lohwag 1926
= *Strobilofungus* McGinty 1915
Boletochaete Singer 1944
Boletus L. 1753
= *Ceriomyces* Murrill 1909
= *Dictyopus* Quél. 1886
= *Tubiporus* P. Karst. 1881
= *Xerocomopsis* Reichert 1940
Borofutus Hosen & Zhu L. Yang 2012
Bothia Halling, T.J. Baroni & Manfr. Binder 2007
Buchwaldoboletus Pilát 1969
Butyriboletus Arora & J.L. Frank 2014
Caloboletus Vizzini 2014
Carolinigaster M.E. Sm. & S. Cruz 2018
Castellanea T.W. Henkel & M.E. Sm. 2015
Chalciporus Bataille 1908
Chamonixia Rolland 1899
Chiua Y.C. Li & Zhu L. Yang 2016
Corneroboletus N.K. Zeng & Zhu L. Yang 2012
Costatisporus T.W. Henkel & M.E. Sm. 2015
Crocinoboletus N.K. Zeng, Zhu L. Yang & G. Wu 2014
Cupreoboletus Simonini, Gelardi & Vizzini 2015
Cyanoboletus Gelardi, Vizzini & Simonini 2014
Durianella Desjardin, A.W. Wilson & Manfr. Binder 2008
Erythrophylloporus Ming Zhang & T.H. Li 2018
Fistulinella Henn. 1901
= *Gastrotylopilus* T.H. Li & Watling 1999
= *Ixechinus* R. Heim 1968
Gastroboletus Lohwag 1926
Gastroleccinum Thiers 1989
Guyanaporus T.W. Henkel & M.E. Sm. 2016
Gymnogaster J.W. Cribb 1956
Harrya Halling, Nuhn & Osmundson 2012
Heimioporus E. Horak 2004
Heliogaster Orihara & K. Iwase 2010
Hemileccinum Šutara 2008
Hortiboletus Simonini, Vizzini & Gelardi 2015
Hourangia Xue T. Zhu & Zhu L. Yang 2015

Hymenoboletus Y.C. Li & Zhu L. Yang 2016
Imleria Vizzini 2014
Imperator G. Koller, Assyov, Bellanger, Bertéa, Loizides, G. Marques, P.-A. Moreau, J.A. Muñoz, Oppicelli, Puddu & F. Richard 2015
Indoporus A. Parihar, K. Das, Hembrom & Vizzini 2018
Ionosporus O. Khmelnitsky 2019
Jimtrappea T.W. Henkel, M.E. Sm. & Aime 2015
Kombocles Castellano, T.W. Henkel & Dentinger 2016
Lanmaoa G. Wu & Zhu L. Yang 2015
Leccinellum Bresinsky & Manfr. Binder 2003
Leccinum Gray 1821
= *Krombholziella* Maire 1937
= *Trachypus* Bataille 1908
Mackintoshia Pacioni & Sharp 2000
Mucilopilus Wolfe 1979
Mycoamaranthus Castellano, Trappe & Malajczuk 1992
Neoboletus Gelardi, Simonini & Vizzini 2014
Nigroboletus Gelardi, Vizzini, E. Horak, T.H. Li & Ming Zhang 2015
Octaviania Vittad. 1831
= *Maccagnea* Zeller & C.W. Dodge 1928
Parvixerocomus G. Wu & Zhu L. Yang 2015
Paxillogaster E. Horak 1966
Phylloboletellus Singer 1952
Phyllobolites Singer 1942
Phylloporus Quél. 1888
Porphyrellus E.-J. Gilbert 1931
Pseudoaustroboletus Y.C. Li & Zhu L. Yang 2014
Pseudoboletus Šutara 1991
Pulchroboletus Gelardi, Vizzini & Simonini 2014
Pulveroboletus Murrill 1909
Retiboletus Manfr. Binder & Bresinsky 2002
Rheubarbariboletus Vizzini, Simonini & Gelardi 2015
Rhodactina Pegler & T.W.K. Young 1989
Rossbeevera T. Lebel, Orihara & N. Maek. 2012
Royoungia Castellano, Trappe & Malajczuk 1992
Rubroboletus Kuan Zhao & Zhu L. Yang 2014
Rugiboletus G. Wu & Zhu L. Yang 2015
Setogyroporus Heinem. & Rammeloo 1982
Singerocomus T.W. Henkel & M.E. Sm. 2016
Singeromyces M.M. Moser 1966
Solioccasus Trappe, Osmundson, Manfr. Binder, Castellano & Halling 2013
Spongiforma Desjardin, Manfr. Binder, Roekring & Flegel 2009
Spongispora G. Wu, S.M.L. Lee, E. Horak & Zhu L. Yang 2018
Strobilomyces Berk. 1851
= *Eriocorys* Quél. 1886
Suillellus Murrill 1909
Sutorius Halling, Nuhn & N.A. Fechner 2012
Tengioboletus G. Wu & Zhu L. Yang 2016
Tubosaeta E. Horak 1967
Turmalinea Orihara & N. Maek. 2015
Tylocinum Y.C. Li & Zhu L. Yang 2016
Tylopilus P. Karst. 1881
= *Leucogyroporus* Snell 1942
= *Phaeoporus* Bataille 1908
= *Rhodobolites* Beck 1923
= *Rhodoporus* Quél. ex Bataille 1908
Veloporphyrellus L.D. Gómez & Singer 1984
Wakefieldia Corner & Hawker 1953
Xanthoconium Singer 1944
Xerocomellus Šutara 2008
Xerocomus Quél. 1887
= *Versipellis* Quél. 1886
Zangia Y.C. Li & Zhu L. Yang 2011

Family Boletinellaceae P.M. Kirk, P.F. Cannon & J.C. David 2001
Boletinellus Murrill 1909
Phlebopus (R. Heim) Singer 1936
= *Phaeogyroporus* Singer 1944

Family Calostomataceae E. Fisch. 1900
Calostoma Desv. 1809
= *Gyropodium* E. Hitchc. 1825
= *Husseia* Berk. 1847
= *Mitremyces* Nees 1816

Family Coniophoraceae Ulbr. 1928
Chrysoconia McCabe & G.A. Escobar 1979
Coniophora DC. 1815
= *Coniophorella* P. Karst. 1889
Coniophoropsis Hjortstam & Ryvarden 1986
Gyrodontium Pat. 1900
= *Boninohydnum* S. Ito & S. Imai 1940
Sedecula Zeller 1941

Family Diplocystidiaceae Kreisel 1974
Astraeus Morgan 1889
= *Diploderma* Link 1816
Diplocystis Berk. & M.A. Curtis 1868
Endogonopsis R. Heim 1966
Tremellogaster E. Fisch. 1924

Family Gasterellaceae Zeller 1948
Gasterella Zeller & L.B. Walker 1935

Family Gomphidiaceae Maire ex Jülich 1982
Chroogomphus (Singer) O.K. Mill. 1964
= *Brauniellula* A.H. Sm. & Singer 1959
Cystogomphus Singer 1942
Gomphidius Fr. 1836
= *Leucogomphidius* Kotl. & Pouzar 1972
Gomphogaster O.K. Mill. 1973

Family Gyroporaceae (Singer) Manfr. Binder & Bresinsky 2002
Gyroporus Quél. 1886
= *Coelopus* Bataille 1908
= *Leucobolites* Beck 1923
= *Leucoconius* Beck 1923
Family Hygrophoropsidaceae Kühner 1980
Hygrophoropsis (J. Schröt.) Maire ex Martin-Sans 1929
Leucogyrophana Pouzar 1958
Family Paxillaceae Lotsy 1907
Alpova C.W. Dodge 1931
Austrogaster Singer 1962
Gyrodon Opat. 1836
= *Anastomaria* Raf. 1820
= *Campbellia* Cooke & Massee 1890
= *Gilbertina* R. Heim 1966
= *Pseudogyrodon* Heinem. & Rammeloo 1983
= *Rodwaya* Syd. & P. Syd. 1901
= *Uloporus* Quél. 1886
Hoehnelogaster Lohwag 1926
Hydnomerulius Jarosch & Besl 2001
Meiorganum R. Heim 1966
Melanogaster Corda 1831
= *Argylium* Wallr. 1833
= *Bulliardia* Jungh. 1830
Neoalpova Vizzini 2014
Paragyrodon (Singer) Singer 1942
Paxillus Fr. 1836
= *Paxillopsis* E.-J. Gilbert 1931
= *Rhymovis* Pers. ex Rabenh. 1844
= *Ruthea* Opat. 1836
Family Protogastraceae Zeller 1934
Protogaster Thaxt. 1934
Family Rhizopogonaceae Gäum. & C.W. Dodge 1928
Fevansia Trappe & Castellano 2000
Rhizopogon Fr. 1817
= *Anthracophlous* Mattir. ex Lloyd 1913
= *Hysteromyces* Vittad. 1844
= *Splanchnomyces* Corda 1831
= *Trappeindia* Castellano, S.L. Mill., L. Singh bis & T.N. Lakh. 2012
Rhopalogaster J.R. Johnst. 1902
Family Sclerodermataceae Corda 1842
Chlorogaster Læssøe & Jalink 2004
Favillea Fr. 1849
Horakiella Castellano & Trappe 1992
Pisolithus Alb. & Schwein. 1805
= *Durosaccum* Lloyd 1924
= *Endacinus* Raf. 1814
= *Lycoperdodes* Haller ex Kuntze 1891
= *Pisocarpium* Link 1808
= *Polypera* Pers. 1818
= *Polysaccum* F. Desp. & DC. 1807
Scleroderma Pers. 1801
= *Actigea* Raf. 1814
= *Actinodermium* Nees 1816
= *Caloderma* Petri 1900
= *Goupilia* Mérat 1834
= *Mycastrum* Raf. 1813
= *Neosaccardia* Mattir. 1921
= *Nepotatus* Lloyd 1925
= *Phlyctospora* Corda 1841
= *Pirogaster* Henn. 1901
= *Pompholyx* Corda 1834
= *Sclerangium* Lév. 1848
= *Stella* Massee 1889
= *Sterrebekia* Link 1816
= *Veligaster* Guzmán 1970
Family Serpulaceae Jarosch & Bresinsky 2001
Austropaxillus Bresinsky & Jarosch 1999
Gymnopaxillus E. Horak 1966
Serpula (Pers.) Gray 1821
= *Gyrophana* Pat. 1897
= *Plicaturella* Murrill 1910
= *Xylomyzon* Pers. 1825
= *Xylophagus* Link 1809
Family Suillaceae Besl & Bresinsky 1997
Psiloboletinus Singer 1945
Suillus Gray 1821
= *Boletinus* Kalchbr. 1867
= *Boletopsis* Henn. 1898
= *Cricunopus* P. Karst. 1881
= *Euryporus* Quél. 1886
= *Fuscoboletinus* Pomerl. & A.H. Sm. 1962
= *Gastrosuillus* Thiers 1989
= *Ixocomus* Quél. 1888
= *Mariaella* Šutara 1987
= *Peplopus* (Quél.) Quél. ex Moug. & Ferry 1887
= *Pinuzza* Gray 1821
= *Rostkovites* P. Karst. 1881
= *Solenia* Hill ex Kuntze 1898
= *Viscipellis* (Fr.) Quél. 1886
Truncocolumella Zeller 1939
= *Dodgea* Malençon 1939
Family Tapinellaceae C. Hahn 1999
Bondarcevomyces Parmasto 1999
Pseudomerulius Jülich 1979
Tapinella E.-J. Gilbert 1931
= *Sarcopaxillus* Zmitr., Malysheva & E.F. Malysheva 2004
= *Tapinia* (Fr.) P. Karst. 1879

Boletales genera *incertae sedis*
Corditubera Henn. 1897
Corneromyces Ginns 1976
Marthanella States & Fogel 1999
Phaeoradulum Pat. 1900
Order Cantharellales Gäum. 1926
= **Botryobasidiales** Jülich 1981
= **Sistotrematales** Jülich 1981
Family Aphelariaceae Corner 1970
Aphelaria Corner 1950
Phaeoaphelaria Corner 1953
Tumidapexus D.A. Crawford 1954
Family Botryobasidiaceae Jülich 1982
Acladium Link 1809
Allescheriella Henn. 1897
Alysidium Kunze 1817
Botryobasidium Donk 1931
= *Haplotrichum* Link 1824
Suillosporium Pouzar 1958
Family Ceratobasidiaceae G.W. Martin 1948
= Family Cejpomycetaceae Jülich 1981
Ceratobasidium D.P. Rogers 1935
= *Uthatobasidium* Donk 1956
= *Koleroga* Donk 1958
Ceratoporia Ryvarden & de Meijer 2002
Ceratorhiza R.T. Moore 1987
Rhizoctonia DC. 1805
Scotomyces Jülich 1978
Thanatephorus Donk 1956
Family Hydnaceae Chevall. 1826
= Family Clavulinaceae Donk 1970
= Family Cantharellaceae J. Schröt. 1888
= Family Sistotremataceae Jülich 1982
= Family Pterygellaceae Jülich 1982
= Family Heteroacanthellaceae P. Roberts 1998
= Family Repetobasidiaceae Jülich 1982
Burgoa Goid. 1937
Burgella Diederich & Lawrey 2007
Burgellopsis Diederich & Lawrey 2014
Cantharellus Adans.ex Fr. 1821
= *Afrocantharellus* (Eyssart. & Buyck) Tibuhwa 2012
= *Goossensia* Heinem. 1958
Clavulina J. Schröt. 1888
Corallofungus Kobayasi 1983
Craterellus Pers. 1825
= *Pseudocraterellus* Corner 1958
= *Pterygellus* Corner 1966
Gloeomucro R.H. Petersen 1980
Hydnum L. 1753
= *Malacodon* Bataille 1923
Ingoldiella D.E. Shaw 1972
Membranomyces Jülich 1975
Multiclavula R.H. Petersen 1967
Neoburgoa Diederich, E. Zimm. & Lawrey 2016
Parastereopsis Corner 1976
Osteomorpha G. Arnaud ex Watling & W.B. Kendr. 1979
Paullicorticium J. Erikss. 1958
Repetobasidiellum J. Erikss. & Hjortstam 1981
Repetobasidium J. Erikss. 1958
Rogersiomyces J.L. Crane & Schokn. 1978
= *Hyphobasidiofera* K. Matsush. & Matsush. 1996
Sistotrema Fr. 1821
= *Galziniella* Parmasto 1968
= *Heptasporium* Bref. 1908
= *Hydnotrema* Link 1833
Sistotremella Hjortstam 1984
Family Oliveoniaceae P. Roberts 1998
Oliveonia Donk 1958
Family Tulasnellaceae Juel 1897
Pseudotulasnella Lowy 1964
Tulasnella J. Schröt. 1888
= *Epulorhiza* R.T. Moore 1987
Cantharellales genera *incertae sedis*
Boidinella Nakasone 2011
Bulbilla Diederich, Flakus & Etayo 2014
= *Adamflakia* Diederich & Lawrey 2016
Clavulicium Boidin 1957
Minimedusa Weresub & P.M. LeClair 1971
= *Pneumatospora* B. Sutton, Kuthub. & Muid 1984
= *Tricellulortus* Matsush. 1995
Odontiochaete Rick 1940
Radulochaete Rick 1940
Schildia Franchi & M. Marchetti 2015
Stilbotulasnella Oberw. & Bandoni 1982
Order Corticiales K.H. Larss. 2007
Family Corticiaceae Herter 1910
Capillosclerotium Prameela & Deeba 2013
Corticirama Pilát 1957
Corticium Pers. 1794
= *Lyomyces* P. Karst. 1882
= *Mycinema* C. Agardh 1824
Erythricium J. Erikss. & Hjortstam 1970
= *Marchandiobasidium* Diederich & Schultheis 2003
Galzinia Bourdot 1922
Giulia Tassi 1904

Laetisaria Burds. 1979
= *Limonomyces* Stalpers & Loer. 1982
Lawreymyces Lücking & Moncada 2017
Marchandiomyces Diederich & D. Hawksw. 1990
= *Marchandiopsis* Ghobad-Nejhad & Hallenb. 2010
Necator Massee 1898
Tretopileus B.O. Dodge 1946
Waitea Warcup & P.H.B. Talbot 1962
Family Dendrominiaceae Ghobad-Nejhad 2015
Dendrominia Ghobad-Nejhad & Duhem 2013
Family Punctulariaceae Donk 1964
Dendrocorticium M.J. Larsen & Gilb. 1974
Punctularia Pat. 1895
= *Phaeophlebia* W.B. Cooke 1956
Punctulariopsis Ghobad-Nejhad 2010
Family Vuilleminiaceae Maire ex Lotsy 1902
Australovuilleminia Ghobad-Nejhad & Hallenb. 2010
Cytidia Quél. 1888
= *Lomatina* (Fr.) P. Karst. 1892
Vuilleminia Maire 1902
Corticiales genera *incertae sedis*
Ambivina Katz 1974
Amylobasidium Ginns 1988
Leptocorticium Hjortstam & Ryvarden 2002
Melzerodontia Hjortstam & Ryvarden 1980
Nothocorticium Gresl. & Rajchenb. 1999
Papyrodiscus D.A. Reid 1979
Ripexicium Hjortstam 1995
Order Geastrales K. Hosaka & Castellano 2007
Family Geastraceae Corda 1842
Geasteroides Long 1917
= *Terrostella* Long 1945
Geastrum Pers. 1794
= *Astrocitum* Raf. 1806
= *Astrycum* Raf. 1809
= *Coilomyces* Berk. & M.A. Curtis 1854
= *Geasteropsis* Hollós 1903
= *Plecostoma* Desv. 1809
= *Radiigera* Zeller 1944
= *Trichaster* Czern. 1845
Myriostoma Desv. 1809
= *Bovistoides* Lloyd 1919
= *Polystoma* Gray 1821
Nidulariopsis Greis 1935
Phialastrum Sunhede 1989
Schenella T. Macbr. 1911
= *Pyrenogaster* Malençon & Riousset 1977
Sphaerobolus Tode 1790
= *Carpobolus* P. Micheli 1729
= *Carpobolus* P. Micheli ex Willd. 1787
= *Carpobolus* P. Micheli ex Paulet 1808
= *Siropeltis* Arx & R. Garnier 1960
Family Sclerogastraceae Locq. ex P.M. Kirk 2008
Sclerogaster R. Hesse 1891
Geastrales genera *incertae sedis*
Boninogaster Kobayasi 1937
Order Gloeophyllales Thorn 2007
Family Gloeophyllaceae Jülich 1982
Boreostereum Parmasto 1968
Campylomyces Nakasone 2004
Chaetodermella Rauschert 1988
= *Chaetoderma* Parmasto 1968
Gloeophyllum P. Karst. 1882
= *Anisomyces* Theiss. & Syd. 1914
= *Ceratophora* Humb. 1793
= *Phaeocoriolellus* Kotl. & Pouzar 1957
= *Reisneria* Velen. 1922
= *Serda* Adans. 1763
= *Sesia* Adans. 1763
Griseoporia Ginns 1984
Heliocybe Redhead & Ginns 1985
Hispidaedalea Y.C. Dai & S.H. He 2014
Mycothele Jülich 1976
Neolentinus Redhead & Ginns 1985
Osmoporus Singer 1944
Stiptophyllum Ryvarden 1973
Veluticeps Cooke 1879
= *Chaetocarpus* P. Karst. 1889
= *Columnocystis* Pouzar 1959
Gloeophyllales genera *incertae sedis*
Pileodon P. Roberts & Hjortstam 1998
Order Gomphales Jülich 1981
Family Clavariadelphaceae Corner 1970
Beenakia D.A. Reid 1956
= *Psathyrodon* Maas Geest. 1977
Clavariadelphus Donk 1933
Family Gomphaceae Donk 1961
Araeocoryne Corner 1950
Ceratellopsis Konrad & Maubl. 1937
= *Ceratella* Pat. 1887
Delentaria Corner 1970
Destuntzia Fogel & Trappe 1985
Gautieria Vittad. 1831
= *Ciliciocarpus* Corda 1831
= *Uslaria* Nieuwl. 1916
Gloeocantharellus Singer 1945
= *Alectorolophoides* Battarra ex Earle 1909
= *Linderomyces* Singer 1947
Gomphus Pers. 1797
= *Gomphora* Fr. 1825
Phaeoclavulina Brinkmann 1897
= *Chloroneuron* Murrill 1911
Protogautieria A.H. Sm. 1965
Pseudogomphus R. Heim 1970

Ramaria Fr. ex Bonord. 1851
= *Capitoclavaria* Lloyd 1922
= *Cladaria* Ritgen 1828
= *Clavariella* P. Karst. 1881
= *Corallium* G. Hahn 1883
= *Coralloidea* Roussel 1806
= *Coralloides* Tourn. ex Battarra 1755
= *Dendrocladium* (Pat.) Lloyd 1919
Ramaricium J. Erikss. 1954
Terenodon Maas Geest. 1971
Turbinellus Earle 1909

Family Lentariaceae Jülich 1982
Hydnocristella R.H. Petersen 1971
Kavinia Pilát 1938
Lentaria Corner 1950

Order Hymenochaetales Oberw. 1977

Family Hymenochaetaceae Donk 1948
Arambarria Rajchenb. & Pildain 2015
Asterodon Pat. 1894
= *Aciella* (P. Karst.) P. Karst. 1899
= *Hydnochaetella* Sacc. 1898
Aurificaria D.A. Reid 1963
Botryodontia (Hjortstam & Ryvarden) Hjortstam 1987
Clavariachaete Corner 1950
= *Clavariachaeta* Lloyd 1922
Coltricia Gray 1821
= *Coltriciopsis* Teixeira 1991
= *Cycloporus* Murrill 1904
= *Pelloporus* Quél. 1886
= *Polystictus* Fr. 1851
= *Strilia* Gray 1821
= *Volvopolyporus* McGinty 1909
= *Xanthochrous* Pat. 1897
Coltriciella Murrill 1904
Coniferiporia L.W. Zhou & Y.C. Dai 2016
Cylindrosporus L.W. Zhou 2015
Deviodontia (Parmasto) Hjortstam & Ryvarden 2009
Dichochaete Parmasto 2001
Erythromyces Hjortstam & Ryvarden 1990
Fomitiporella Murrill 1907
Fomitiporia Murrill 1907
Fulvifomes Murrill 1914
Fuscoporia Murrill 1907
Hastodontia (Parmasto) Hjortstam & Ryvarden 2009
Hydnochaete Bres. 1896
Hymenochaete Lév. 1846
= *Cerrenella* Murrill 1905
= *Cyclomycetella* Murrill 1904
= *Cycloporellus* Murrill 1907
= *Hymenochaetella* P. Karst. 1889
= *Leptochaete* Lév. 1846
= *Stipitochaete* Ryvarden 1985
Hymenochaetopsis S.H. He & Jiao Yang 2016
= *Hydnoporia* Murrill 1907
= *Pseudochaete* T. Wagner & M. Fisch. 2002
Inocutis Fiasson & Niemelä 1984
Inonotopsis Parmasto 1973
Inonotus P. Karst. 1879
= *Flaviporellus* Murrill 1905
= *Phaeoporus* J. Schröt. 1888
= *Polystictoides* Lázaro Ibiza 1916
Mensularia Lázaro Ibiza 1916
Neomensularia F. Wu, L.W. Zhou & Y.C. Dai 2016
Nothophellinus Rajchenb. 2015
Onnia P. Karst. 1889
= *Mucronoporus* Ellis & Everh. 1889
Phellinidium (Kotl.) Fiasson & Niemelä 1984
Phellinopsis Y.C. Dai 2010
Phellinotus Drechsler-Santos, Robledo & Rajchenb. 2016
Phellinus Quél. 1886
= *Boletus* Dill. 1719
= *Boletus* Dill. ex Gray 1821
= *Boudiera* Lázaro Ibiza 1916
= *Fuscoporella* Murrill 1907
= *Ochroporus* J. Schröt. 1888
= *Ochrosporellus* (Bondartseva & S. Herrera) Bondartseva & S. Herrera 1992
= *Pseudofomes* Lázaro Ibiza 1916
= *Pyropolyporus* Murrill 1903
= *Scalaria* Lázaro Ibiza 1916
= *Scindalma* Hill ex Kuntze 1898
Phellopilus Niemelä, T. Wagner & M. Fisch. 2001
Phylloporia Murrill 1904
= *Cryptoderma* Imazeki 1943
= *Daedaloides* Lázaro Ibiza 1916
= *Phaeolopsis* Murrill 1905
Porodaedalea Murrill 1905
Pseudoinonotus T. Wagner & M. Fisch. 2001
Pyrrhoderma Imazeki 1966
Sanghuangporus Sheng H. Wu, L.W. Zhou & Y.C. Dai 2015
Tropicoporus L.W. Zhou, Y.C. Dai & Sheng H. Wu 2015
Tubulicrinis Donk 1956
Xanthoporia Murrill 1916

Family Neoantrodiellaceae Y.C. Dai, B.K. Cui, Jia J. Chen & H.S. Yuan 2015

Neoantrodiella Y.C. Dai, B.K. Cui, Jia J. Chen & H.S. Yuan 2015

Family Nigrofomitaceae Jülich 1982

Nigrofomes Murrill 1904

= *Melanoporella* Murrill 1907

= *Melanoporia* Murrill 1907

Family Oxyporaceae Zmitr. & V. Malysheva 2014

Oxyporus (Bourdot & Galzin) Donk 1933

Family Rickenellaceae Vizzini 2010

Alloclavaria Dentinger & D.J. McLaughlin 2007

Atheloderma Parmasto 1968

Contumyces Redhead, Moncalvo, Vilgalys & Lutzoni 2002

= *Jacobia* Contu 1998

Cotylidia P. Karst. 1881

= *Bresadolina* Brinkmann 1909

= *Craterella* Pers. 1794

= *Stereophyllum* P. Karst. 1889

Globulicium Hjortstam 1973

Peniophorella P. Karst. 1889

Resinicium Parmasto 1968

Rickenella Raithelh. 1973

Family Schizoporaceae Jülich 1982

Alutaceodontia (Parmasto) Hjortstam & Ryvarden 2002

Basidioradulum Nobles 1967

Echinoporia Ryvarden 1980

= *Echinodia* Pat. 1918

Fibrodontia Parmasto 1968

Hyphodontia J. Erikss. 1958

= *Chaetoporellus* Bondartsev & Singer 1941

Lagarobasidium Jülich 1974

Leucophellinus Bondartsev & Singer 1944

= *Oxyflavus* Ryvarden 1973

Odontiopsis Hjortstam & Ryvarden 1980

Paratrichaptum Corner 1987

Poriodontia Parmasto 1982

Rogersella Liberta & A.J. Navas 1978

Schizopora Velen. 1922

Xylodon (Pers.) Gray 1821

= *Palifer* Stalpers & P.K. Buchanan 1991

Hymenochaetales genera *incertae sedis*

Caeruleomyces Stalpers 2000

Cantharellopsis Kuyper 1986

Cyanotrama Ghobad-Nejhad & Y.C. Dai 2010

Fibricium J. Erikss. 1958

Ginnsia Sheng H. Wu & Hallenb. 2010

Gyroflexus Raithelh. 1981

= *Sphagnomphalia* Redhead, Moncalvo, Vilgalys & Lutzoni 2002

Kurtia Karasiński 2014

Lawrynomyces Karasiński 2013

Muscinupta Redhead, Lücking & Lawrey 2009

Physodontia Ryvarden & H. Solheim 1977

Sidera Miettinen & K.H. Larss. 2011

Skvortzovia Bononi & Hjortstam 1987

Subulicium Hjortstam & Ryvarden 1979

Trichaptum Murrill 1904

= *Hirschioporus* Donk 1933

Tsugacorticium Nakasone & Burds. 2011

Order Hysterangiales K. Hosaka & Castellano 2007

Family Gallaceaceae Locq. ex P.M. Kirk 2008

Austrogautieria E.L. Stewart & Trappe 1985

Gallacea Lloyd 1905

Hallingea Castellano 1996

Family Hysterangiaceae E. Fisch. 1899

Aroramyces Castellano & Verbeken 2000

Circulocolumella S. Ito & S. Imai 1957

= *Stalactocolumella* S. Imai 1950

Clathrogaster Petri 1900

Hysterangium Vittad. 1831

Family Mesophelliaceae Jülich 1982

Andebbia Trappe, Castellano & Amar. 1996

Castoreum Cooke & Massee 1887

Chondrogaster Maire 1926

Gummiglobus Trappe, Castellano & Amar. 1996

Gummivena Trappe & Bougher 2002

Malajczukia Trappe & Castellano 1992

Mesophellia Berk. 1857

= *Potoromyces* Müll. bis ex Hollós 1902

Nothocastoreum G.W. Beaton 1984

Family Phallogastraceae Locq. 1974

Phallogaster Morgan 1893

Protubera Möller 1895

= *Protophallus* Murrill 1910

Family Trappeaceae P.M. Kirk 2008

Phallobata G. Cunn. 1926

Restingomyces Sulzbacher, Grebenc & Baseia 2016

Trappea Castellano 1990

Order Jaapiales Manfr. Binder, K.H. Larss. & Hibbett 2010

Family Jaapiaceae Manfr. Binder, K.H. Larss. & Hibbett 2010

Jaapia Bres. 1911

= *Coniobotrys* Pouzar 1958

Order Lepidostromatales B.P. Hodk. & Lücking 2014

Family Lepidostromataceae Ertz, Eb. Fisch., Killmann, Sérus. & Lawrey 2008

Ertzia B.P. Hodk. & Lücking 2014

Lepidostroma Mägd. & S. Winkl. 1967

Sulzbacheromyces B.P. Hodk. & Lücking 2014

Order Phallales E. Fisch. 1898

Family Claustulaceae G. Cunn. 1931

Claustula K.M. Curtis 1926

Gelopellis Zeller 1939

Kjeldsenia W. Colgan, Castellano & Bougher 1995
Phlebogaster Fogel 1980
Pseudogelopellis K. Tao & B. Liu 1996
Family Gastrosporiaceae Pilát 1934
Gastrosporium Mattir. 1903
Family Phallaceae Corda 1842
Abrachium Baseia & T.S. Cabral 2012
Aporophallus Möller 1895
Aseroë Labill. 1800
Blumenavia Möller 1895
Calvarula Zeller 1939
Clathrus P. Micheli ex L. 1753
= *Anthurus* Kalchbr. & MacOwan 1880
= *Aserophallus* Mont. & Lepr. 1845
= *Clathrella* E. Fisch. 1898
= *Cletria* P. Browne 1756
= *Colonnaria* Raf. 1808
= *Dycticia* Raf. 1808
= *Linderiella* G. Cunn. 1942
Colus Cavalier & Séchier 1835
Echinophallus Henn. 1898
Endoclathrus B. Liu, Yin H. Liu & Z.J. Gu 2000
Endophallus M. Zang & R.H. Petersen 1989
Ileodictyon Tul. & C. Tul. 1844
Itajahya Möller 1895
= *Alboffiella* Speg. 1898
Kobayasia S. Imai & A. Kawam. 1958
Laternea Turpin 1822
Ligiella J.A. Sáenz 1980
Lysurus Fr. 1823
= *Calathiscus* Mont. 1841
= *Desmaturus* (Schltdl.) Kalchbr. 1880
= *Dictyobole* G.F. Atk. & Long 1902
= *Kalchbrennera* Berk. 1876
= *Kupsura* Lloyd 1924
= *Mycopharus* Petch 1926
= *Pharus* Petch 1919
= *Schizmaturus* (Corda) Kalchbr. 1880
= *Simblum* Klotzsch ex Hook. 1831
= *Sinolloydia* C.H. Chow 1936
Mutinus Fr. 1849
= *Aedycia* Raf. 1808
= *Caromyxa* Mont. 1856
= *Corynites* Berk. & M.A. Curtis 1853
= *Cynophallus* (Fr.) Corda 1842
= *Floccomutinus* Henn. 1895
= *Foetidaria* A. St.-Hil. 1835
= *Jansia* Penz. 1899
Neolysurus O.K. Mill., Ovrebo & Burk 1991
Phallus Junius ex L. 1753
= *Clautriavia* (Pat.) Lloyd 1909
= *Cryptophallus* Peck 1897
= *Dictyopeplos* Kuhl & Hasselt 1824
= *Dictyophallus* Corda 1842
= *Dictyophora* Desv. 1809
= *Hymenophallus* Nees 1816
= *Jaczewskia* Mattir. 1912
= *Kirchbaumia* Schulzer 1866
= *Morellus* Eaton 1818
= *Omphalophallus* Kalchbr. 1883
= *Phalloidastrum* Battarra 1755
= *Retigerus* Raddi 1829
= *Satyrus* Bosc 1811
= *Sophronia* Pers. 1827
Protuberella S. Imai & A. Kawam. 1958
Pseudoclathrus B. Liu & Y.S. Bau 1980
Pseudocolus Lloyd 1907
Staheliomyces E. Fisch. 1921
Staurophallus Mont. 1845
Stephanophallus MacOwan 1880
Xylophallus (Schltdl.) E. Fisch. 1933
Phallales genera *incertae sedis*
Saprogaster Fogel & States 2001
Vandasia Velen. 1922
Order Polyporales Gäum. 1926
Family Cerrenaceae Miettinen, Justo & Hibbett 2017
Cerrena Gray 1821
= *Phyllodontia* P. Karst. 1883
Irpiciporus Murrill 1905
Pseudolagarobasidium J.C. Jang & T.Chen 1985
Radulodon Ryvarden 1972
Family Dacryobolaceae Jülich 1981
Amylocystis Bondartsev & Singer ex Singer 1944
Dacryobolus Fr. 1849
= *Gloeocystidium* P. Karst. 1889
Jahnoporus Nuss 1980
Oligoporus Bref. 1888
= *Strangulidium* Pouzar 1967
Osteina Donk 1966
Postia Fr. 1874
= *Hemidiscia* Lázaro Ibiza 1916
= *Ptychogaster* Corda 1838
Spongiporus Murrill 1905
Family Fomitopsidaceae Jülich 1982
= Daedaleaceae Jülich 1981
= Piptoporaceae Jülich 1981
Adustoporia Audet 2017
Anthoporia Karasiński & Niemelä 2016
Antrodia P. Karst. 1879
= *Cartilosoma* Kotl. & Pouzar 1958
= *Coriolellus* Murrill 1905

Antrodiopsis Audet 2017
Brunneoporus Audet 2017
Buglossoporus Kotl. & Pouzar 1966
Daedalea Pers. 1801
= *Agarico-suber* Paulet 1793
= *Striglia* Adans. 1763
Dentiporus Audet 2017
Flavidoporia Audet 2017
Fomitopsis P. Karst. 1881
= *Pilatoporus* Kotl. & Pouzar 1990
= *Placoderma* (Ricken) Ulbr. 1928
= *Ungularia* Lázaro Ibiza 1916
Fragifomes B.K. Cui, M.L. Han & Y.C. Dai 2016
Laricifomes Kotl. & Pouzar 1957
= *Agaricon* Tourn. ex Adans. 1763
= *Agarico-pulpa* Paulet 1793
= *Agaricum* P. Micheli ex Haller 1768
= *Agaricum* Paulet 1812
Lentoporia Audet 2017
Neoantrodia Audet 2017
Neolentiporus Rajchenb. 1995
Niveoporofomes B.K. Cui, M.L. Han & Y.C. Dai 2016
Ranadivia Zmitr. 2018
Resinoporia Audet 2017
Rhizoporia Audet 2017
Rhodofomes Kotl. & Pouzar 1990
Rhodofomitopsis B.K. Cui, M.L. Han & Y.C. Dai 2016
Rubellofomes B.K. Cui, M.L. Han & Y.C. Dai 2016
Subantrodia Audet 2017
Ungulidaedalea B.K. Cui, M.L. Han & Y.C. Dai 2016
Wolfiporia Ryvarden & Gilb. 1984
= *Pachyma* Fr. 1822

Family Fragiliporiaceae Y.C. Dai, B.K. Cui & C.L. Zhao 2015
Fragiliporia Y.C. Dai, B.K. Cui & C.L. Zhao 2015

Family Gelatoporiaceae Miettinen, Justo & Hibbett 2017
Cinereomyces Jülich 1982
Gelatoporia Niemelä 1985
Obba Miettinen & Rajchenb. 2012
Sebipora Miettinen 2012

Family Grifolaceae Jülich 1982
Aegis Gómez-Montoya, Rajchenb. & Robledo 2017
Grifola Gray 1821
= *Cladodendron* Lázaro Ibiza 1916
= *Polypilus* P. Karst. 1881

Family Hyphodermataceae Jülich 1981
Hyphoderma Fr. 1833
= *Mutatoderma* (Parmasto) C.E. Gómez 1976
= *Pycnodon* Underw. 1898

Family Incrustoporiaceae Jülich 1982
Gloeoporellus Zmitr. 2018
Incrustoporia Domanski 1963
Piloporia Niemelä 1982
Skeletocutis Kotl. & Pouzar 1958
= *Leptotrimitus* Pouzar 1966
Tyromyces P. Karst. 1881

Family Irpicaceae Spirin & Zmitr. 2003
Byssomerulius Parmasto 1967
Ceriporia Donk 1933
Cytidiella Pouzar 1954
Efibula Sheng H. Wu 1990
Emmia Zmitr., Spirin & Malysheva 2006
Flavodon Ryvarden 1973
Gloeoporus Mont. 1842
= *Vitreoporus* Zmitr. 2018
Hydnopolyporus D.A.Reid 1962
Irpex Fr. 1825
Leptoporus Quél. 1886
Meruliopsis Bondartsev 1959
Raduliporus Spirin & Zmitr. 2006
Resiniporus Zmitr. 2018
Trametopsis Tomšovský 2008

Family Ischnodermataceae Jülich 1981
Ischnoderma P. Karst. 1879
= *Lasiochlaena* Pouzar 1990

Family Laetiporaceae Jülich 1981
= Phaeolaceae Jülich 1981
Kusaghiporia J. Hussein, S. Tibell & Tubuhwa 2018
Laetiporus Murrill 1904
= *Cladoporus* (Pers.) Chevall. 1826
Phaeolus (Pat.) Pat. 1900
= *Choriphyllum* Velen. 1922
= *Spongiosus* Lloyd ex Torrend 1920

Family Meripilaceae Jülich 1982
= Rigidoporaceae Jülich 1981
Meripilus P. Karst. 1882
= *Flabellopilus* Kotl. & Pouzar 1957
Pseudonadsoniella T.O. Kondr. & S.Y. Kondr. 2015
Rigidoporus Murrill 1905
= *Leucofomes* Kotl. & Pouzar 1957

Family Meruliaceae Rea 1922
= Climacodontaceae Jülich 1981
= Phlebiaceae Jülich 1981
Aurantiopileus Ginns, D.L. Lindner & T.J. Baroni 2010
Aurantiporus Murrill 1905
Ceriporiopsis Domański 1963
Climacodon P. Karst. 1881

Crustodontia Hjortstam & Ryvarden 2005
Geesterania Westphalen, Tomšovský & Rajchenb. 2018
Hermanssonia Zmitr. 2018
Hydnophanerochaete Sheng H. Wu & C.C. Chen 2018
Hydnophlebia Parmasto 1967
Lilaceophlebia (Parmasto) Spirin & Zmitr. 2004
Luteoporia F. Wu, Jia J. Chen & S.H. He 2016
Merulius Fr. 1821
Mycoacia Donk 1931
Mycoaciella J. Erikss. & Ryvarden 1978
= *Ceraceohydnum* Jülich 1978
Odoria V. Papp & Dima 2017
Pappia Zmitr. 2018
Phlebia Fr. 1821
= *Jacksonomyces* Jülich 1979
Phlebiporia Jia J. Chen, B.K. Cui & Y.C. Dai 2014
Physisporinus P. Karst. 1889
Sarcodontia Schulzer 1866
= *Oxydontia* L.W. Mill. 1933
Scopuloides (Massee) Höhn. & Litsch. 1908
Stereophlebia Zmitr. 2018

Family Panaceae Miettinen, Justo & Hibbett 2017
Cymatoderma Jungh. 1840
= *Actinostroma* Klotzsch 1843
= *Beccariella* Ces. 1879
= *Cladoderris* Pers. ex Berk. 1842
Panus Fr. 1838
= *Lentinopanus* Pilát 1941

Family Phanerochaetaceae Jülich 1982
= Hapalopilaceae Jülich 1981
= Bjerkanderaceae Jülich 1981
Bjerkandera P. Karst. 1879
= *Myriadoporus* Peck 1884
Donkia Pilát 1937
Efibulella Zmitr. 2018
Geliporus Yuan Yuan, Jia J. Chen & S.H. He 2017
Hapalopilus P. Karst. 1881
Hyphodermella J. Erikss. & Ryvarden 1976
Odontoefibula C.C. Chen & Sheng H. Wu 2018
Oxychaete Miettinen 2016
Phaeophlebiopsis D. Floudas & Hibbett 2015
Phanerina Miettinen 2016
Phanerochaete P. Karst. 1889
= *Atheliachaete* Spirin & Zmitr. 2011
= *Grandiniella* P. Karst. 1895
= *Hjortstamia* Boidin & Gilles 2003
= *Xerocarpus* P. Karst. 1881
Phlebiopsis Jülich 1978
Pirex Hjortstam & Ryvarden 1985
Porostereum Pilát 1937
Rhizochaete Gresl., Nakasone & Rajchenb. 2004
Riopa D.A. Reid 1969
= *Sporotrichum* Link 1809
Terana Adans. 1763
= *Pulcherricium* Parmasto 1968

Family Podoscyphaceae D.A. Reid 1965
Abortiporus Murrill 1904
= *Heteroporus* Lázaro Ibiza 1916
= *Irpicium* Bref. 1912
= *Sporotrichopsis* Stalpers 2000
Podoscypha Pat. 1900
Pouzaroporia Vampola 1992

Family Polyporaceae Fr. ex Corda 1839
= Ganodermataceae (Donk) Donk 1948
= Coriolaceae Singer 1961
= Cryptoporaceae Jülich 1981
= Echinochaetaceae Jülich 1981
= Fomitaceae Jülich 1981
= Grammotheleaceae Jülich 1981
= Haddowiaceae Jülich 1981
= Microporaceae Jülich 1981
= Pachykytosporaceae Jülich 1981
= Perenniporiaceae Jülich 1981
= Sparsitubaceae Jülich 1981
= Lophariaceae Boidin, Mugnier & Canales 1998
= Trametaceae Boidin, Mugnier & Canales 1998
Abundisporus Ryvarden 1999
Amauroderma Murrill 1905
= *Magoderna* Steyaert 1972
Atroporus Ryvarden 1973
= *Cladomeris* Quél. 1886
= *Dendropolyporus* (Pouzar) Jülich 1982
= *Mycelithe* Gasp. 1841
Australoporus P.K. Buchanan & Ryvarden 1988
Bresadolia Speg. 1883
Cerarioporia F. Wu, L.W. Zhou & J. Si 2016
Cerioporus Quél. 1886
= *Grandinioides* Banker 1906
= *Melanopus* Pat. 1887
= *Mycobonia* Pat. 1894
= *Petaloides* Lloyd ex Torrend 1920
Cinereomycetella Zmitr. 2018
Colospora Miettinen & Spirin 2015
Coriolopsis Murrill 1905
Cryptoporus (Peck) Shear 1902
Daedaleopsis J. Schröt. 1888
= *Apoxona* Donk 1969
Datronia Donk 1966
Datroniella B.K. Cui, Hai J. Li & Y.C. Dai 2014

Dentocorticium (Parmasto) M.J. Larsen & Gilb. 1974
= *Dendrodontia* Hjortstam & Ryvarden 1980
Dextrinoporus H.S. Yuan 2018
Dichomitus D.A. Reid 1965
Donkioporia Kotl. & Pouzar 1973
Donkioporiella L.W. Zhou 2016
Earliella Murrill 1905
Echinochaete D.A. Reid 1963
= *Dendrochaete* G. Cunn. 1965
Endopandanicola Tibpromma & K.D. Hyde 2018
Epithele (Pat.) Pat. 1900
Epithelopsis Jülich 1976
Favolus Fr. 1828
Flammeopellis Y.C. Dai, B.K. Cui & C.L. Zhao 2014
Fomes (Fr.) Fr. 1849
= *Elfvingiella* Murrill 1914
Globifomes Murrill 1904
= *Placodes* Quél. 1886
= *Ungulina* Pat. 1900
Fomitella Murrill 1905
Foraminispora Robledo, Costa-Rezende & Drechsler-Santos 2017
Funalia Pat. 1900
Furtadoa Costa-Rezende, Robledo & Drechsler-Santos 2017
Ganoderma P. Karst. 1881
= *Elfvingia* P. Karst. 1889
Grammothele Berk. & M.A. Curtis 1868
Grammothelopsis Jülich 1982
Haddowia Steyaert 1972
Haploporus Bondartsev & Singer 1944
Hexagonia Fr. 1835
Hornodermoporus Teixeira 1993
Humphreya Steyaert 1972
Laccocephalum McAlpine & Tepper 1895
Leifiporia Y.C. Dai, F. Wu & C.L. Zhao 2016
Lentinus Fr. 1825
= *Lentodiellum* Murrill 1915
= *Lentodium* Morgan 1895
= *Leucoporus* Quél. 1886
= *Polyporellus* P. Karst. 1879
Lignosus Lloyd ex Torrend 1920
Lopharia Kalchbr. & MacOwan 1881
= *Lloydella* Bres. 1901
= *Thwaitesiella* Massee 1892
Megasporia B.K. Cui, Y.C. Dai & Hai J. Li 2013
Megasporoporia Ryvarden & J.E. Wright 1982
Megasporoporiella B.K. Cui, Y.C. Dai & Hai J. Li 2013
Melanoderma B.K. Cui & Y.C. Dai 2011
Microporellus Murrill 1905
Microporus P. Beauv. 1805
Mollicarpus Ginns 1984
Murinicarpus B.K. Cui & Y.C. Dai 2019
Myriothele Nakasone 2013
Navisporus Ryvarden 1980
Neodatronia B.K. Cui, Hai J. Li & Y.C. Dai 2014
Neodictyopus Palacio, Robledo, Reck & Drechsler-Santos 2017
Neofavolus Sotome & T. Hatt. 2013
Neofomitella Y.C. Dai, Hai J. Li & Vlasák 2014
Pachykytospora Kotl. & Pouzar 1963
Perenniporia Murrill 1942
= *Physisporus* Chevall. 1826
Perenniporiella Decock & Ryvarden 2003
Perenniporiopsis C.L. Zhao 2017
Phaeotrametes Lloyd ex J.E. Wright 1966
= *Phaeotrametes* Lloyd 1915
Picipes Zmitr. & Kovalenko 2016
Pilatotrama Zmitr. 2018
Podofomes Pouzar 1966
Polyporopsis Audet 2010
Polyporus [P. Micheli ex Adans.] Fr. 1821
Porogramme (Pat.) Pat. 1900
= *Tinctoporia* Murrill 1907
Pseudofavolus Pat. 1900
Pseudomegasporoporia X.H. Ji & F. Wu 2017
Pseudopiptoporus Ryvarden 1980
Pyrofomes Kotl. & Pouzar 1964
Rubroporus Log.-Leite, Ryvarden & Groposo 2002
Sparsitubus L.W. Hsu & J.D. Zhao 1980
Szczepkamyces Zmitr. 2018
Theleporus Fr. 1847
Thermophymatospora Udagawa, Awao & Abdullah 1986
Tinctoporellus Ryvarden 1979
Tomophagus Murrill 1905
Trametes Fr. 1836
= *Artolenzites* Falck 1909
= *Cellularia* Bull. 1788
= *Cellulariella* Zmitr. & Malysheva 2014
= *Coriolus* Quél. 1886
= *Cubamyces* Murrill 1905
= *Leiotrametes* Welti & Courtec. 2012
= *Lenzites* Fr. 1836
= *Pseudotrametes* Bondartsev & Singer 1944
= *Pycnoporus* P. Karst. 1881
= *Tomentoporus* Ryvarden 1973
= *Trametella* Pinto-Lopes 1952
Truncospora Pilát 1953
= *Loweporus* J.E. Wright 1976
Vanderbylia D.A. Reid 1973
Yuchengia B.K. Cui & K.T. Steffen 2013

Family Sparassidaceae Jülich 1981
Crustoderma Parmasto 1968
Pycnoporellus Murrill 1905
= *Aurantiporellus* Murrill 1905
Sparassis Fr. 1819
= *Masseeola* Kuntze 1891
Family Steccherinaceae Parmasto 1968
= Mycorraphiacaeae Jülich 1981
Antella Miettinen 2016
Antrodiella Ryvarden & I. Johans. 1980
Atraporiella Ryvarden 2007
Austeria Miettinen 2016
Butyrea Miettinen 2016
Cabalodontia Piątek 2004
Caudicicola Miettinen, M. Kulju & Kotir. 2017
Citripora Miettinen 2016
Elaphroporia Z.Q. Wu & C.L. Zhao 2018
Flabellophora G. Cunn. 1965
Flaviporus Murrill 1905
= *Baeostratoporus* Bondartsev & Singer 1944
Frantisekia Spirin & Zmitr. 2007
Junghuhnia Corda 1842
= *Chaetoporus* P. Karst. 1890
Lamelloporus Ryvarden 1987
Loweomyces (Kotl. & Pouzar) Jülich 1982
Metuloidea G. Cunn. 1965
Mycorrhaphium Maas Geest. 1962
Niemelaea Zmitr., Ezhov & Khimich 2015
Nigroporus Murrill 1905
Steccherinum Gray 1821
= *Etheirodon* Banker 1902
= *Odontina* Pat. 1887
Trullella Zmitr. 2018
Xanthoporus Audet 2010
Polyporales genera *incertae sedis*
Aegeritopsis Höhn. 1903
Amaropostia B.K. Cui, L.L. Shen & Y.C. Dai 2019
Amaurohydnum Jülich 1978
Amauromyces Jülich 1978
Amethicium Hjortstam 1983
Amyloporia Singer 1944
Aquascypha D.A. Reid 1965
Auriporia Ryvarden 1973
Australicium Hjortstam & Ryvarden 2002
Australohydnum Jülich 1978
Austrolentinus Ryvarden 1991
Bourdotiella Duhem & Schultheis 2011
Bulbillomyces Jülich 1974
= *Aegerita* Pers. 1794
= *Crocysporium* Corda 1837
= *Dermosporium* Link 1816
Calcipostia B.K. Cui, L.L. Shen & Y.C. Dai 2019
Candelabrochaete Boidin 1970
Climacocystis Kotl. & Pouzar 1958
Columnodontia Jülich 1979
Conohypha Jülich 1975
Coralloderma D.A. Reid 1965
Cordochaete Sanyal, Samita, Dhingra & Avn.P. Singh 2013
Cryptomphalina R. Heim 1966
Cyanodontia Hjortstam 1987
Cyanosporus McGinty 1909
Cystidiopostia B.K. Cui, L.L. Shen & Y.C. Dai 2019
Dendrophlebia Dhingra & Priyanka 2011
Diacanthodes Singer 1945
Diplomitoporus Domański 1970
= *Fabisporus* Zmitr. 2001
Erastia Niemelä & Kinnunen 2005
Faerberia Pouzar 1981
= *Geopetalum* Pat. 1887
Fibroporia Parmasto 1968
Fuscopostia B.K. Cui, L.L. Shen & Y.C. Dai 2019
Gilbertsonia Parmasto 2001
Globosomyces Jülich 1980
Globuliciopsis Hjortstam & Ryvarden 2004
Gyrophanopsis Jülich 1979
= *Hyphodermopsis* Jülich 1982
Henningsia Möller 1895
Hymenogramme Mont. & Berk. 1844
Hyphodontiastra Hjortstam 1999
Hypochnicium J. Erikss. 1958
Inflatostereum D.A. Reid 1965
Irpicochaete Rick 1940
Laetifomes T. Hatt. 2001
Macrohyporia I. Johans. & Ryvarden 1979
Meruliophana Duhem & Buyck 2011
Mycoleptodonoides Nikol. 1952
Mycorrhaphoides Hembrom, K. Das & Hallenb. 2017
Nigrohydnum Ryvarden 1987
Phaneroites Hjortstam & Ryvarden 2010
Phanerodontia Hjortstam & Ryvarden 2010
Phlebiella P. Karst. 1890
Piptoporellus B.K. Cui, M.L. Han & Y.C. Dai 2016
Pseudofibroporia Yuan Y. Chen, B.K. Cui & Y.C. Dai 2017
Repetobasidiopsis Dhingra & Avn.P. Singh 2008
Rhodonia Niemelä 2005
= *Caloporus* P. Karst. 1881

Rickiopora Westphalen, Tomšovský & Rajchenb. 2016
Roseofavolus T. Hatt. 2003
Roseograndinia Hjortstam & Ryvarden 2005
Ryvardenia Rajchenb. 1994
Sarcoporia P. Karst. 1894
Skeletohydnum Jülich 1979
Sparassiella Schwarzman 1964
Spathulina Pat. 1900
Spongioides Lázaro Ibiza 1916
Spongipellis Pat. 1887
Stegiacantha Maas Geest. 1966
Taiwanofungus Sheng H. Wu, Z.H. Yu, Y.C. Dai & C.H. Su 2004
Uncobasidium Hjortstam & Ryvarden 1978

Order Russulales Kreisel ex P.M. Kirk, P.F. Cannon & J.C. David 2001

Family Albatrellaceae Nuss 1980
Albatrellopsis Teixeira 1993
Albatrellus Gray 1821
= *Ovinus* (Lloyd) Torrend 1920
Byssoporia M.J. Larsen & Zak 1978
Leucogaster R. Hesse 1882
Leucophleps Harkn. 1899
= *Cremeogaster* Mattir. 1924
Mycolevis A.H. Sm. 1965
Polyporoletus Snell 1936
Scutiger Paulet 1808

Family Auriscalpiaceae Maas Geest. 1963
Amylonotus Ryvarden 1975
Artomyces Jülich 1982
Auriscalpium Gray 1821
= *Pleurodon* Quél. ex P. Karst. 1881
Dentipratulum Domański 1965
Lentinellus P. Karst. 1879
= *Hemicybe* P. Karst. 1879
Stalpersia Parmasto 2001

Family Bondarzewiaceae Kotl. & Pouzar 1957
Amylaria Corner 1955
Amylosporus Ryvarden 1973
= *Rigidoporopsis* I. Johans. & Ryvarden 1979
Bondarzewia Singer 1940
Gloiodon P. Karst. 1879
= *Leaia* Banker 1906
= *Sclerodon* P. Karst. 1889
Heterobasidion Bref. 1888
Laurilia Pouzar 1959
Lauriliella Nakasone & S.H. He 2017
Steccherinum D.A. Reid 1963
Wrightoporia Pouzar 1966

Family Echinodontiaceae Donk 1961
= Amylostereaceae Boidin, Mugnier & Canales 1998
Amylostereum Boidin 1958
= *Lloydellopsis* Pouzar 1959
= *Trichocarpus* P. Karst. 1889
Echinodontiellum S.H. He & Nakasone 2017
Echinodontium Ellis & Everh. 1900
= *Hydnofomes* Henn. 1900
Larssoniporia Y.C. Dai, Jia J. Chen & B.K. Cui 2015

Family Hericiaceae Donk 1964
Dentipellicula Y.C. Dai & L.W. Zhou 2013
Dentipellis Donk 1962
= *Amylodontia* Nikol. 1967
Hericium Pers. 1794
= *Friesites* P. Karst. 1879
= *Hericium* Schrank 1786
= *Hericius* Juss. 1789
= *Martella* Endl. 1836
= *Medusina* Chevall. 1826
Laxitextum Lentz 1956
Pseudowrightoporia Y.C. Dai, Jia J. Chen & B.K. Cui 2015
Wrightoporiopsis Y.C. Dai, Jia J. Chen & B.K. Cui 2015

Family Hybogasteraceae Jülich 1982
Hybogaster Singer 1964

Family Peniophoraceae Lotsy 1907
= Lachnocladiaceae Jülich 1982
Amylofungus Sheng H. Wu 1996
Asterostroma Massee 1889
Baltazaria Leal-Dutra, Dentinger & G.W. Griff. 2018
Dendrophora (Parmasto) Chamuris 1987
Dichostereum Pilát 1926
Duportella Pat. 1915
Entomocorticium H.S. Whitney, Bandoni & Oberw. 1987
Gloiothele Bres. 1920
Lachnocladium Lév. 1846
= *Eriocladus* Lév. 1846
= *Stelligera* R. Heim 1938
= *Stelligera* R. Heim ex Doty 1948
Licrostroma P.A. Lemke 1964
= *Michenera* Berk. & M.A. Curtis 1868
Metulodontia Parmasto 1968
Peniophora Cooke 1879
= *Cryptochaete* P. Karst. 1889
= *Gloeopeniophora* Höhn. & Litsch. 1907
= *Sterellum* P. Karst. 1889

Sceptrulum K.H. Larss. 2014
Scytinostroma Donk 1956
Vararia P. Karst. 1898
= *Asterostromella* Höhn. & Litsch. 1907
= *Denrophysellum* Parmasto 1968
Vesiculomyces E. Hagstr. 1977

Family Russulaceae Lotsy 1907
Boidinia Stalpers & Hjortstam 1982
Gloeopeniophorella Rick 1934
Lactarius Pers. 1797
= *Arcangeliella* Cavara 1900
= *Galorrheus* (Fr.) Fr. 1825
= *Gastrolactarius* R. Heim 1971
= *Gastrolactarius* R. Heim ex J.M. Vidal 2005
= *Gloeocybe* Earle 1909
= *Lactariella* J. Schröt. 1889
= *Zelleromyces* Singer & A.H. Sm. 1960
Lactifluus (Pers.) Roussel 1806
= *Lactariopsis* Henn. 1901
= *Pleurogala* Redhead & Norvell 1993
Multifurca Buyck & V. Hofst. 2008
Pseudoxenasma K.H. Larss. & Hjortstam 1976
Russula Pers. 1796
= *Bucholtzia* Lohwag 1924
= *Cystangium* Singer & A.H. Sm. 1960
= *Dixophyllum* Earle 1909
= *Elasmomyces* Cavara 1897
= *Gymnomyces* Massee & Rodway 1898
= *Lactarelis* Earle 1909
= *Macowanites* Kalchbr. 1882
= *Martellia* Mattir. 1900
= *Omphalomyces* Battarra ex Earle 1909
= *Phaeohygrocybe* Henn. 1901
= *Russulina* J. Schröt. 1889

Family Stereaceae Pilát 1930
Acanthobasidium Oberw. 1965
Acanthofungus Sheng H. Wu, Boidin & C.Y. Chien 2000
Acanthophysellum Parmasto 1967
Acanthophysium (Pilát) G. Cunn. 1963
Aleurobotrys Boidin 1986
Aleurodiscus Rabenh. ex J. Schröt. 1888
= *Aleurodiscus* Rabenh. 1874
= *Aleurodiscus* Cooke 1885
Aleuromyces Boidin & Gilles 2002
Amylohyphus Ryvarden 1978
Amylosporomyces S.S. Rattan 1977
Confertextum Priyanka & Dhingra 2014
Conferticium Hallenb. 1980
Dextrinocystidium Sheng H. Wu 1996
Gloeocystidiellum Donk 1931
Gloeocystidiopsis Jülich 1982
Gloeomyces Sheng H. Wu 1996
Gloeosoma Bres. 1920
Matula Massee 1888
Megalocystidium Jülich 1978
Neoaleurodiscus Sheng H. Wu 2010
Scotoderma Jülich 1974
Stereum Hill ex Pers. 1794
= *Haematostereum* Pouzar 1959
Xylobolus P. Karst. 1881

Family Xenasmataceae Oberw. 1965
Xenasma Donk 1957
Xenasmatella Oberw. 1965
Xenosperma Oberw. 1965

Russulales genera *incertae sedis*
Aleurocystidiellum P.A. Lemke 1964
Dentipellopsis Y.C. Dai & L.W. Zhou 2013
Dichantharellus Corner 1966
Dichopleuropus D.A. Reid 1965
Gloeoasterostroma Rick 1938
Gloeodontia Boidin 1966
Gloeohypochnicium (Parmasto) Hjortstam 1987
Haloaleurodiscus N. Maek., Suhara & K. Kinjo 2005
Laeticutis Audet 2010
Neoalbatrellus Audet 2010
Perplexostereum Ryvarden & S. Tutka 2014
Polypus Audet 2010
Scopulodontia Hjortstam 1998
Scytinostromella Parmasto 1968
= *Confertobasidium* Jülich 1972
Xeroceps Audet 2010

Order Sebacinales M. Weiss, Selosse, Rexer, A. Urb. & Oberw. 2004

Family Sebacinaceae K. Wells & Oberw. 1982
Chaetospermum Sacc. 1892
Ditangium P. Karst. 1867
= *Craterocolla* Bref. 1888
= *Poroidea* Göttinger ex G. Winter 1885
Efibulobasidium K. Wells 1975
Globulisebacina Oberw., Garnica & K. Riess 2014
Helvellosebacina Oberw., Garnica & K. Riess 2014
Paulisebacina Oberw., Garnica & K. Riess 2014
Sebacina Tul. & C. Tul. 1871
= *Atkinsonia* Lloyd 1916
= *Collodendrum* Clem. 1909
= *Corticioides* Lloyd 1908
= *Cristella* Pat. 1887
= *Opadorhiza* T.F. Andersen & R.T. Moore 1996
= *Soppittiella* Massee 1892
= *Tremellodendron* G.F. Atk. 1902
Tremelloscypha D.A. Reid 1979
= *Tremellostereum* Ryvarden 1986

Family Serendipitaceae M. Weiss, Waller, A. Zuccaro & Selosse 2016
Serendipita P. Roberts 1993
= *Piriformospora* Sav. Verma, Aj. Varma, Rexer, G. Kost & P. Franken 1998
Order Stereopsidales Sjökvist, E. Larss., B.E. Pfeil & K.H. Larss. 2013
Family Stereopsidaceae Sjökvist, E. Larss., B.E. Pfeil & K.H. Larss. 2013
Stereopsis D.A. Reid 1965
Order Thelephorales Corner ex Oberw. 1976
Family Bankeraceae Donk 1961
Bankera Coker & Beers ex Pouzar 1955
Boletopsis Fayod 1889
Corneroporus T. Hatt. 2001
Hydnellum P. Karst. 1879
= *Calodon* P. Karst. 1881
= *Phaeodon* J. Schröt. 1888
Sarcodon Quél. ex P. Karst. 1881
Family Thelephoraceae Chevall. 1826
Amaurodon J. Schröt. 1888
Gymnoderma Humb. 1793
Lenzitopsis Malençon & Bertault 1963
Parahaplotrichum W.A. Baker & Partr. 2001
Phellodon P. Karst. 1881
Polyozellus Murrill 1910
= *Phyllocarbon* Lloyd 1920
Pseudotomentella Svrček 1958
Skepperia Berk. 1857
Thelephora Ehrh. ex Willd. 1787
= *Merisma* Pers. 1797
= *Phylacteria* (Pers.) Pat. 1887
= *Pseudothelephora* Lloyd 1919
= *Scyphopilus* P. Karst. 1881
Tomentella Pers. ex Pat. 1887
= *Acrotamnium* Nees 1816
= *Caldesiella* Sacc. 1877
= *Cyphellina* Rick 1959
= *Hypochnus* Fr. 1818
= *Karstenia* Britzelm. 1897
Tomentellopsis Hjortstam 1970
= *Byssocristella* M.P. Christ. & J.E.B. Larsen 1970
Thelephorales genera *incertae sedis*
Thelephorella P. Karst. 1889
Order Trechisporales K.H. Larss. 2007
Family Hydnodontaceae Jülich 1982
Brevicellicium K.H. Larss. & Hjortstam 1978
Dextrinocystis Gilb. & M. Blackw. 1988
Dextrinodontia Hjortstam & Ryvarden 1980
Hydnodon Banker 1913
= *Pseudohydnum* Rick 1904
Litschauerella Oberw. 1965
Luellia K.H. Larss. & Hjortstam 1974
Porpomyces Jülich 1982
Scytinopogon Singer 1945
Sistotremastrum J. Erikss. 1958
Sphaerobasidium Oberw. 1965
Subulicystidium Parmasto 1968
Trechispora P. Karst. 1890
= *Cristelloporia* I. Johans. & Ryvarden 1979
= *Echinotrema* Park.-Rhodes 1955
= *Fibriciellum* J. Erikss. & Ryvarden 1975
= *Fibuloporia* Bondartsev & Singer 1941
= *Fibuloporia* Bondartsev & Singer 1944
= *Murrilloporus* Ryvarden 1985
= *Tomentella* P. Karst. 1889
Tubulicium Oberw. 1965
= *Tubulixenasma* Parmasto 1965
Order Tremellodendropsidales Vizzini 2014
Family Tremellodendropsidaceae Jülich 1982
Tremellodendropsis (Corner) D.A. Crawford 1954
= *Polyozus* P. Karst. 1881
= *Pseudotremellodendron* D.A. Reid 1957
Agaricomycetes genera *incertae sedis*
Akenomyces G. Arnaud ex D. Hornby 1984
Aldridgea Massee 1892
Arthrodochium R.F. Castañeda & W.B. Kendr. 1990
Arualis Katz 1980
Blasiphalia Redhead 2007
Bridgeoporus T.J. Volk, Burds. & Ammirati 1996
Cenangiomyces Dyko & B. Sutton 1979
Ceraceopsis Hjortstam & Ryvarden 2007
Cilicia Fr. 1825
Corticomyces A.I. Romero & S.E. López 1989
Cruciger R. Kirschner & Oberw. 1999
Dendrosporomyces Nawawi, J. Webster & R.A. Davey 1977
Ellula Nag Raj 1980
Fibulocoela Nag Raj 1978
Fibulotaeniella Marvanová & Bärl. 1988
Geotrichopsis Tzean & Estey 1991
Gloeosynnema Seifert & G. Okada 1988
Glomerulomyces A.I. Romero & S.E. López 1989
Glutinoagger Sivan. & Watling 1980
Hallenbergia Dhingra & Priyanka 2011
Heteroacanthella Oberw. 1990
Intextomyces J. Erikss. & Ryvarden 1976
Korupella Hjortstam & P. Roberts 2000
Loreleia Redhead, Moncalvo, Vilgalys & Lutzoni 2002
Minostroscyta Hjortstam & Ryvarden 2001
Mylittopsis Pat. 1895
Myriococcum Fr. 1823
Odonticium Parmasto 1968
= *Leifia* Ginns 1998
Pagidospora Drechsler 1960

Phlyctibasidium Jülich 1974
Purpureocorticium S.H. Wu 2017
Pycnovellomyces R.F. Castañeda 1987
Riessia Fresen. 1852
Riessiella Jülich 1985
Taiwanoporia T.T. Chang & W.N. Chou 2003
Titaeella G. Arnaud ex K. Ando & Tubaki 1985
Trechinothus E.C. Martini & Trichiès 2004
Trimitiella Dhingra 2008
= *Trimitiella* Dhingra 2006
Tubulicrinopsis Hjortstam & Kotir. 2007
Xerotus Fr. 1828
= *Xerotinus* Rchb. 1828

Class Dacrymycetes Doweld 2001

Order Dacrymycetales Henn. 1897

Family Cerinomycetaceae Jülich 1982
Cerinomyces G.W. Martin 1949

Family Dacrymycetaceae J. Schröt. 1888
Calocera (Fr.) Fr. 1828
= *Calopposis* Lloyd 1925
= *Corynoides* Gray 1821
= *Dacryomitra* Tul. & C. Tul. 1872
Cerinosterus R.T. Moore 1987
Dacrymyces Nees 1816
= *Arrhytidia* Berk. & M.A. Curtis 1849
= *Hydromycus* Raf. 1808
= *Septocolla* Bonord. 1851
Dacryonaema Nannf. 1947
Dacryopinax G.W. Martin 1948
Dacryoscyphus R. Kirschner & Zhu L. Yang 2005
Ditiola Fr. 1822
= *Dacryopsis* Massee 1891
Femsjonia Fr. 1849
Guepiniopsis Pat. 1883
Heterotextus Lloyd 1922

Order Unilacrymales Shirouzu, Tokum. & Oberw. 2013

Family Unilacrymaceae Shirouzu, Tokum. & Oberw. 2013
Unilacryma Shirouzu, Tokum. & Oberw. 2013

Class Tremellomycetes Doweld 2001

Order Cystofilobasidiales Fell, Roeijmans & Boekhout 1999

Family Cystofilobasidiaceae K. Wells & Bandoni 2001
Cystofilobasidium Oberw. & Bandoni 1983

Family Mrakiaceae X.Z. Liu, F.Y. Bai, M. Groenew. & Boekhout 2015
Itersonilia Derx 1948
Krasilnikovozyma X.Z. Liu, F.Y. Bai, M. Groenew. & Boekhout 2015
Mrakia Y. Yamada & Komag. 1987
Phaffia M.W. Mill., Yoney. & Soneda 1976
= *Rhodomyces* Wettst. 1885
= *Xanthophyllomyces* Golubev 1995
Tausonia Babeva 1998
Udeniomyces Nakase & Takem. 1992
Vustinia Kachalkin, Turchetti & Yurkov 2019

Order Filobasidiales Jülich 1981

Family Filobasidiaceae L.S. Olive 1968
Filobasidium L.S. Olive 1968
Goffeauzyma X.Z. Liu, F.Y. Bai, M. Groenew. & Boekhout 2015
Heterocephalacria Berthier 1980
Naganishia S. Goto 1963
Syzygospora G.W. Martin 1937

Family Piskurozymaceae X.Z. Liu, F.Y. Bai, M. Groenew. & Boekhout 2015
Piskurozyma X.Z. Liu, F.Y. Bai, M. Groenew. & Boekhout 2015
Solicoccozyma X.Z. Liu, F.Y. Bai, M. Groenew. & Boekhout 2015

Order Holtermanniales Libkind, Wuczk., Turchetti & Boekhout 2011

Family Holtermanniaceae Redhead 2015
Holtermannia Sacc. & Traverso 1910
Holtermanniella Libkind, Wuczk., Turchetti & Boekhout 2011

Order Tremellales Fr. 1821

Family Bulleraceae X. Zh. Liu, F.Y. Bai, M. Groenew. & Boekhout 2015
Bullera Derx 1930
= *Bulleromyces* Boekhout & Á. Fonseca 1991
Fonsecazyma X.Z. Liu, F.Y. Bai, M. Groenew. & Boekhout 2015
Genolevuria X.Z. Liu, F.Y. Bai, M. Groenew. & Boekhout 2015
Pseudotremella X.Z. Liu, F.Y. Bai, A.M. Yurkov, M. Groenew. & Boekhout 2015

Family Bulleribasidiaceae X. Z. Liu, F.Y. Bai, M. Groenew. & Boekhout 2015
Bulleribasidium J.P. Samp., M. Weiss & R. Bauer 2002
= *Mingxiaea* F.Y. Bai, Q.M. Wang, Boekhout & Nakase 2011
Derxomyces F.Y. Bai & Q.M. Wang 2008
Dioszegia Zsolt 1957
Hannaella F.Y. Bai & Q.M. Wang 2008
Nielozyma X.Z. Liu, F.Y. Bai, M. Groenew. & Boekhout 2015
Vishniacozyma X.Z. Liu, F.Y. Bai, M. Groenew. & Boekhout 2015

Family Carcinomycetaceae Oberw. & Bandoni 1982
Carcinomyces Oberw. & Bandoni 1982
Family Cryptococcaceae Kütz. ex Castell. & Chalm. 1919
Cryptococcus Vuill. 1901
= *Atelosaccharomyces* Beurm. & Gougerot 1909
= *Cryptococcus* Kütz. 1833
= *Filobasidiella* Kwon-Chung 1976
= *Tsuchiyaea* Y. Yamada, H. Kawas., Itoh, I. Banno & Nakase 1988
Kwoniella Statzell & Fell 2008
Family Cuniculitremaceae J.P. Samp., R. Kirschner & M. Weiss 2001
Fellomyces Y. Yamada & I. Banno 1984
Kockovaella Nakase, I. Banno & Y. Yamada 1991
Sterigmatosporidium G. Kraep. & U. Schulze 1983
= *Cuniculitrema* J.P. Samp. & R. Kirschner 2001
Family Naemateliaceae X. Z. Liu, F.Y. Bai, M. Groenew. & Boekhout 2015
Dimennazyma X.Z. Liu, F.Y. Bai, M. Groenew. & Boekhout 2015
Naematelia Fr. 1818
Family Phaeotremellaceae A.M. Yurkov & Boekhout 2015
Gelidatrema A.M. Yurkov, X.Z. Liu, F.Y. Bai, M. Groenew. & Boekhout 2015
Phaeotremella Rea 1912
Family Phragmoxenidiaceae Oberw. & R. Bauer 1990
Phragmoxenidium Oberw. 1990
Family Rhynchogastremaceae Oberw. & B. Metzler 1989
Papiliotrema J.P. Samp., M. Weiss & R. Bauer 2002
Rhynchogastrema B. Metzler & Oberw. 1989
= *Bandoniozyma* Boekhout, P. Valente, Pagnocca, C.A. Rosa, C.F. Lee, S.O. Suh, M. Blackw., G. Péter & Fell 2012
Tetragoniomyces Oberw. & Bandoni 1981
Family Sirobasidiaceae Lindau 1897
Fibulobasidium Bandoni 1979
Family Tremellaceae Fr. 1821
Hormomyces Bonord. 1851
Mycocryptococcus Pollacci & Nann. 1927
Tremella Pers. 1794
= *Dermatangium* Velen. 1926
= *Encephalium* Link 1816
= *Epidochium* Fr. 1849
= *Gelatina* Raf. 1808
= *Gyraria* Nees 1816
= *Hepataria* Raf. 1808
= *Tremella* Dill. ex L. 1753
Family Trimorphomycetaceae X. Z. Liu, F.Y. Bai, M. Groenew. & Boekhout 2015
Carlosrosaea A.M. Yurkov, X.Z. Liu, F.Y. Bai, M. Groenew. & Boekhout 2015
Saitozyma X.Z. Liu, F.Y. Bai, M. Groenew. & Boekhout 2015
Sugitazyma A.M. Yurkov, X.Z. Liu, F.Y. Bai, M. Groenew. & Boekhout 2015
Trimorphomyces Bandoni & Oberw. 1983
Tremellales genera *incertae sedis*
Biatoropsis Räsänen 1934
Dictyotremella Kobayasi 1971
Neotremella Lowy 1979
Sigmogloea Bandoni & J.C. Krug 2000
Sirobasidium Lagerh. & Pat. 1892
Sirotrema Bandoni 1986
Tremellina Bandoni 1986
Xenolachne D.P. Rogers 1947
Order Trichosporonales Boekhout & Fell 2001
Family Tetragoniomycetaceae Oberw. & Bandoni 1981
Bandonia A.M. Yurkov, X.Z. Liu, F.Y. Bai, M. Groenew. & Boekhout 2015
Cryptotrichosporon Okoli & Boekhout 2007
Takashimella Q.M. Wang 2015
Family Trichosporonaceae Nann. 1934
Apiotrichum Stautz 1931
Cutaneotrichosporon X.Z. Liu, F.Y. Bai, M. Groenew. & Boekhout 2015
Effuseotrichosporon A.M. Yurkov, X.Z. Liu, F.Y. Bai, M. Groenew. & Boekhout 2015
Haglerozyma X.Z. Liu, F.Y. Bai, M. Groenew. & Boekhout 2015
Pascua Takashima, Manabe, Nishimura, Sriswasdi, Ohkuma, Iwasaki & Sugita 2019
Prillingera Takashima, Manabe, Nishimura, Sriswasdi, Ohkuma, Iwasaki & Sugita 2019
Trichosporon Behrend 1890
Vanrija R.T. Moore 1980
= *Asterotremella* Prillinger, Lopandić & Sugita 2007
Tremellomycetes genera *incertae sedis*
Heteromycophaga P. Roberts 1997
Phyllopta (Fr.) Fr. 1825
Trichosporonoides Haskins & J.F.T. Spencer 1967
Subphylum Pucciniomycotina R. Bauer, Begerow, J.P. Samp., M. Weiss & Oberw. 2006
Class Agaricostilbomycetes R. Bauer, Begerow, J.P. Samp., M. Weiss & Oberw. 2006
Order Agaricostilbales Oberw. & R. Bauer 1989
Family Agaricostilbaceae Oberw. & R. Bauer 1989

Agaricostilbum J.E. Wright 1970
= *Amerobotryum* Subram. & Natarajan 1976
Pseudobensingtonia F.Y. Bai, Q.M. Wang, M. Groenewald & Boekhout 2015
Sterigmatomyces Fell 1966

Family Chionosphaeraceae Oberw. & Bandoni 1982
Ballistosporomyces Nakase, G. Okada & Sugiy. 1989
Chionosphaera D.E. Cox 1976
= *Fibulostilbum* Seifert & Oberw. 1992
Cystobasidiopsis R. Bauer, B. Metzler, Begerow & Oberw. 2009
Kurtzmanomyces Y. Yamada, Itoh, H. Kawas., I. Banno & Nakase 1989
Stilbum Tode 1790

Family Kondoaceae R. Bauer, Begerow, J.P. Samp., M. Weiss & Oberw. 2006
Bensingtonia Ingold 1986
Kondoa Y. Yamada, Nakagawa & I. Banno 1989

Family Ruineniaceae Q.M. Wang, F.Y. Bai, M. Groenew. & Boekhout 2015
Ruinenia Q.M. Wang, F.Y. Bai, M. Groenew. & Boekhout 2015

Agaricostilbales genera *incertae sedis*
Jianyunia Q.M. Wang, F.Y. Bai, M. Groenew. & Boekhout 2015
Mycogloea L.S. Olive 1950

Class Atractiellomycetes R. Bauer, Begerow, J.P. Samp., M. Weiss & Oberw. 2006

Order Atractiellales Oberw. & Bandoni 1982

Family Atractogloeaceae Oberw. & R. Bauer 1989
Atractogloea Oberw. & Bandoni 1982

Family Hoehnelomycetaceae Jülich 1982
Basidiopycnis Oberw., R. Kirschner, R. Bauer, Begerow & Arenal 2006
= *Basidiopycnides* J. Reid, Eyjólfsd. & Georg Hausner 2008
Proceropycnis M. Villarreal, Arenal, V. Rubio, Begerow, R. Bauer, R. Kirschner & Oberw. 2006

Family Phleogenaceae Gäum. 1926
Atractidochium Oono, Urbina & Aime 2018
Atractiella Sacc. 1886
= *Hoehnelomyces* Weese 1920
= *Pilacrella* J. Schröt. 1887
Bourdotigloea Aime 2018
Helicogloea Pat. 1892
= *Exobasidiellum* Donk 1931
= *Infundibura* Nag Raj & W.B. Kendr. 1981
= *Leucogloea* R. Kirschner 2004
= *Neogloea* Aime 2018
= *Saccoblastia* Möller 1895
Hobsonia Berk. ex Massee 1891
Phleogena Link 1833
= *Ecchyna* Fr. ex Boud. 1885
= *Martindalia* Sacc. & Ellis 1885
Saccosoma Spirin 2018

Class Classiculomycetes R. Bauer, Begerow, J.P. Samp., M. Weiss & Oberw. 2006

Order Classiculales R. Bauer, Begerow, Oberw. & Marvanová 2003

Family Classiculaceae R. Bauer, Begerow, Oberw. & Marvanová 2003
Classicula R. Bauer, Begerow, Oberw. & Marvanová 2003
Jaculispora H.J. Huds. & Ingold 1960

Class Cryptomycocolacomycetes R. Bauer, Begerow, J.P. Samp., M. Weiss & Oberw. 2006

Order Cryptomycocolacales Oberw. & R. Bauer 1990

Family Cryptomycocolacaceae Oberw. & R. Bauer 1990
Colacosiphon R. Kirschner, R. Bauer & Oberw. 2001
Cryptomycocolax Oberw. & R. Bauer 1990

Class Cystobasidiomycetes R. Bauer, Begerow, J.P. Samp., M. Weiss & Oberw. 2006

Order Buckleyzymales R.L. Zhao & K.D. Hyde 2017

Family Buckleyzymaceae Q.M. Wang, F.Y. Bai, M. Groenew. & Boekhout 2015
Buckleyzyma Q.M. Wang, F.Y. Bai, M. Groenew. & Boekhout 2015

Order Cystobasidiales R. Bauer, Begerow, J.P. Samp., M. Weiss & Oberw. 2006

Family Cystobasidiaceae Gäum. 1926
Cystobasidium (Lagerh.) Neuhoff 1924
Halobasidium Z. Guo, Y.R. Wang, Q.C. Hou, W.C. Li, H.J. Zhao, Z.H. Sun & Z.D. Zhang 2019
Occultifur Oberw. 1990

Order Erythrobasidiales R. Bauer, Begerow, J.P. Samp., M. Weiss & Oberw. 2006

Family Erythrobasidiaceae Denchev 2009
Bannoa Hamam. 2002
Erythrobasidium Hamam., Sugiy. & Komag. 1988

Erythrobasidiales genera *incertae sedis*
Cyphobasidium Millanes, Diederich & Wedin 2016
Cyrenella Goch. 1981
Hasegawazyma Q.M. Wang, F.Y. Bai, M. Groenew. & Boekhout 2015

Order Naohideales R. Bauer, Begerow, J.P. Samp., M. Weiss & Oberw. 2006
Family Naohideaceae Denchev 2009
Naohidea Oberw. 1990
Order Sakaguchiales R.L. Zhao & K.D. Hyde 2017
Family Sakaguchiaceae Q.M. Wang, F.Y. Bai, M. Groenew. & Boekhout 2017
Sakaguchia Y. Yamada, K. Maeda & Mikata 1994
Cystobasidiomycetes families *incertae sedis*
Family Microsporomycetaceae Q.M. Wang, F.Y. Bai, M. Groenew. & Boekhout 2015
Microsporomyces Q.M. Wang, F.Y. Bai, M. Groenew. & Boekhout 2015
Family Symmetrosporaceae Q.M. Wang, F.Y. Bai, M. Groenew. & Boekhout 2015
Symmetrospora Q.M. Wang, F.Y. Bai, M. Groenew. & Boekhout 2015
Cystobasidiomycetes genera *incertae sedis*
Queiroziella C.R. Félix, J.D.P. Bezerra, R.P. Neves & Landell 2018
Class Microbotryomycetes R. Bauer, Begerow, J.P. Samp., M. Weiss & Oberw. 2006
Order Heterogastridiales Oberw. & R. Bauer 1990
Family Heterogastridiaceae Oberw. & R. Bauer 1990
Hyalopycnis Höhn. 1918
= *Heterogastridium* Oberw. & R. Bauer 1990
Krieglsteinera Pouzar 1987
Pycnopulvinus Toome & Aime 2014
Order Kriegeriales Toome & Aime 2013
Family Camptobasidiaceae R.T. Moore 1996
Camptobasidium Marvanová & Suberkr. 1990
= *Crucella* Marvanová & Suberkr. 1990
Glaciozyma Turchetti, Connell, Thomas-Hall & Boekhout 2011
Family Kriegeriaceae Toome & Aime 2013
Kriegeria Bres. 1891
= *Xenogloea* Syd. & P. Syd. 1919
= *Zymoxenogloea* D.J. McLaughlin & Doublés 1992
Meredithblackwellia Toome & Aime 2013
Phenoliferia Q.M. Wang, F.Y. Bai, M. Groenew. & Boekhout 2015
Yamadamyces Q.M. Wang, F.Y. Bai, M. Groenew. & Boekhout 2015
Order Leucosporidiales Sampaio, M. Weiss & Bauer 2003
Family Leucosporidiaceae Sampaio, M. Weiss & Bauer 2003
Leucosporidium Fell, Statzell, I.L. Hunter & Phaff 1970
= *Mastigobasidium* Golubev 1999
= *Leucosporidiella* Samp. 2003
Order Microbotryales R. Bauer & Oberw. 1997
Family Microbotryaceae R.T. Moore 1996
Bauerago Vánky 1999
Microbotryum Lév. 1847
= *Bauhinus* R.T. Moore 1992
= *Haradaea* Denchev 2006
= *Liroa* Cif. 1933
Sphacelotheca de Bary 1884
Zundeliomyces Vánky 1987
Family Ustilentylomataceae R. Bauer & Oberw. 1997
Aurantiosporium M. Piepenbr., Vánky & Oberw. 1996
Fulvisporium Vánky 1997
Microbotryozyma S.O. Suh, D.A. Maslov, Molestina & J.J. Zhou 2012
Ustilentyloma Savile 1964
Order Sporidiobolales Doweld 2001
Family Sporidiobolaceae R.T. Moore 1980
Rhodosporidiobolus Q.M. Wang, F.Y. Bai, M. Groenew. & Boekhout 2015
Rhodotorula F.C. Harrison 1927
= *Chromotorula* F.C. Harrison 1927
= *Rhodosporidium* I. Banno 1967
Sporobolomyces Kluyver & C.B. Niel 1924
= *Amphiernia* Grüss 1927
= *Aessosporon* Van der Walt 1970
= *Blastoderma* B. Fisch. & Breback 1894
= *Prosporobolomyces* E.K. Novák & Zsolt 1961
= *Sporidiobolus* Nyland 1950
Microbotryomycetes families *incertae sedis*
Family Chrysozymaceae Q.M. Wang, F.Y. Bai, M. Groenew. & Boekhout 2015
Bannozyma Q.M. Wang, F.Y. Bai, M. Groenew. & Boekhout 2015
Chrysozyma Q.M. Wang, F.Y. Bai, M. Groenew. & Boekhout 2015
Fellozyma Q.M. Wang, F.Y. Bai, M. Groenew. & Boekhout 2015
Hamamotoa Q.M. Wang, F.Y. Bai, M. Groenew. & Boekhout 2015
Family Colacogloeaceae Q.M. Wang, F.Y. Bai, M. Groenew. & Boekhout 2015
Colacogloea Oberw. & Bandoni 1991
Microbotryomycetes genera *incertae sedis*
Atractocolax R. Kirschner, R. Bauer & Oberw. 1999
Curvibasidium Samp. & Golubev 2004
Heitmania X.Z. Liu, F.Y. Bai, M. Groenew. & T. Boekhout 2018

Libkindia Mašínová, A. Pontes, J.P. Samp. & Baldrian 2017
Oberwinklerozyma Q.M. Wang, F.Y. Bai, M. Groenew. & Boekhout 2015
Pseudohyphozyma Q.M. Wang, F.Y. Bai, M. Groenew. & Boekhout 2015
Pseudoleucosporidium V. de Garcia, M.A. Coelho, T. Maia, L.H. Rosa, A.B.M. Vaz, C.A. Rosa, J.P. Samp., P. Gonç., M.R. Van Broock & Libkind 2015
Sampaiozyma Q.M. Wang, F.Y. Bai, M. Groenew. & Boekhout 2015
Slooffia Q.M. Wang, F.Y. Bai, M. Groenew. & Boekhout 2015
Spencerozyma Q.M. Wang, F.Y. Bai, M. Groenew. & Boekhout 2015
Trigonosporomyces Q.M. Wang, F.Y. Bai, M. Groenew. & Boekhout 2015
Udeniozyma Q.M. Wang, F.Y. Bai, M. Groenew. & Boekhout 2015
Vonarxula Q.M. Wang, F.Y. Bai, M. Groenew. & Boekhout 2015
Yunzhangia Q.M. Wang, F.Y. Bai, M. Groenew. & Boekhout 2015
Yurkovia Mašínová, A. Pontes, J.P. Samp. & Baldrian 2016

Class Mixiomycetes R. Bauer, Begerow, J.P. Samp., M. Weiss & Oberw. 2006
Order Mixiales R. Bauer, Begerow, J.P. Samp., M. Weiss & Oberw. 2006
Family Mixiaceae C.L. Kramer 1987
Mixia C.L. Kramer 1959
= *Phytoceratiomyxa* Sawada 1929

Class Pucciniomycetes R. Bauer, Begerow, J.P. Samp., M. Weiss & Oberw. 2006
Order Helicobasidiales R. Bauer, Begerow, J.P. Samp., M. Weiss & Oberw. 2006
Family Helicobasidiaceae P.M. Kirk 2008
Helicobasidium Pat. 1885
= *Helicobasis* Clem. & Shear 1931
= *Stypinella* J. Schröt. 1887
Tuberculina Tode ex Sacc. 1880
= *Cordalia* Gobi 1885
= *Uredinula* Speg. 1880

Order Pachnocybales R. Bauer, Begerow, J.P. Samp., M. Weiss & Oberw. 2006
Family Pachnocybaceae Oberw. & R. Bauer 1989
Pachnocybe Berk. 1836

Order Platygloeales R.T. Moore 1990
Family Eocronartiaceae Jülich 1982
Eocronartium G.F. Atk. 1902
= *Protopistillaria* Rick 1933
Herpobasidium Lind 1908
Jola Möller 1895
Platycarpa Couch 1949
Ptechetelium Oberw. & Bandoni 1984
Family Platygloeaceae Racib. 1909
Glomerogloea Doweld 2013
Glomopsis D.M. Hend. 1961
= *Glomerularia* Peck 1880
Insolibasidium Oberw. & Bandoni 1984
Platygloea J. Schröt. 1887
= *Collopezis* Clem. 1909
= *Tjibodasia* Holterm. 1898

Order Pucciniales Clem. & Shear 1931
Family Chaconiaceae Cummins & Y. Hirats. 1983
Achrotelium Syd. 1928
Aplopsora Mains 1921
Botryorhiza Whetzel & Olive 1917
Ceraceopsora Kakish., T. Sato & S. Sato 1984
Chaconia Juel 1897
= *Bitzea* Mains 1939
= *Desmotelium* Syd. 1937
Goplana Racib. 1900
Maravalia Arthur 1922
= *Acervulopsora* Thirum. 1945
= *Angusia* G.F. Laundon 1964
= *Argomycetella* Syd. 1922
= *Scopella* Mains 1939
= *Scopellopsis* T.S. Ramakr. & K. Ramakr. 1947
Olivea Arthur 1917
= *Tegillum* Mains 1940
Telomapea G.F. Laundon 1967
Family Coleosporiaceae Dietel 1900
Ceropsora B.K. Bakshi & Suj. Singh 1960
Chrysomyxa Unger 1840
= *Barclayella* Dietel 1890
= *Coleosporium* subgen. *Melampsoropsis* J. Schröt. 1879
= *Hiratsukaia* Hara 1948
= *Melampsoropsis* (J. Schröt.) Sacc. 1888
= *Melampsoropsis* (J. Schröt.) Arthur 1906
= *Stilbechrysomyxa* M.M. Chen 1984
Coleosporium Lév. 1847
= *Erannium* Bonord. 1860
= *Stichopsora* Dietel 1899 [1900]

= *Synomyces* Arthur 1924
Diaphanopellis P.E. Crane 2005
Gallowaya Arthur 1906
Family Cronartiaceae Dietel 1900
Cronartium Fr. 1815
Endocronartium Y. Hirats. 1969
Peridermium (Link) J.C. Schmidt & Kunze 1817
Family Melampsoraceae Dietel 1897
Melampsora Castagne 1843
= *Chnoopsora* Dietel 1906
= *Mesopsora* Dietel 1922
= *Necium* Arthur 1907
= *Podocystis* Fr. 1849
= *Podosporium* Lév. 1847
Family Mikronegeriaceae Cummins & Y. Hirats. 1983
Blastospora Dietel 1908
= *Pelastoma* M. Salazar, A.A. Carvalho & J.F. Hennen 2012
Chrysocelis Lagerh. & Dietel 1914
= *Stomatisora* J.M. Yen 1971
Mikronegeria Dietel 1899
Family Phakopsoraceae Cummins & Hirats. f. 1983
Aeciure Buriticá & J.F. Hennen 1994
Arthuria H.S. Jacks. 1931
Cerotelium Arthur 1906
= *Catenulopsora* Mundk. 1943
Crossopsora Syd. & P. Syd. 1919
Dasturella Mundk. & Khesw. 1943
Kweilingia Teng 1940
= *Tunicopsora* Suj. Singh & P.C. Pandey 1971
Macabuna Buriticá & J.F. Hennen 1994
Monosporidium Barclay 1888
= *Kulkarniella* Gokhale & Patel 1952 [1951]
Newinia Thaung 1973
Nothoravenelia Dietel 1910
Phakopsora Dietel 1895
= *Angiopsora* Mains 1934
= *Bubakia* Arthur 1906
= *Batistopsora* Dianese, R.B. Medeiros & L.T.P. Santos 1993
= *Malupa* Y. Ono, Buriticá & J.F. Hennen 1992
= *Physopella* Arthur 1906
= *Stakmania* Kamat & Sathe 1968
= *Uredostilbe* Buriticá & J.F. Hennen 1994
= *Uredendo* Buriticá & J.F. Hennen 1994 [nom. inval.]
Phragmidiella Henn. 1905
= *Santapauella* Mundk. & Thirum. 1945
Pucciniostele Tranzschel & K.L. Kom. 1899
= *Klastopsora* Dietel 1904
= *Phragmostele* Clem. 1909
Scalarispora Buriticá & J.F. Hennen 1994
Uredopeltis Henn. 1908
Family Phragmidiaceae Corda 1837
Arthuriomyces Cummins & Y. Hirats. 1983
Campanulospora Salazar-Yepes, Pardo-Card. & Buriticá 2007
Gerwasia Racib. 1909
= *Mainsia* H.S. Jacks. 1931
Gymnoconia Lagerh. 1894
= *Kunkelia* Arthur 1917
Hamaspora Körn. 1877
= *Hamasporella* Höhn. 1912
Joerstadia Gjaerum & Cummins 1982
Kuehneola Magnus 1898
= *Spirechina* Arthur 1907
Morispora Salazar-Yepes, Pardo-Card. & Buriticá 2007
Phragmidium Link 1816
= *Ameris* Arthur 1906
= *Aregma* Fr. 1815
= *Earlea* Arthur 1906
= *Epitea* Fr. 1832
= *Frommea* Arthur 1917
= *Frommeëlla* Cummins & Y. Hirats. 1983
= *Lecythea* Lév. 1847
= *Phragmidium* A *Phragmidiopsis* G. Winter 1881 [1884]
= *Phragmidiopsis* (G. Winter) Mussat 1901
= *Teloconia* Syd. 1921
= *Trolliomyces* Ulbr. 1938
Physonema Lév. 1847
Scutelliformis Salazar-Yepes, Pardo-Card. & Buriticá 2007
Trachyspora Fuckel 1861
= *Trachysporella* Syd. 1921
Xenodochus Schltdl. 1826
Family Pileolariaceae Cummins & Y. Hirats. 1983
Atelocauda Arthur & Cummins 1933
Pileolaria Castagne 1842
= *Discospora* Arthur 1907
Skierka Racib. 1900
= *Ctenoderma* Syd. & P. Syd. 1919
Uromycladium McAlpine 1905
= *Macalpinia* Arthur 1906
Family Pucciniaceae Chevall. 1826
Allodus Arthur 1906
Chrysella Syd. 1926
Chrysocyclus Syd. 1925
= *Holwayella* H.S. Jacks. 1926
Chrysopsora Lagerh. 1892
Cleptomyces Arthur 1918
Coleopucciniella Hara ex Hirats. 1937
= *Coleopucciniella* Hara 1936
Corbulopsora Cummins 1940
Cumminsiella Arthur 1933

Cystopsora E.J. Butler 1910
Endophyllum Lév. 1826
Gymnosporangium R. Hedw. ex DC. 1805
= *Ceratitium* Rabenh. 1851
= *Ceratitium* Ces. 1879
= *Ciglides* Chevall. 1826
= *Gymnotelium* Syd. 1921
= *Podisoma* Link 1809
Kernella Thirum. 1949
= *Kernia* Thirum. 1946
Miyagia Miyabe ex Syd. & P. Syd. 1913
= *Peristemma* Syd. 1921
Polioma Arthur 1907
Puccinia Pers. 1794
= *Argomyces* Arthur 1912
= *Argotelium* Arthur 1906
= *Bullaria* DC. 1805
= *Coronotelium* Syd. 1921
= *Cutomyces* Thüm. 1878
= *Dicaeoma* Gray 1821
= *Eriosporangium* Bertero ex Ruschenb. 1831
= *Jackya* Bubák 1902
= *Leptinia* Juel 1897
= *Leptopuccinia* (G. Winter) Rostr. 1902
= *Lindrothia* Syd. 1922
= *Linkiella* Syd. 1921
= *Lysospora* Arthur 1906
= *Micropuccinia* Rostr. 1902
= *Persooniella* Syd. 1922
= *Pleomeris* Syd. 1921
= *Poliomella* Syd. 1922
= *Puccinia* subgen. *Leptopuccinia* G. Winter 1881 [1884]
= *Puccinidia* Mayr 1890
= *Rostrupia* Lagerh. 1889
= *Schroeterella* Syd. 1922
= *Sclerotelium* Syd. 1921
= *Solenodonta* Castagne 1845
= *Trailia* Syd. 1922
Ramakrishnania Ramachar & Bhagyan. 1979
Roestelia Rebent. 1804
= *Cancellaria* Brongn. 1825
= *Centridium* Chevall. 1826
Stereostratum Magnus 1899
Uromyces (Link) Unger 1833
= *Alveomyces* Bubák 1914
= *Capitularia* Rabenh. 1851
= *Coeomurus* Gray 1821
= *Dichlamys* Syd. & P. Syd. 1920 [1919]
= *Groveola* Syd. 1921
= *Haplopyxis* Syd. & P. Syd. 1920 [1919]
= *Haplotelium* Syd. 1922
= *Hypodermium* subgen. *Uromyces* Link 1816 [1815]
= *Klebahnia* Arthur 1906
= *Nielsenia* Syd. 1921
= *Ontotelium* Syd. 1921
= *Poliotelium* Syd. 1922
= *Puccinella* Fuckel 1860
= *Pucciniola* L. Marchand 1829
= *Teleutospora* Arthur & Bisby 1921
= *Telospora* Arthur 1906
= *Trochodium* Syd. & P. Syd. 1920 [1919]
= *Uromycopsis* Arthur 1906
Xenostele Syd. & P. Syd. 1921
Zaghouania Pat. 1901

Family Pucciniastraceae Gäum. ex Leppik 1972
Hyalopsora Magnus 1902
Melampsorella J. Schröt. 1874
Melampsoridium Kleb. 1899
Milesia F.B. White 1878
Milesina Magnus 1909
Naohidemyces S. Sato, Katsuya & Y. Hirats. 1993
Peridiopsora Kamat & Sathe 1969
Pucciniastrum G.H. Otth 1861
= *Calyptospora* J.G. Kühn 1869
= *Phragmopsora* Magnus 1875
= *Pomatomyces* Oerst. 1864
Thekopsora Magnus 1875
Uredinopsis Magnus 1893

Family Pucciniosiraceae Cummins & Y. Hirats. 1983
Alveolaria Lagerh. 1892
Baeodromus Arthur 1905
Ceratocoma Buriticá & J.F. Hennen 1991
Chardoniella F. Kern 1939
Cionothrix Arthur 1907
Didymopsora Dietel 1899
Dietelia Henn. 1897
= *Endophylloides* Whetzel & Olive 1917
= *Jacksonia* J.C. Lindq. 1970
= *Jacksoniella* J.C. Lindq. 1972
= *Jacksoniella* Kamat & Sathe 1972
= *Thirumalachariella* Sathe 1975 [1974]
Gambleola Massee 1898
Pucciniosira Lagerh. 1892
= *Aecidiella* Ellis & Kelsey 1897
= *Didymosira* Clem. 1909
= *Schizospora* Dietel 1895
Trichopsora Lagerh. 1892

Family Raveneliaceae Leppik 1972
Allotelium Syd. 1939
Anthomyces Dietel 1899
Anthomycetella Syd. & P. Syd. 1916
= *Reyesiella* Sacc. 1917
Apra J.F. Hennen & F.O. Freire 1979

Bibulocystis J. Walker, Beilharz, Pascoe & Priest 2006
Cumminsina Petr. 1955
Cystomyces Syd. 1926
Diabole Arthur 1922
Diabolidium Berndt 1995
Dicheirinia Arthur 1907
Diorchidiella J.C. Lindq. 1957
Diorchidium Kalchbr. 1882
= *Diphragmium* Boedijn (1960) [1959]
Endoraecium Hodges & D.E. Gardner 1984
= *Racospermyces* J. Walker 2001
Esalque J.F. Hennen, Figueiredo & A.A. Carvalho 2000
Hapalophragmium Syd. & P. Syd. 1901
= *Hapalophragmiopsis* Thirum. 1950
= *Triactella* Syd. 1921
Kernkampella Rajendren 1970
Lipocystis Cummins 1937
Nyssopsora Arthur 1906
= *Oplophora* Syd. 1921
Ravenelia Berk. 1853
= *Cephalotelium* Syd. 1921
= *Cystingophora* Arthur 1907
= *Cystotelium* Syd. 1921
= *Dendroecia* Arthur 1906
= *Haploravenelia* Syd. 1921
= *Longia* Syd. 1921
= *Neoravenelia* Long 1903
= *Pleoravenelia* Long 1903
Sphenospora Dietel 1892
Spumula Mains 1935
Triphragmiopsis Naumov 1914
= *Nyssopsorella* Syd. 1921
Triphragmium Link 1825
Ypsilospora Cummins 1941

Family Sphaerophragmiaceae Cummins & Y. Hirats. 1983
Austropuccinia Beenken 2017
Sphaerophragmium Magnus 1891

Family Uncolaceae Buriticá 2000
Calidion Syd. & P. Syd. 1919
Uncol Buriticá & P.A. Rodr. 2000

Family Uropyxidaceae (P. Syd. & Syd.) Cummins & Y. Hirats. 1983
Canasta A.A. Carvalho & J.F. Hennen 2010
Dasyspora Berk. & M.A. Curtis 1854
= *Sartvellia* Berk. 1857
Didymopsorella Thirum. 1950
= *Gymnopuccinia* K. Ramakr. 1951
Dipyxis Cummins & J.W. Baxter 1967
Kimuromyces Dianese, L.T.P. Santos, R.B. Medeiros & Furlan. 1995
Leucotelium Tranzschel 1935
Macruropyxis Azbukina 1972
Mimema H.S. Jacks. 1931
Ochropsora Dietel 1895
Phragmopyxis Dietel 1897
= *Tricella* Long 1912
Poliomopsis A.W. Ramaley 1987
Porotenus Viégas 1960
Prospodium Arthur 1907
= *Coinostelium* Syd. 1939
= *Nephlyctis* Arthur 1907
Sorataea Syd. 1930
= *Allopuccinia* H.S. Jacks. 1931
Tranzschelia Arthur 1906
= *Polythelis* Arthur 1906
= *Lipospora* Arthur 1942
Uropyxis J. Schröt. 1875
= *Calliospora* Arthur 1905

Pucciniales genera *incertae sedis*
Aecidiconium Vuill. 1892
Aecidiolum Unger 1833
Aecidium Pers. 1796
= *Sphaerotheca* Desv. 1817
= *Symperidium* Klotzsch 1843
Caeoma Link 1809
= *Hypodermium* Link 1815
Caetea Salazar-Yepes & A.A. Carvalho 2012
Cerradoa J.F. Hennen & Y. Ono 1978
Coleopuccinia Pat. 1889
= *Coleoma* Clem. 1909
Desmella Syd. & P. Syd. 1919 [1918]
Desmellopsis J.M. Yen 1969
Desmosorus Ritschel, Oberw. & Berndt 2005
Edythea H.S. Jacks. 1931
Elateraecium Thirum., F. Kern & B.V. Patil 1966
= *Hiratsukamyces* Thirum., F. Kern & B.V. Patil 1975
Flaminia Sacc. & P. Syd. 1902
Hemileia Berk. & Broome 1869
= *Hemileiopsis* Racib. 1900
= *Wardia* J.F. Hennen & M.M. Hennen 2003
Hennenia Buriticá 1995
Intrapes J.F. Hennen & Figueiredo 1979
Masseeëlla Dietel 1895
= *Kamatomyces* Sathe 1966
Mehtamyces Mundk. & Thirum. 1945
Phragmotelium Syd. 1921
Puccorchidium Beenken 2015
Schroeteriaster Magnus 1896
= *Uromycodes* Clem. 1909
Sphenorchidium Beenken 2015
Uraecium Arthur 1933
Uredo Pers. 1801

= *Mapea* Pat. 1906
= *Nigredo* (Pers.) Roussel 1806
= *Peridipes* Buriticá & J.F. Hennen 1994
= *Rubigo* (Pers.) Roussel 1806
= *Trichobasis* Lév., in Orbigny 1849
= *Uredo* Pers. 1801

Order Septobasidiales Couch ex Donk 1964

Family Septobasidiaceae Racib. 1909

Aphelariopsis Jülich 1982
Auriculoscypha D.A. Reid & Manim. 1985
Coccidiodictyon Oberw. 1989
Johncouchia S. Hughes & Cavalc. 1983
Septobasidium Pat. 1892
= *Ordonia* Racib. 1909
= *Campylobasidium* Lagerh. ex F. Ludw. 1892
= *Glenospora* Berk. & Desm. 1849
= *Mohortia* Racib. 1909
= *Rudetum* Lloyd 1919
Uredinella Couch 1937

Class Spiculogloeomycetes Q.M. Wang, F.Y. Bai, M. Groenew. & Boekhout 2015

Order Spiculogloeales R. Bauer, Begerow, J.P. Samp., M. Weiss & Oberw. 2006

Family Spiculogloeaceae Denchev 2009

Phyllozyma Q.M. Wang, F.Y. Bai, M. Groenew. & Boekhout 2015
Spiculogloea P. Roberts 1996

Class Tritirachiomycetes Aime & Schell 2011

Order Tritirachiales Aime & Schell 2011

Family Tritirachiaceae Aime & Schell 2011

Tritirachium Limber 1940
= *Spirotrichum* Saito ex J.F.H. Beyma 1940
Paratritirachium Beguin, Pyck & Detandt 2012

Pucciniomycotina genera *incertae sedis*

Kryptastrina Oberw. 1990
Paraphelaria Corner 1966
Zygogloea P. Roberts 1994

Subphylum Ustilaginomycotina Doweld 2001

Class Exobasidiomycetes Begerow, M. Stoll & R. Bauer 2007

Order Ceraceosorales Begerow, M. Stoll & R. Bauer 2007

Family Ceraceosoraceae Denchev & R.T. Moore 2009

Ceraceosorus B.K. Bakshi 1976

Order Doassansiales R. Bauer & Oberw. 1997

Family Doassansiaceae R.T. Moore ex P.M. Kirk, P.F. Cannon & J.C. David 2001

Burrillia Setch. 1891
= *Stereosorus* Sawada 1943
Doassansia Cornu 1883
= *Setchellia* Magnus 1896
Doassinga Vánky, R. Bauer & Begerow 1998
Entylomaster Vánky & R.G. Shivas 2006
Heterodoassansia Vánky 1993
Nannfeldtiomyces Vánky 1981
Narasimhania Thirum. & Pavgi 1952
Pseudodermatosorus Vánky 1999
Pseudodoassansia (Setch.) Vánky 1981
Pseudotracya Vánky 1999
Tracya Syd. & P. Syd. 1901
= *Cornuella* Setch. 1891
= *Tracyella* Zambett. 1970

Family Melaniellaceae R. Bauer, Vánky, Begerow & Oberw. 1999

Melaniella R. Bauer, Vánky, Begerow & Oberw. 1999

Family Rhamphosporaceae R. Bauer & Oberw. 1997

Rhamphospora D.D. Cunn. 1888

Order Entylomatales R. Bauer & Oberw. 1997

Family Entylomataceae R. Bauer & Oberw. 1997

Entyloma de Bary 1874
Tilletiopsis Derx 1948

Order Exobasidiales Henn. 1898

Family Brachybasidiaceae Gäum. 1926

Brachybasidium Gäum. 1922
Dicellomyces L.S. Olive 1945
Kordyana Racib. 1900
= *Lelum* Racib. 1900
Meira Boekhout, Scorzetti, Gerson & Sztejnb. 2003
Proliferobasidium J.L. Cunn. 1976

Family Cryptobasidiaceae Malençon ex Donk 1956

Acaromyces Boekhout, Scorzetti, Gerson & Sztejnb. 2003
Botryoconis Syd. & P.Syd. 1906
= *Cryptobasidium* Lendn. 1921
Clinoconidium Pat. 1898
Coniodictyum Har. & Pat. 1909
= *Hyalodema* Magnus 1910
Drepanoconis J. Schröt. & Henn. 1896
Phacellula Syd. 1927

Family Exobasidiaceae J. Schröt. 1888

Arcticomyces Savile 1959
Austrobasidium Palfner 2006
Exobasidium Woronin 1867
Muribasidiospora Kamat & Rajendren 1968

Family Graphiolaceae Clem. & Shear 1931

Graphiola Poit. 1824
= *Dacryodochium* P. Karst. 1896
= *Elpidophora* Ehrenb. ex Link 1824
= *Trichodesmium* Chevall. 1826
Stylina Syd. & P. Syd. 1921

Family Laurobasidiaceae Pinruan, Sommai, Suetrong, Somrith. & E.B.G. Jones 2018
Laurobasidium Jülich 1982
Order Georgefischeriales R. Bauer, Begerow & Oberw. 1997
Family Eballistraceae R. Bauer, Begerow, A. Nagler & Oberw. 2001
Eballistra R. Bauer, Begerow, A. Nagler & Oberw. 2001
Family Georgefischeriaceae R. Bauer, Begerow & Oberw. 1997
Georgefischeria Thirum. & Naras. 1963
Jamesdicksonia Thirum., Pavgi & Payak 1961
Family Gjaerumiaceae R. Bauer, M. Lutz & Oberw. 2005
Gjaerumia R. Bauer, M. Lutz & Oberw. 2005
Family Tilletiariaceae R.T. Moore 1980
Phragmotaenium R. Bauer, Begerow, A. Nagler & Oberw. 2001
Tilletiaria Bandoni & B.N. Johri 1972
Tolyposporella G.F. Atk. 1897
Order Golubeviales Q.M. Wang, Begerow, F.Y. Bai & Boekhout 2015
Family Golubeviaceae Q.M. Wang, F.Y. Bai, Begerow & Boekhout 2015
Golubevia Q.M. Wang, F.Y. Bai, Begerow & Boekhout 2015
Order Microstromatales R. Bauer & Oberw. 1997
Family Microstromataceae Jülich 1982
Microstroma Niessl 1861
= *Helostroma* Pat. 1902
= *Leptophyma* Sacc. 1889
Family Quambalariaceae Z.W. de Beer, Begerow & R. Bauer 2006
Quambalaria J.A. Simpson 2000
Family Volvocisporiaceae Begerow, R. Bauer & Oberw. 2001
Volvocisporium Begerow, R. Bauer & Oberw. 2001
Microstromatales genera *incertae sedis*
Jaminaea Sipiczki & Kajdacsi ex T. Kij. & Aime 2017
Parajaminaea T. Kij. & Aime 2017
Pseudomicrostroma T. Kij. & Aime 2017
Sympodiomycopsis Sugiy., Tokuoka & Komag. 1991
Order Robbauerales Boekhout, Begerow, Q.M. Wang & F.Y. Bai 2015
Family Robbaueraceae Boekhout, Begerow, Q.M. Wang & F.Y. Bai 2015
Robbauera Boekhout, Begerow, Q.M. Wang & F.Y. Bai 2015
Order Tilletiales Kreisel ex R. Bauer & Oberw. 1997
Family Erratomycetaceae Denchev & T. Denchev 2013
Erratomyces M. Piepenbr. & R. Bauer 1997
Family Tilletiaceae J. Schröt. 1887
Conidiosporomyces Vánky 1992
Ingoldiomyces Vánky 1996
Neovossia Körn. 1879
= *Vossia* Thüm. 1879
Oberwinkleria Vánky & R. Bauer 1995
Salmacisia D.R. Huff & A. Chandra 2008
Tilletia Tul. & C. Tul. 1847
Class Malasseziomycetes Q.M. Wang & F.Y. Bai 2014
Order Malasseziales R.T. Moore 1980
Family Malasseziaceae Denchev & R.T. Moore 1980
Malassezia Baillon 1889
= *Pityrosporum* Sabour. 1904
Class Moniliellomycetes Q.M. Wang, F.Y. Bai & Boekhout 2014
Order Moniliellales Q.M. Wang, F.Y. Bai & Boekhout
Family Moniliellaceae Q.M. Wang, F.Y. Bai & Boekhout
Moniliella Stolk & Dakin 1966
Class Ustilaginomycetes R. Bauer, Oberw. & Vánky 1997
Uleiellales Garnica, K. Riess, M. Schön, H. Butin, M. Lutz, Oberw. & R. Bauer 2016
Family Uleiellaceae Vánky 2001
Uleiella J. Schröt. 1894
= *Ulea* J. Schröt. 1892
Order Urocystidales R. Bauer & Oberw. 1997
Family Doassansiopsidaceae Begerow, R. Bauer & Oberw. 1998
Doassansiopsis (Setch.) Dietel 1897
Family Fereydouniaceae S. Nasr, Soudi, H.D.T. Nguyen, M. Lutz & Piątek 2014
Fereydounia S. Nasr, M.R. Soudi, H.D.T. Nguyen, M. Lutz & Piątek 2014
Family Floromycetaceae S. Nasr, Soudi, H.D.T. Nguyen, M. Lutz & Piątek 2014
Antherospora R. Bauer, M. Lutz, Begerow, Piątek & Vánky 2008
Floromyces Vánky, M. Lutz & R. Bauer 2008
Family Glomosporiaceae Cif. 1963
Thecaphora Fingerh. 1836
= *Angiosorus* Thirum. & M.J. O'Brien 1974
= *Poikilosporium* Dietel 1897
= *Sorosporium* F. Rudolphi 1829
= *Thecaphorella* H. Scholz & I. Scholz 1988

= *Tothiella* Vánky 1999
Family Mycosyringaceae R. Bauer & Oberw. 1997
Mycosyrinx Beck 1894
Family Urocystidaceae Begerow, R. Bauer & Oberw. 1998
Flamingomyces R. Bauer, M. Lutz, Piątek, Vánky & Oberw. 2007
Melanoxa M. Lutz, Vánky & R. Bauer 2013
Melanustilospora Denchev 2003
Mundkurella Thirum. 1944
Urocystis Rabenh. ex Fuckel 1870
= *Ginanniella* Cif. 1938
= *Polycystis* Lév. 1846
= *Polysaccopsis* Henn. 1898
= *Tuburcinia* Fr. 1832
= *Tuburcinia* Woronin 1882
= *Tuburciniella* Zambett. 1970
Ustacystis Zundel 1945
= *Whetzelia* Zundel 1945
Vankya Ershad 2000
Order Ustilaginales G. Winter 1880
Family Anthracoideaceae Denchev 1997
Anthracoidea Bref. 1895
= *Cintractiomyxa* Golovin 1952
Cintractia Cornu 1883
Dermatosorus Sawada ex L. Ling 1949
= *Zundelula* Thirum. & Naras. 1952
Farysia Racib. 1909
= *Elateromyces* Bubák 1912
Farysporium Vánky 1999
Heterotolyposporium Vánky 1997
Kuntzeomyces Henn. ex Sacc. & P. Syd. 1899
= *Didymochlamys* Henn. 1897
= *Perichlamys* Clem. & Shear 1931
Leucocintractia M. Piepenbr., Begerow & Oberw. 1999
Moreaua Liou & H.C. Cheng 1949
Orphanomyces Savile 1974
Pilocintractia Vánky 2004
Planetella Savile 1951
Portalia V. González, Vánky & Platas 2007
Schizonella J. Schröt. 1877
Stegocintractia M. Piepenbr., Begerow & Oberw. 1999
Testicularia Klotzsch 1832
Tolyposporium Woronin ex J. Schröt. 1887
Trichocintractia M. Piepenbr. 1995
Ustanciosporium Vánky 1999
= *Gymnocintractia* M. Piepenbr., Begerow & Oberw. 1999
Family Cintractiellaceae Vánky 2003
Cintractiella Boedijn 1937
Family Clintamraceae Vánky 2001
Clintamra Cordas & Durán 1977
Family Geminaginaceae Vánky 2001
Geminago Vánky & R. Bauer 1996
Family Melanotaeniaceae Begerow, R. Bauer & Oberw. 1998
Exoteliospora R. Bauer, Oberw. & Vánky 1999
Melanotaenium de Bary 1874
Yelsemia J. Walker 2001
Family Pericladiaceae Vánky 2011
Pericladium Pass. 1875
= *Xylosorium* Zundel 1939
Family Ustilaginaceae Tul. & C. Tul. 1847
Ahmadiago Vánky 2004
Aizoago Vánky 2013
Anomalomyces Vánky, M. Lutz & R.G. Shivas 2006
Anthracocystis Bref. 1912
Bambusiomyces Vánky 2011
Centrolepidosporium R.G. Shivas & Vánky 2007
Dirkmeia F.Y. Bai, Q.M. Wang, Begerow & Boekhout 2015
Eriocaulago Vánky 2005
Eriomoeszia Vánky 2005
Eriosporium Vánky 2005
Franzpetrakia Thirum. & Pavgi 1957
Kalmanozyma Q.M. Wang, F.Y. Bai, Begerow & Boekhout 2015
Langdonia McTaggart & R.G. Shivas 2012
Macalpinomyces Langdon & Full. 1977
= *Endosporisorium* Vánky 1995
Melanopsichium Beck 1894
Moesziomyces Vánky 1977
= *Tolyposporidium* Thirum. & Neerg. 1978
Mycosarcoma Bref. 1912
Parvulago R. Bauer, M. Lutz, Piątek, Vánky & Oberw. 2007
Pattersoniomyces Piątek, M. Lutz & C.A. Rosa 2017
Pseudozyma Bandoni 1985
Shivasia Vánky, M. Lutz & Piątek 2012
Sporisorium Ehrenb. ex Link 1825
= *Endothlaspis* Sorokīn 1884
Stollia McTaggart & R.G. Shivas 2012
Tranzscheliella Lavrov 1936
Triodiomyces McTaggart & R.G. Shivas 2012
Ustilago (Pers.) Roussel 1806
= *Crozalsiella* Maire 1917
= *Farinaria* Sowerby 1803
= *Pericoelium* Bonord. 1851
= *Tubisorus* Vánky & M. Lutz 2011
= *Ustilagidium* Herzberg 1895
= *Yenia* Liou 1949
Yunchangia L. Guo & B. Xu 2013

Family Websdaneaceae Vánky 2001
Restiosporium Vánky 2000
Websdanea Vánky 1997
Order Violaceomycetales Albu, Toome & Aime 2015
Family Violaceomycetaceae Albu, Toome & Aime 2015
Violaceomyces Albu, Toome & Aime 2015
Ustilaginomycetes genera *incertae sedis*
Capitulocladosporium L.Y. Sun, X. Sun & L.D. Guo 2017
Eriocortex Vánky & R.G. Shivas 2013
Subphylum Wallemiomycotina Doweld 2014
Class Wallemiomycetes Zalar, de Hoog & Schroers 2005
Order Geminibasidiales H.D.T. Nguyen, N.L. Nick. & Seifert 2013
Family Geminibasidiaceae H.D.T. Nguyen, N.L. Nick. & Seifert 2013
Basidioascus Matsush. 2003
Geminibasidium H.D.T. Nguyen, N.L. Nick. & Seifert 2013
Order Wallemiales Zalar, de Hoog & Schroers 2005
Family Wallemiaceae R.T. Moore 1996
Wallemia Johan-Olsen 1887
= *Bargellinia* Borzí 1888
= *Hemispora* Vuill. 1906
Wallemiomycetes genus *incertae sedis*
Chernovia A.M. Yurkov & Begerow 2016
Basidiomycota genera *incertae sedis*
Anastomyces W.P. Wu, B. Sutton & Gange 1997
Anguillomyces Marvanová & Bärl. 2000
Arcispora Marvanová & Bärl. 1998
Arrasia Bernicchia, Gorjón & Nakasone 2011
Bartheletia G. Arnaud ex Scheuer, R. Bauer, M. Lutz, Stabenth., Melnik & Grube 2008
= *Bartheletia* G. Arnaud 1954
Brevicellopsis Hjortstam & Ryvarden 2008
Celatogloea P. Roberts 2005
Cystogloea P. Roberts 2006
Microstella K. Ando & Tubaki 1984
Neotyphula Wakef. 1934
Radulodontia Hjortstam & Ryvarden 2008
Restilago Vánky 2008

Notes of genera in Basidiomycota

Abortiporus Murrill 1904, Podoscyphaceae, Polyporales, Agaricomycetes, asexual morph *Sporotrichopsis* Stalpers 2000, four species, type species *A. distortus* (Schwein.) Murrill (current name: *A. biennis* (Bull.) Singer), basidioma pileate-stipitate, hymenophore poroid to daedaleoid, terrestrial or wood-rotting, white rot, widespread, see Kirk et al. 2013 (genus accepted), sequence data available, see Justo et al. 2017 (phylogeny, Polyporales), new sp. see Læssøe and Ryvarden 2010a (morphology, Ecuador).

Abrachium Baseia & T.S. Cabral 2012, Phallaceae, Phallales, Agaricomycetes, asexual morph unknown, one species, type species *A. floriforme* (Baseia & Calonge) Baseia & T.S. Cabral, saprobic, terrestrial, Brazil, sequence data available, see Cabral et al. 2012 (monograph).

Abstoma G. Cunn. 1926, Agaricaceae, Agaricales, Agaricomycetes, asexual morph unknown, eight species, type species *A. purpureum* (Lloyd) G. Cunn., terrestrial, saprobic, worldwide, see Moreno et al. 2007 (new combination of *A. stuckertii*), see Kirk et al. 2013 (genus accepted), sequence data available, see Bidartondo et al. 2009 (taxonomy).

Abundisporus Ryvarden 1999, Polyporaceae, Polyporales, Agaricomycetes, asexual morph unknown, eight species, type species *A. fuscopurpureus* (Pers.) Ryvarden, basidioma resupinate to pileate, hymenophore poroid, wood-rotting, white rot, worldwide, see Kirk et al. 2013 (genus accepted), sequence data available, see Robledo et al. 2009 (phylogeny), Li and Cui 2013b (phylogeny), Zhao et al. 2013b (morphology, China), Jargalmaa et al. 2015 (Korea), Jang et al. 2016 (polyporoid fungi, corticioid fungi, Korea), new sp. see Zhao et al. 2015b (phylogeny, monograph, China).

Acanthobasidium Oberw. 1965, Stereaceae, Russulales, Agaricomycetes, asexual morph unknown, six species, type species *A. delicatus* (Wakef.) Oberw. ex Jülich, wood-rotting, Europe, genus accepted, see Kirk et al. 2013, sequence data available, new spp. and new combination see Dai and He 2017 (phylogeny, *Aleurodiscus* s.l., China).

Acanthocorticium Baltazar, Gorjón & Rajchenb. 2015, *incertae sedis*, Agaricales, Agaricomycetes, asexual morph unknown, one species, type species *A. brueggemannii* Baltazar, Gorjón & Rajchenb., South Brazil, basidioma resupinate, adnate, cartilaginous, hymenophore smooth to poroid, sequence data available, see Baltazar et al. 2015 (phylogeny, Brazil).

Acanthofungus Sheng H. Wu, Boidin & C.Y. Chien 2000, Stereaceae, Russulales, Agaricomycetes, asexual morph unknown, six species, type species *A. rimosus* Sheng H. Wu, Boidin & C.Y. Chien, saprobes, worldwide, see Wu et al. 2000 (taxonomy), sequence data available, see Wu et al. 2001 (phylogeny).

Acantholichen P.M. Jørg. 1998, Hygrophoraceae, Agaricales, Agaricomycetes, asexual morph unknown, six species, type species *A. pannarioides* P.M. Jørg., lichenized, see Kirk et al. 2013 (genus accepted), sequence data available, new spp. see Dal-Forno et al. 2016 (South and Central America).

Acanthophysellum Parmasto 1967, Stereaceae, Russulales, Agaricomycetes, asexual morph unknown, 14 species, type species *A. lividocoeruleum* (P. Karst.) Parmasto, wood-rotting, worldwide, genus accepted, see Kirk et al. 2013, sequence data available, see Dai and He 2017 (phylogeny, *Aleurodiscus s. l.*).

Acanthophysium (Pilát) G. Cunn. 1963, Stereaceae, Russulales, Agaricomycetes, asexual morph unknown, c. 20 species, worldwide, crust fungus, see Kirk et al. 2013 (genus accepted), sequence data available, see Vu et al. 2019 (DNA sequences).

Acaromyces Boekhout, Scorzetti, Gerson & Sztejnberg 2003, Cryptobasidiaceae, Exobasidiales, Exobasidiomycetes, one species, known only from saprobic yeast states, anamorphic genus, plant material, Israel, Japan, Vietnam, see Kurtzman et al. 2011 (taxonomy), cultures available, sequence data available, see Begerow et al. 2014 (taxonomy), Wang et al. 2015c (phylogeny).

Achrotelium Syd. 1928, Chaconiaceae, Pucciniales, Pucciniomycetes, five species, type species *A. ichnocarpi* Syd., biotrophic on Apocynaceae, Sapotaceae, Urticaceae, terrestrial, Africa, Cuba, Philippines, sequence data unavailable, see Kirk et al. 2013 (genus accepted).

Acinophora Raf. 1808, *incertae sedis*, Agaricales, Agaricomycetes, asexual morph unknown, one species, type species *A. aurantiaca* Raf., sequence data unavailable, see Kirk et al. 2008.

Acladium Link 1809, Botryobasidiaceae, Cantharellales, Agaricomycetes, sexual morph unknown, 20 species, type species *A. conspersum* Link, polyphyletic across orders, in need of modern interpretation, sequence data unavailable, see Kirk et al. 2013 (genus accepted).

Actiniceps Berk. & Broome 1876, Pterulaceae, Agaricales, Agaricomycetes, asexual morph unknown, six species, type species *A. thwaitesii* Berk. & Broome, saprobes, worldwide, see Kirk et al. 2013 (genus accepted), sequence data available, see Dentinger and McLaughlin 2006 (phylogeny).

Acutocapillitium P. Ponce de León 1976, Agaricaceae, Agaricales, Agaricomycetes, asexual morph unknown, three species, type species *A. torrendii* (Lloyd) P. Ponce de León, tropical America, Spain, sequence data unavailable, see Kirk et al. 2013 (genus accepted).

Aecidiconium Vuill. 1892, *incertae sedis*, Pucciniales, Pucciniomycetes, one species, type species *A. bartetii* Vuill., France, sequence data unavailable, see Kirk et al. 2013 (genus accepted).

Adustoporia Audet 2017, Fomitopsidaceae, Polyporales, Agaricomycetes, asexual morph unknown, one species, type species *A. sinuosa* (Fr.) Audet, basidioma resupinate, sequence data available, see Ortiz-Santana et al. 2013 (antrodia clade of Polyporales, phylogeny), Spirin et al. 2015d (phylongeny, *Antrodia s. s.*), Audet 2017d (new combination).

Aecidiolum Unger 1833, *incertae sedis*, Pucciniales, Pucciniomycetes, twelve species, type species *A. exanthematicum* Unger, sequence data unavailable, see Kirk et al. 2013 (genus accepted).

Aecidium Pers. 1796 (= *Sphaerotheca* Desv. 1817; = *Symperidium* Klotzsch 1843), *incertae sedis*, Pucciniales, Pucciniomycetes, asexual morph particularly of *Puccinia*, *Tranzschelia*, *Uromyces*, c. 800 species, type species *A. berberidis* Pers., biotrophic on many plant families, terrestrial, worldwide, see Azbukina and Gjærum 2008 (new variety, nom. inval.), Hernández and Cline 2010 (new name), Hernández and Cline 2010 (replaced *Aecidium dioscoreae* J.C. Lindq., nom. illeg. with *Aecidium tumbayensis*), Jage et al. 2010 (new variety, nom. inval.), Kirk et al. 2013 (genus accepted), sequence data available, see Van Der Merwe et al. 2008 (coevolution, *Puccinia*/*Uromyces*), Morin et al. 2009 (species hybrid of *Puccinia lagenophorae*, phylogeny), Padamsee and McKenzie 2017 (phylogeny, New Zealand), new spp. see Kavale and Patil 2008, Sultan et al. 2008, Walker and van der Merwe 2009, Mohanan 2010, Berndt 2013a (account of rust fungi in French Guiana), Beenken 2014, Duarte et al. 2016.

Aeciure Buriticá & J.F. Hennen 1994, Phakopsoraceae, Pucciniales, Pucciniomycetes, one species, type species *A. crotonis* (Henn.) Buriticá & J.F. Hennen, biotrophic on Euphorbiaceae, terrestrial, Brazil, see Cummins and Hiratsuka 2003 (synonym of *Caeoma*), new spp. see Yepes and Céspedes 2008 (*Aeciure ancizari* = *Puccinia ancizari* Mayor), sequence data unavailable, see Kirk et al. 2013 (genus accepted).

Aegeritopsis Höhn. 1903, *incertae sedis*, Polyporales, Agaricomycetes, sexual morph unknown, one species, type species *A. nulliporoides* Höhn, wood-rotting, sequence data unavailable, see Kirk et al. 2008.

Aegis Gómez-Montoya, Rajchenb. & Robledo 2017, Grifolaceae, Polyporales, Agaricomycetes, asexual morph unknown, one species, type species *A. boa* Gómez-Montoya, Rajchenb. & Robledo, basidioma resupinate, effused-reflexed to pileate, hymenophore poroid, wood-rotting, white rot, sequence data available, see Gómez-Montoya et al. 2017b (phylogeny, Argentina).

Aeruginospora Höhn. 1908, Hygrophoraceae, Agaricales, Agaricomycetes, asexual morph unknown, two species, type species *A. singularis* Höhn., Australia, Southeast Asia, see Kirk et al. 2013 (genus accepted), sequence data unavailable, see Lodge et al. 2014 (phylogeny, monograph, Hygrophoraceae).

Afroboletus Pegler & T.W.K. Young 1981, Boletaceae, Boletales, Agaricomycetes, asexual morph unknown, eight species, type species *A. pterosporus* (Singer) Pegler & T.W.K. Young, mostly stipitate-pileate, ectomycorrhizal,

Africa, *A. luteolus* reported edible and consumed see Boa 2004, Kirk et al. 2013 (genus accepted), sequence data available, see Han et al. 2017 (new, sequestrate species, Zambia), Sato et al. 2017 (phylogeny, biogeography), Crous et al. 2018b (new species, Vietnam, generic placement doubtful).

Afrocastellanoa M.E. Sm. & Orihara 2017, Boletaceae, Boletales, Agaricomycetes, asexual morph unknown, one described species but DNA evidence of more, type species *A. ivoryana* (Castellano, Verbeken & Thoen) M.E. Sm. & Orihara, sequestrate, ectomycorrhizal, Africa, sequence data available, see Orihara and Smith 2017 (phylogeny).

Agaricochaete Eichelb. 1906, Pleurotaceae, Agaricales, Agaricomycetes, asexual morph unknown, four species, type species *A. mirabilis* Eichelb., Africa, Asia, sequence data unavailable, see Kirk et al. 2013 (genus accepted).

Agaricostilbum J.E. Wright 1970, Agaricostilbaceae, Agaricostilbales, Agaricostilbomycetes, sexual and asexual morph known, c. four species, type species *A. palmicola* J.E. Wright, sequence data available, see Kurtzman et al. 2011 (taxonomy), McLaughlin et al. 2017 (phylogeny, evolution).

Agaricus L. 1753, Agaricaceae, Agaricales, Agaricomycetes, asexual morph unknown, c. 500 species, type species *A. campestris* L., six subgenera: *Minores*, *Minoriopsis*, *Flavoagaricus*, *Spissicaules*, *Pseudochitonia*, *Agaricus*, 23 sections, agaricoid, sequestrate, saprobes, terrestrial, worldwide, some species edible, button mushroom (*A. bisporus* (J.E. Lange) Imbach), see Largeteau et al. 2011 (cultivation), Dai et al. 2010b (China, edible mushrooms), Kirk et al. 2013 (genus accepted), sequence data available, see Geml et al. 2004, 2008a (North America, arctic and boreal spp.), Kerrigan et al. 2008 (section *Bivelares*), Parra 2008 (Europe, monograph), Zhao et al. 2011 (phylogeny), Lebel and Syme 2012 (Australia, sequestrate species), Parra 2013 (Europe, monograph), Chen et al. 2015a (section *Brunneopicti*), Kerrigan 2016 (North America, monograph), Zhao et al. 2016f (phylogeny, taxonomy), Zhou et al. 2016c (section *Xanthodermatei*, phylogeny), new spp. see Parra et al. 2011 (Italy), Chen et al. 2012a, 2017b (Thailand, subgenus *Minores*, Europe, Greater Mekong Subregion), Lebel and Syme 2012 (Australia), Wisitrassameewong et al. 2012 (Thailand, *A. subrufescens*), Zhao et al. 2012, 2013d (Thailand), Lebel et al. 2013 (Australia), Li et al. 2014e (China), Karunarathna et al. 2014 (Thailand), Thongklang et al. 2014 (tropical Asia), (Thailand), Parra et al. 2014 (Spain), Gui et al. 2015 (China), He and Zhao 2015 (China), Wang et al. 2015j (China), Bates et al. 2016 (new combinations), Drewinski et al. 2017 (Brazil), He et al. 2017a, 2018a, b (section *Minores*, China, Thailand, new section), Angelini et al. 2018 (Caribbean).

Agrocybe Fayod 1889, Strophariaceae, Agaricales, Agaricomycetes, asexual morph unknown, c. 100 species, type species *A. praecox* (Pers.) Fayod, worldwide, some species edible [*A. aegerita* (V. Brig.) Singer (current name: *Cyclocybe aegerita* (V. Brig.) Vizzini)], see Hall et al. 2003 (edible mushrooms), Dai et al. 2010b (Chinese edible mushrooms), Chen et al. 2012c (China, *A. aegerita*), Kirk et al. 2013 (genus accepted), sequence data available, Malysheva and Kiyashko 2011 (Russia, *A. pediades*), new spp. see Uhart and Albertó 2009 (mating tests).

Agrogaster D.A. Reid 1986, Bolbitiaceae, Agaricales, Agaricomycetes, asexual morph unknown, one species, type species *A. coneae* D.A. Reid, terrestrial, New Zealand, sequence data unavailable, see Kirk et al. 2013 (genus accepted).

Ahmadiago Vánky 2004, Ustilaginaceae, Ustilaginales, Ustilaginomycetes, one species, type species plant parasite on Euphorbiaceae, India, cultures unavailable, sequence data unavailable, see Vánky 2004 (description).

Aizoago Vánky 2013, Ustilaginaceae, Ustilaginales, Ustilaginomycetes, two species, type species *A. tetragoniae* Vánky & R.G. Shivas, plant parasites (stems, fruits) on *Tetragonia* spp. (Aizoaceae), Australia, cultures unavailable, sequence data unavailable, see Vanky and Shivas 2013 (description).

Akenomyces G. Arnaud ex D. Hornby 1984, *incertae sedis*, *incertae sedis*, Agaricomycetes, one species, type species *A. costatus* D. Hornby, Europe, sequence data unavailable, see Kirk et al. 2013 (genus accepted).

Albatrellopsis Teixeira 1993, Albatrellaceae, Russulales, Agaricomycetes, asexual morph unknown, eight species, type species *A. confluens* (Alb. & Schwein.) Teixeira, basidioma piletae-stipitate, confluent, hymenophore poroid, ectomycorrhizal, edible species (*A. confluens*), see Zheng and Liu 2008 (China), sequence data available, see Audet 2010 (phylogeny).

Albatrellus Gray 1821, Albatrellaceae, Russulales, Agaricomycetes, asexual morph unknown, 22 species, type species *A. albidus* Gray, worldwide, basidioma piletae-stipitat, hymenophore poroid, fleshy, ectomycorrhizal, some species poisonous [*A. dispansus* (Lloyd) Canf. et Gilb], see Bau et al. 2014 (poisonous mushrooms, China), some species edible (*A. yunnanensis* H.D. Zheng & P.G. Liu, *A. zhuangii* Y.C. Dai & Juan Li), see Dai et al. 2010b (edible mushrooms, China), and *A. ellisii* (Berk.) Pouzar, called "bull tongue" and *A. subrubescens* (Murrill) Pouzar, are sold in Mexico markets), Kirk et al. 2013 (genus accepted), sequence data available, see Gordon and Apple 2011 (genetic markers), Dentinger et al. 2011 (DNA barcode markers), Vadthanarat et al. 2017 (Thailand), new spp. see Cui et al. 2008 (China), Khan et al. 2018 (Pakistan).

Albomagister Sánchez-García, Birkebak & Matheny 2014, Tricholomataceae, Agaricales, Agaricomycetes, asexual morph unknown, two species, type species *A. subaustralis* (A.H. Sm. & Hesler) Sánchez-García, Birkebak & Matheny, North America and Europe, sequence data available, see Sánchez-García et al. 2014 (taxonomy), new spp. see Moreau et al. 2015a (Corsica).

Aldridgea Massee 1892, *incertae sedis*, *incertae sedis*, Agaricomycetes, asexual morph unknown, one species, type species *A. gelatinosa* Massee, sequence data unavailable, see Kirk et al. 2008.

Alessioporus Gelardi, Vizzini & Simonini 2014, Boletaceae, Boletales, Agaricomycetes, asexual morph unknown, two species, type species *A. ichnusanus* (Alessio, Galli & Littini) Gelardi, Vizzini & Simonini, stipitate-pileate when mature, development secondary angiocarpic, ectomycorrhizal, Europe, North America, sequence data available, see Gelardi et al. 2014b (taxonomy), Frank et al. 2017 (North America, new spp.).

Aleurobotrys Boidin 1986, Stereaceae, Russulales, Agaricomycetes, asexual morph unknown, ten species, type species *A. botryosus* (Burt) Boidin, Lanq. & Gilles, see Kirk et al. 2013 (genus accepted), sequence data available, see Dai and He 2017 (phylogeny, *Aleurodiscus s. l.*).

Aleurocystidiellum P.A. Lemke 1964, *incertae sedis*, Russulales, Agaricomycetes, asexual morph unknown, three species, type species *A. subcruentatum* (Berk. & M.A. Curtis) P.A. Lemke, worldwide, see Kirk et al. 2013 (genus accepted), sequence data available, see Dai and He 2017 (phylogeny, *Aleurodiscus s. l.*).

Aleurocystis Lloyd ex G. Cunn. 1956, *incertae sedis*, Agaricales, Agaricomycetes, asexual morph unknown, three species, type species *A. hakgallae* (Berk. & Broome) G. Cunn., worldwide, see Kirk et al. 2013 (genus accepted), sequence data available, see Giraldo et al. 2017 (phylogeny).

Aleurodiscus Rabenh. Ex J. Schröt. 1888, Stereaceae, Russulales, Agaricomycetes, asexual morph unknown, 27 species, type species *A. amorphus* (Pers.) J. Schröt., worldwide, some species medicinal use (*A. amorphus* Rabenh), see Dai and Yang 2008 (medicinal mushrooms, China), Kirk et al. 2013 (genus accepted), sequence data available, see Dai and He 2017 (phylogeny, *Aleurodiscus s. l.*).

Aleuromyces Boidin & Gilles 2002, Stereaceae, Russulales, Agaricomycetes, asexual morph unknown, one species, type species *A. gabonicus* (Boidin, Lanq. & Gilles) Boidin & Gilles, Gabon, sequence data unavailable, see Kirk et al. 2008.

Allantula Corner 1952, Pterulaceae, Agaricales, Agaricomycetes, asexual morph unknown, one species, type species *A. diffusa* Corner, terrestrial, Brazil, sequence data unavailable, see Kirk et al. 2013 (genus accepted).

Allescheriella Henn. 1897, Botryobasidiaceae, Cantharellales, Agaricomycetes, sexual morph *Botryobasidium* Donk 1931, see Gónzalez et al. 2016, five species, type species *A. uredinioides* Henn., widespread, polyphyletic across orders, in need of modern interpretation, sequence data unavailable, see Kirk et al. 2008.

Alloclavaria Dentinger & D.J. McLaughlin 2007, Rickenellaceae, Hymenochaetales, Agaricomycetes, asexual morph unknown, one species, type species *A. purpurea* (Fr.) Dentinger & D.J. McLaughlin, Europe, sequence data available, see Dentinger and McLaughlin 2006 (taxonomy).

Allodus Arthur 1906, Pucciniaceae, Pucciniales, Pucciniomycetes, one species, type species *A. podophylli* (Schwein.) Arthur, biotrophic on Berberidaceae, terrestrial, eastern Canada and USA, ?China, sequence data available, see Minnis et al. 2012 (genus resurrected, neotype designated, lectotype designated, molecular analysis).

Allotelium Syd. 1939, Raveneliaceae, Pucciniales, Pucciniomycetes, one species, type species *A. mirabile* Syd., biotrophic on Fabaceae, terrestrial, South America (Ecuador), sequence data unavailable, see Kirk et al. 2013 (genus accepted).

Alpova C.W. Dodge 1931, Paxillaceae, Boletales, Agaricomycetes, asexual morph unknown, 16 species, type species *A. cinnamomeus* C.W. Dodge, ectomycorrhizal, see Kirk et al. 2013 (genus accepted), widespread, sequence data available, see Vizzini et al. 2010b (phylogeny), Rochet et al. 2011 (Europe, host, phylogeny), new spp. see Moreau et al. 2011, 2013 (Europe), Hayward et al. 2014 (North America).

Alutaceodontia (Parmasto) Hjortstam & Ryvarden 2002, Schizoporaceae, Hymenochaetales, Agaricomycetes, asexual morph unknown, one species, type species *A. alutacea* (Fr.) Hjortstam & Ryvarden, sequence data unavailable, see Kirk et al. 2008.

Alveolaria Lagerh. 1891 [1892], Pucciniosiraceae, Pucciniales, Pucciniomycetes, two species, type species *A. cordiae* Lagerh., biotrophic on Boraginaceae, terrestrial, South America (Ecuador), sequence data unavailable, see Kirk et al. 2013 (genus accepted).

Alysidium Kunze 1817, Botryobasidiaceae, Cantharellales, Agaricomycetes, sexual morph *Botryobasidium* see Gónzalez et al. 2016, four species, type species *A. fulvum* Kunze & J.C. Schmidt, Europe, polyphyletic across orders, in need of modern interpretation on morphology, sequence data unavailable, see Kirk et al. 2008.

Amanita Pers. 1797, Amanitaceae, Agaricales, Agaricomycetes, asexual morph unknown, c. 570 species, type species *A. muscaria* (L.) Lam., most species ectomycorrhizal, some saprobic, agaricoid or secotioid, terrestrial, three subgenera: *Amanita*, *Amanitina* and *Lepidella*, eleven sections, worldwide, several species lethal (*A. phalloides*

(Fr.: Fr.) Link), some species edible (*A. caesarea* (Scop.) Pers.), see Hall et al. 2003 (edible mushrooms), Dai et al. 2010b (Chinese edible mushrooms), Justo et al. 2010 (secotioid and gasteroid taxa), Kirk et al. 2013 (genus accepted), sequence data available, see Geml et al. 2008b (*A. muscaria* species complex, phylogeography), Sanmee et al. 2008 (Northern Thailand), Menolli et al. 2009a, b (Brazil), Zhang et al. 2010a (monograph, phylogeny, keys), Cai et al. 2014 (phylogeny, biogeography), Sánchez-Ramírez et al. 2015 (sect. *Caesareae*, biogeography), Tang et al. 2015 (tropical Africa, section *Vaginatae* s.l.), Cai et al. 2016 (review, China, lethal *Amanita*), Tulloss et al. 2016 (taxonomy), Cui et al. 2018 (phylogeny), new spp. see Wartchow et al. 2009 (Brazil), Tulloss et al. 2011 (Central America), Bojantchev and Davis 2013 (North America), Davison et al. 2013 (Australia), Li and Cai 2014 (China), Davison et al. 2015 (Australia), Hosen et al. 2015 (Bangladesh), Li et al. 2015b (China), Wartchow et al. 2015a (Brazil), Thongbai et al. 2016, 2017a (Thailand), Wartchow and Cortez 2016 (Brazil), Truong et al. 2017a (South America, sequestrate spp.), Ebika and Yorou 2017 (Africa), Hosen et al. 2018b (India), Fraiture et al. 2019 (Africa).

Amaropostia B.K. Cui, L.L. Shen & Y.C. Dai 2019, *incertae sedis*, Polyporales, Agaricomycetes, asexual morph unknown, two species, type species *A. stiptica* (Pers.) B.K. Cui, L.L. Shen & Y.C. Dai., China, Europe, USA, wood-rotting, sequence data available, see Shen et al. 2019 (taxonomy, phylogeny).

Amauroderma Murrill 1905, Polyporaceae, Polyporales, Agaricomycetes, asexual morph unknown, c. 40 species, type species *A. regulicolor* (Berk. ex Cooke) Murrill, mostly stipitate basidioma, hymenophore poroid, terrestrial or wood-rotting, white rot, widespread (pantropical), parasitic on the roots of living trees, see Glen et al. 2009 (root-rot disease of *Acacia mangium*), some species medicinal use, see Jiao et al. 2013 [anticancer activities, *A. rude* (Berk.) Torrend], Gomes-Silva and Gibertoni 2012 (taxonomy), Kirk et al. 2013 (genus accepted), sequence data available, see Costa-Rezende et al. 2017 (phylogeny), new spp. see Gomes-Silva et al. 2015 (phylogeny, Brazil), Costa-Rezende et al. 2016 (phylogeny, Brazil), Song et al. 2016b (phylogeny, China).

Amaurodon J. Schröt. 1888, Thelephoraceae, Thelephorales, Agaricomycetes, asexual morph unknown, ten species, type species *A. viridis* (Alb. & Schwein.) J. Schröt., worldwide, wood-rotting, see Kirk et al. 2013 (genus accepted), sequence data available, see Miettinen and Koljalg 2007 (phylogeny), new spp. see Gardt et al. 2011 (West Africa).

Amaurohydnum Jülich 1978, *incertae sedis*, Polyporales, Agaricomycetes, asexual morph unknown, one species, type species *A. flavidum* Jülich, resupinate basidioma, minutely hydnoid hymenophore, wood-rotting, Australia, sequence data unavailable, see Kirk et al. 2013 (genus accepted).

Amauromyces Jülich 1978, *incertae sedis*, Polyporales, Agaricomycetes, asexual morph unknown, one species, type species *A. pallidus* Jülich, corticioid basidioma, resupinate, wood-rotting, widespread (Australia, Japan, Réunion), see Kirk et al. 2013 (genus accepted), sequence data unavailable, see Chen and Oberwinkler 2004 (morphology, China).

Ambivina Katz 1974, *incertae sedis*, Corticiales, Agaricomycetes, asexual morph unknown, one species, type species *A. filobasidia* Katz, found in USA, sequence data unavailable, see Kirk et al. 2013 (genus accepted).

Amethicium Hjortstam 1983, *incertae sedis*, Polyporales, Agaricomycetes, asexual morph unknown, one species, type species *A. rimosum* Hjortstam, basidioma resupinate basidioma, hymenophore smooth, wood-rotting, Tanzania, sequence data unavailable, see Kirk et al. 2013 (genus accepted).

Amparoina Singer 1958, *incertae sedis*, Agaricales, Agaricomycetes, asexual morph unknown, two species, type species *A. spinosissima* (Singer) Singer, terrestrial, South America, sequence data unavailable, see Kirk et al. 2013 (genus accepted).

Amphinema P. Karst. 1892, Atheliaceae, Atheliales, Agaricomycetes, asexual morph unknown, four species, type species *A. sordescens* (P. Karst.) P. Karst., widespread, symbiotic, see Kirk et al. 2013 (genus accepted), sequence data available, see Nygren et al. 2008 (ectomycorrhizal, phylogeny), Menkis et al. 2010 (mycorrhization), Schoch et al. 2012 (DNA barcode marker), Roy et al. 2013 (ectomycorrhizal), Nuñez et al. 2013 (ecology), Luoma and Eberhart 2014 (ectomycorrhizal fungus diversity), Miyamoto et al. 2014 (mid-domain effect in ectomycorrhizal), Malysheva 2017a, b (mycorrhiza of pyroloids, Russia), Lazarević and Menkis 2018 (ecology).

Amphistereum Spirin & Malysheva 2017, Auriculariaceae, Auriculariales, Agaricomycetes, asexual morph unknown, two species, type species *A. schrenkii* (Burt) Spirin & Malysheva, wood-rotting, sequence data available, see Malysheva and Spirin 2017 (taxonomy, phylogeny, stereoid basidiocarps, Auriculariales).

Ampulloclitocybe Redhead, Lutzoni, Moncalvo & Vilgalys 2002, Hygrophoraceae, Agaricales, Agaricomycetes, asexual morph unknown, three species, type species *A. clavipes* (Pers.) Redhead, Lutzoni, Moncalvo & Vilgalys, worldwide, sequence data available, see Walther et al. 2005 (phylogeny), Lodge et al. 2014 (phylogeny, monograph, Hygrophoraceae).

Amylaria Corner 1955, Bondarzewiaceae, Russulales, Agaricomycetes, asexual morph unknown, one species,

type species *A. himalayensis* Corner, Bhutan, sequence data unavailable, see Kirk et al. 2013 (genus accepted).

Amyloathelia Hjortstam & Ryvarden 1979, Amylocorticiaceae, Amylocorticiales, Agaricomycetes, asexual morph unknown, three species, type species *A. amylacea* (Bourdot & Galzin) Hjortstam & Ryvarden, Europe, South America, see Kirk et al. 2013 (genus accepted), sequence data unavailable.

Amylobasidium Ginns 1988, *incertae sedis*, Corticiales, Agaricomycetes, asexual morph unknown, one species, type species *A. tsugae* Ginns, found in USA, sequence data unavailable, see Kirk et al. 2013 (genus accepted).

Amylocorticiellum Spirin & Zmitr. 2002, Amylocorticiaceae, Amylocorticiales, Agaricomycetes, asexual morph unknown, four species, type species *A. subillaqueatum* (Litsch.) Spirin & Zmitr., widespread, terrestrial, see Zmitrovich 2008 (species manual), Gorjón et al. 2011b (notes, new combination), sequence data available, Binder et al. 2010 (molecular phylogeny).

Amylocorticium Pouzar 1959, Amylocorticiaceae, Amylocorticiales, Agaricomycetes, asexual morph unknown, eleven species, type species *A. subsulphureum* (P. Karst.) Pouzar, widespread, see Kirk et al. 2013 (genus accepted), sequence data available, see Binder et al. 2010 (phylogeny).

Amylocystis Bondartsev & Singer 1944, Dacryobolaceae, Polyporales, Agaricomycetes, asexual morph unknown, one species, type species *A. lapponica* (Romell) Bondartsev & Singer, poroid hymenophore, wood-rotting, brown rot, circumboreal distribution in coniferous forests, see Kirk et al. 2013 (genus accepted), sequence data available, see Larsson 2007b (phylogeny), Justo et al. 2017 (phylogeny, Polyporales).

Amyloflagellula Singer 1966, Marasmiaceae, Agaricales, Agaricomycetes, asexual morph unknown, four species, type species *A. pulchra* (Berk. & Broome) Singer, saprophytic, tropical America and Asia, see Kirk et al. 2013 (genus accepted), sequence data available, see Bodensteiner et al. 2004 (phylogeny, cyphelloid homobasidiomycetes). Recognized as a synonym of *Marasmius* (Desjardin unpubl. data).

Amylofungus Sheng H. Wu 1996, Peniophoraceae, Russulales, Agaricomycetes, asexual morph unknown, two species, type species *A. corrosus* (G. Cunn.) Sheng H. Wu, New Zealand, Japan, sequence data unavailable, see Kirk et al. 2013 (genus accepted).

Amylohyphus Ryvarden 1978, Stereaceae, Russulales, Agaricomycetes, asexual morph unknown, one species, type species *A. africanus* Ryvarden, Rwanda, sequence data unavailable, see Kirk et al. 2013 (genus accepted).

Amylolepiota Harmaja 2002, *incertae sedis*, Agaricales, Agaricomycetes, asexual morph unknown, one species, type species *A. lignicola* (P. Karst.) Harmaja, Europe, sequence data unavailable, see Kirk et al. 2008.

Amylonotus Ryvarden 1975, Auriscalpiaceae, Russulales, Agaricomycetes, asexual morph unknown, six species, type species *A. africanus* Ryvarden, widespread, see Kirk et al. 2013 (genus accepted), sequence data available, see Chen et al. 2016b (systematics, *Wrightoporia s. l.*).

Amyloporia Singer 1944, *incertae sedis*, Polyporales, Agaricomycetes, asexual morph unknown, five species, type species *A. calcea* (Fr.) Bondartsev & Singer, basidioma resupinate, hymenophore poroid, wood-rotting, brown rot, widespread, see Kirk et al. 2013 (genus accepted), sequence data available, see Han et al. 2016a (taxonomy, phylogeny), Justo et al. 2017 (phylogeny, Polyporales), new spp. see Rajchenberg et al. 2011 (new combination, phylogeny, Patagonia, Argentina, Chile?), Cui and Dai 2013 (new combination, phylogeny, China).

Amylosporomyces S.S. Rattan 1977, Stereaceae, Russulales, Agaricomycetes, asexual morph unknown, two species, type species *A. echinosporus* S.S. Rattan, worldwide, sequence data unavailable, see Kirk et al. 2013 (genus accepted).

Amylosporus Ryvarden 1973, Bondarzewiaceae, Russulales, Agaricomycetes, asexual morph unknown, twelve species, type species *A. graminicola* (Murrill) Ryvarden, basidioma resupinate, pileate to stipitate, hymenophore poroid, worldwide, see Kirk et al. 2013 (genus accepted), sequence data available, see Chen and Shen 2014 (new sp., morphology, phylogeny, China), Campi et al. 2017 (new sp., taxonomy, phylogeny, Paraguay).

Amylostereum Boidin 1958, Echinodontiaceae, Russulales, Agaricomycetes, asexual morph unknown, five species, type species *A. chailletii* (Pers.) Boidin, worldwide, see Kirk et al. 2013 (genus accepted), sequence data available, see Bergeron et al. 2008 (Canada, new record), Fitza et al. 2016 (host specificity, diversity, Japan), Zhao et al. 2017c (phylogeny), new spp. see Olatinwo et al. 2013 (America).

Amyloxenasma (Oberw.) Hjortstam & Ryvarden 2005, Amylocorticiaceae, Amylocorticiales, Agaricomycetes, asexual morph unknown, six species, type species *A. grisellum* (Bourdot) Hjortstam & Ryvarden, widespread, saprobes, terrestrial, sequence data available, see Binder et al. 2010 (phylogeny).

Anamika K.A. Thomas, Peintner, M.M. Moser & Manim. 2002, Hymenogastraceae, Agaricales, Agaricomycetes, asexual morph unknown, three species, type species *A. indica* K.A. Thomas, Peintner, M.M. Moser & Manim. (current name: *Hebeloma indicum* (K.A. Thomas, Peintner, M.M. Moser & Manim.) B.J. Rees 2013), terrestrial, ectomycorrhizal, India, China, sequence data available, see Thomas et al. 2002 (genus accepted), Yang et al. 2005 (phylogeny).

Anastomyces W.P. Wu, B. Sutton & Gange 1997, *incertae sedis*, *incertae sedis*, Basidiomycota, sexual morph unknown, one species, type species *A. microsporus* W.P. Wu, B. Sutton & Gange, fungicolous, China, sequence data unavailable, see Kirk et al. 2013 (genus accepted), Seifert et al. 2011 (genera of Hyphomycetes).

Anastrophella E. Horak & Desjardin 1994, Physalacriaceae, Agaricales, Agaricomycetes, asexual morph unknown, three species, type species *A. subpeltata* (Redhead) E. Horak & Desjardin, terrestrial, saprobic, New Zealand, Hawaii, Japan, sequence data unavailable, see Kirk et al. 2013 (genus accepted).

Andebbia Trappe, Castellano & Amar. 1996, Mesophelliaceae, Hysterangiales, Agaricomycetes, asexual morph unknown, one species, type species *A. pachythrix* (Cooke & Massee) Trappe, Castellano & Amar., Australia, see Kirk et al. 2013 (genus accepted), sequence data available, see Hosaka et al. 2008 (biogeography, Hysterangiales).

Anguillomyces Marvanová & Bärl. 2000, *incertae sedis*, *incertae sedis*, Basidiomycota, sexual morph Basidiomycota, one species, type species *A. acadiensis* Marvanová & Bärl., Canada, fresh water, sequence data unavailable, see Kirk et al. 2013, Seifert et al. 2011 (morphology).

Anomalomyces Vánky, M. Lutz & R.G. Shivas 2006, Ustilaginaceae, Ustilaginales, Ustilaginomycetes, two species, plant parasites (ovaries) on *Panicum* spp. (Poaceae), Australia, cultures unavailable, sequence data available, see McTaggart et al. 2012b (phylogeny), Begerow et al. 2014 (taxonomy), Wang et al. 2015c (taxonomy, phylogeny).

Anomoloma Niemelä & K.H. Larss. 2007, Amylocorticiaceae, Amylocorticiales, Agaricomycetes, asexual morph unknown, six species, type species *A. albolutescens* (Romell) Niemelä & K.H. Larss, basidioma resupinate, strongly rhizomorphic, wood-rotting, white rot, widespread, sequence data available, see Binder et al. 2010 (phylogeny, morphology), new spp. see Song et al. 2016a (monograph, phylogeny, China).

Anomoporia Pouzar 1966, Amylocorticiaceae, Amylocorticiales, Agaricomycetes, asexual morph unknown, eight species, type species *A. bombycina* (Fr.) Pouzar, basidioma resupinate, hymenophore poroid, wood-rotting, brown rot, north temperate, see Kirk et al. 2013 (genus accepted), sequence data available, see Larsson 2004 (phylogeny), Binder et al. 2010 (phylogeny, morphology), Song et al. 2016a (phylogeny, China).

Antella Miettinen 2016, Steccherinaceae, Polyporales, Agaricomycetes, asexual morph unknown, three species, type species *A. niemelaei* (Vampola & Vlasák) Miettinen, poroid hymenophore, wood-rotting, subtropical widespread (China, Venezuelan Andes), sequence data available, see Miettinen and Ryvarden 2016 (new genus, new combinations, phylogeny), Zmitrovich 2018a (taxonomy).

Antherospora R. Bauer, M. Lutz, Begerow, Piątek & Vánky 2008, Floromycetaceae, Urocystidales, Ustilaginomycetes, twelve species, type species *A. vaillantii* (Tul. & C. Tul.) R. Bauer, M. Lutz, Begerow, Piątek & Vánky, plant parasites (flowers) on Hyacinthaceae, Africa, North America, Asia, Europe, cultures available, sequence data available, see Piątek et al. 2013b (phylogeny), Begerow et al. 2014 (phylogeny).

Anthomyces Dietel 1899, Raveneliaceae, Pucciniales, Pucciniomycetes, one species, type species *A. brasiliensis* Dietel, biotrophic on Fabaceae, terrestrial, South America (Brazil), sequence data unavailable, see Kirk et al. 2013 (genus accepted).

Anthomycetella Syd. & P. Syd. 1916 (= *Reyesiella* Sacc. 1917), Raveneliaceae, Pucciniales, Pucciniomycetes, one species, type species *A. canarii* Syd. & P. Syd., biotrophic on Burseraceae, terrestrial, Philippines, sequence data unavailable, see Kirk et al. 2013 (genus accepted).

Anthoporia Karasiński & Niemelä 2016, Fomitopsidaceae, Polyporales, Agaricomycetes, asexual morph unknown, one species, type species *A. albobrunnea* (Romell) Karasiński & Niemelä, basidioma resupinate, hymenophore poroid, wood-rotting, brown rot, widespread (North America, Eurasia), sequence data available, see Karasiński and Niemelä 2016 (new genus, new combination, morphology), Justo et al. 2017 (phylogeny, Polyporales).

Anthracocystis Bref. 1912, Ustilaginaceae, Ustilaginales, Ustilaginomycetes, 134 species, type species *A. destruens* Bref., plant parasites (flowers) on Poaceae, widespread, saprobic yeast states on plants, cultures available, sequence data available, see Begerow et al. 2014 (taxonomy), Piątek et al. 2015 (phylogeny), Wang et al. 2015c (taxonomy, phylogeny).

Anthracoidea Bref. 1895, (= *Cintractiomyxa* Golovin 1952), Anthracoideaceae, Ustilaginales, Ustilaginomycetes, 112 species, type species *A. caricis* (Pers.) Bref., plant parasites (ovaries) on Cyperaceae (mainly *Carex* spp.), circumpolar, arctic-alpine, saprobic states, cultures available, see Kirk et al. 2013 (genus accepted), sequence data available, see Begerow et al. 2014 (taxonomy).

Anthracophyllum Ces. 1879, Omphalotaceae, Agaricales, Agaricomycetes, asexual morph unknown, twelve species, type species *A. beccarianum* Ces., worldwide, on wood, see Kirk et al. 2013 (genus accepted), sequence data available, see Moncalvo et al. 2002 (phylogeny), Matheny et al. 2007b (phylogeny).

Antrodia P. Karst. 1879, Fomitopsidaceae, Polyporales, Agaricomycetes, asexual morph unknown, c. 80 species (needs revision since genus shown to be polyphyletic), type species *A. serpens* (Fr.) P. Karst. (current name: *A. albida* (Fr.) Donk), poroid hymenophore, wood-rotting, brown rot, widespread, see Kirk et al. 2013 (genus accepted), sequence data available, see Ortiz-Santana et al. 2013

(phylogeny), Spirin et al. 2013a (phylogeny, morphology, new combinations), new spp. see Kout and Vlasák 2009 (phylogeny, USA), Rivoire 2010 (morphology, France), Cui et al. 2011d (morphology, China), Vlasák et al. 2012 (phylogeny, USA), Spirin et al. 2013a (phylogeny, new records, Russia), Cui 2013a (phylogeny, China), Vlasák et al. 2013 (phylogeny, Slovakia), Park et al. 2014c (phylogeny, South Korea), Spirin et al. 2015d (phylogeny, new combination, *Antrodia crassa* group, Czech Republic, Estonia, USA), Chen and Cui 2016 (phylogeny, *Antrodia heteromorpha* complex, China), Kaipper-Figueiró et al. 2016 (phylogeny, Brazil), Spirin 2016 (phylogeny, taxonomy), Spirin et al. 2016a (phylogeny, new combination, *A. malicola* group, Indonesia, Russia), Chen and Wu 2017 (phylogeny, China), Kout et al. 2017 (phylogeny, Canary Islands), Spirin et al. 2017a (phylogeny, new combinations, *Antrodia serialis* group, Russia, USA), Yuan et al. 2017e (phylogeny, Uzbekistan), new combinations see Ryvarden and Melo 2014 (morphology, polypores, Europe), Ryvarden et al. 2017 (morphology, polypores, Europe).

Antrodiella Ryvarden & I. Johans. 1980, Steccherinaceae, Polyporales, Agaricomycetes, asexual morph unknown, c. 50 species, type species *A. semisupina* (Berk. & M.A. Curtis) Ryvarden, see Kirk et al. 2013 (genus accepted), poroid hymenophore, wood-rotting, white rot, cosmopolitan but temperate, some species medicinal use, see Lu et al. 2013 (medicinal use), sequence data available, see Cui et al. 2008 (molecular characters), Miettinen et al. 2012 (morphology, phylogeny), new spp. see Vampola and Vlasák 2011 (America), Yuan and Qin 2012 (China), Yuan 2013a (China), Gurpreet et al. 2015 (India), Justo et al. 2017 (phylogeny, Polyporales).

Antrodiopsis Audet 2017, Fomitopsidaceae, Polyporales, Agaricomycetes, asexual morph unknown, one species, type species *A. oleracea* (R.W. Davidson & Lombard) Audet, basidioma resupinate, poroid hymenophore, sequence data available, see Audet 2017c (new combination).

Anupama K.N.A. Raj, K.P.D. Latha & Manim. 2019, Biannulariaceae, Agaricales, asexual morph unknown, one species, type species *A. indica* K.N.A. Raj, K.P.D. Latha & Manim., India, sequence data available, see Raj et al. 2019 (taxonomy, phylogeny).

Aphanobasidium Jülich 1979, Pterulaceae, Agaricales, Agaricomycetes, asexual morph unknown, 17 species, type species *A. subnitens* (Bourdot & Galzin) Jülich, worldwide, wood-rotting (*A. subnitens* (Bourdot & Galzin) Jülic), see Zmitrovich 2008 (species manual), Kirk et al. 2013 (genus accepted), see Prasher and Ashok 2013 (wood-inhabiting fungi checklist, Himachal Pradesh), sequence data available, see Binder et al. 2010 (phylogeny).

Aphelaria Corner 1950, Aphelariaceae, Cantharellales, Agaricomycetes, 20 species, type species *A. dendroides* (Jungh.) Corner, widespread, polyphyletic across orders, in need of modern interpretation, sequence data unavailable, see Kirk et al. 2013 (genus accepted).

Aphelariopsis Jülich 1982, Septobasidiaceae, Septobasidiales, Pucciniomycetes, sexual morph unknown, two species, type species *A. borneensis* (Jülich) Jülich (current name: *Paraphelaria borneensis* Jülich), Sarawak, south America, sequence data unavailable, see Kirk et al. 2013 (genus accepted).

Aphroditeola Redhead & Manfr. Binder 2013, Hygrophoraceae, Agaricales, Agaricomycetes, asexual morph unknown, one species, type species *A. olida* (Quél.) Redhead & Manfr. Binder, Europe, sequence data available, see Redhead 2013a (taxonomy), Lodge et al. 2014 (phylogeny, monograph, Hygrophoraceae).

Aphyllotus Singer 1973, *incertae sedis*, Agaricales, Agaricomycetes, asexual morph unknown, one species, type species *A. campanelliformis* Singer, Colombia, Brazil, sequence data unavailable, see Kirk et al. 2013 (genus accepted).

Apioperdon (Kreisel & D. Krüger) Vizzini 2017, Lycoperdaceae, Agaricales, Agaricomycetes, asexual morph unknown, one species, type species *A. pyriforme* (Schaeff.) Vizzini, sequence data available, see Vizzini and Ercole 2017 (phylogeny, taxonomy).

Apiotrichum Stautz 1931, Trichosporonaceae, Trichosporonales, Tremellomycetes, sexual morph unknown, 21 species, types pecies *A. porosum* Stautz, yeast, on wood, soil, human skin, widespread, cultures and sequence data available, see Liu et al. 2015b (phylogeny), James et al. 2016 (new spp.), Takashima et al. 2018 (taxonomy and phylogeny).

Aplopsora Mains 1921, Chaconiaceae, Pucciniales, Pucciniomycetes, six species, type species *A. nyssae* Mains, biotrophic on Cornaceae, Fabaceae, Nyssaceae, Vochysiaceae, Urticaceae, terrestrial, North America, South America (Brazil), Japan, sequence data unavailable, see Kirk et al. 2013 (genus accepted).

Aporophallus Möller 1895, Phallaceae, Phallales, Agaricomycetes, asexual morph unknown, one species, type species *A. subtilis* Möller, terrestrial, Brazil, sequence data unavailable, see Kirk et al. 2013 (genus accepted).

Apra J.F. Hennen & F.O. Freire 1979, Raveneliaceae, Pucciniales, Pucciniomycetes, one species, type species *A. bispora* J.F. Hennen & F.O. Freire, biotrophic on Fabaceae, terrestrial, Brazil, sequence data unavailable, see Kirk et al. 2013 (genus accepted).

Aquascypha D.A. Reid 1965, *incertae sedis*, Polyporales, Agaricomycetes, asexual morph unknown, one species, type species *A. hydrophora* (Berk.) D.A. Reid, stipitate stereoid basidioma, wood-rotting, Central and South America, sequence data unavailable, see Kirk et al. 2013 (genus accepted).

Arachnion Schwein. 1822, Agaricaceae, Agaricales, Agaricomycetes, asexual morph unknown, 13 species, type species *A. album* Schwein., subtropical, see Kirk et al. 2013 (genus accepted), sequence data available, see Miller et al. 2011 (fungus identification), new spp. see see Trierveiler-Pereira et al. 2018 (Brazil).

Araeocoryne Corner 1950, Gomphaceae, Gomphales, Agaricomycetes, asexual morph unknown, one species, type species *A. elegans* Corner, wood-decaying, Malaysia, sequence data unavailable, see Kirk et al. 2013 (genus accepted).

Arambarria Rajchenb. & Pildain 2015, Hymenochaetaceae, Hymenochaetales, Agaricomycetes, asexual morph unknown, one species, type species *A. cognata* (Speg.) Rajchenb. & Pildain, type species on dead branches and stems of *Lomatia hirsuta* (Proteaceae) and *Diostea juncea* (Verbenaceae), basidioma poroid, wood-rotting, white rot, sequence data available, see Rajchenberg et al. 2015 (phylogeny, poroid Hymenochaetaceae, Patagonia, Argentina), Pildain et al. 2017 (pathogen, canker rot of *Eucalyptus* in Uruguay, stem-rot of *Vitis vinifera* in Argentina and Chile).

Arcispora Marvanová & Bärl. 1998, *incertae sedis*, *incertae sedis*, Basidiomycota, sexual morph unknown, one species, type species *A. bisagittaria* Marvanová & Bärl., aquatic, Canada, sequence data unavailable, see Kirk et al. 2013 (genus accepted), Seifert et al. 2011 (genera of Hyphomycetes).

Arcticomyces Savile 1959, Exobasidiaceae, Exobasidiales, Exobasidiomycetes, one species, tyepe species *A. warmingii* (Rostr.) Savile, plant parasite on *Saxifraga* spp. (Saxifragaceae), Europe, cultures unavailable, sequence data available, see Begerow et al. 2002, 2014 (taxonomy), Wang et al. 2015c (phylogeny).

Armillaria (Fr.) Staude 1857, Physalacriaceae, Agaricales, Agaricomycetes, asexual morph unknown, 39 species, type species *A. mellea* (Vahl) P. Kumm, worldwide, parasitic, saprobic, honey fungus, wood pathogen (*A. ostoyae* (Romagn.) Herink), edible (*A. mellea* (Vahl) P. Kumm.), see Hall et al. 2003 (edible mushrooms), Dai et al. 2010b (Chinese edible mushrooms), Pildain et al. 2010 (Argentina), Kirk et al. 2013 (genus accepted), Koch et al. 2017 (biogeography, taxonomy), sequence data available, see Ross-Davis et al. 2012 (phylogeny, North American), Klopfenstein et al. 2017 (phylogeny, Northern Hemisphere), new spp. see Lima et al. 2008 (Brazil), Brazee et al. 2012a (North America), Hood and Ramsfield 2016 (New Zealand), Elías-Román et al. 2018 (Mexico), Park et al. 2018 (Korea).

Aroramyces Castellano & Verbeken 2000, Hysterangiaceae, Hysterangiales, Agaricomycetes, asexual morph unknown, c. five species, type species *A. gelatinosporus* (Cribb) Castellano, hypogeous, basidioma gasteroid, only known from Zimbabwe, Mexico and Queensland, Australia, ectomycorrhizal with angiosperms and gymnosperms, sequence data available, see Hosaka et al. 2008 (phylogeny), Guevara-Guerrero et al. 2016 (Mexico).

Arrasia Bernicchia, Gorjón & Nakasone 2011, *incertae sedis*, *incertae sedis*, Basidiomycota, asexual morph unknown, one species, type species *A. rostrata* Bernicchia, Gorjón & Nakasone, Italy, sequence data unavailable, see Bernicchia et al. 2011 (taxonomy).

Arrhenia Fr. 1849, Hygrophoraceae, Agaricales, Agaricomycetes, asexual morph unknown, c. 36 species, type species *A. auriscalpium* (Fr.) Fr., temperate, see Kirk et al. 2013 (genus accepted), sequence data available, see Garnica et al. 2007 (agarics, phylogeny, basidiospore ultrastructure), Larsson 2007a (phylogeny), Lodge et al. 2014 (phylogeny, monograph, Hygrophoraceae), new spp. see Desjardin and Perry 2017 (São Tomé and Príncipe, Africa).

Arthrodochium R.F. Castañeda & W.B. Kendr. 1990, *incertae sedis*, *incertae sedis*, Agaricomycetes, one species, type species *A. candidum* R.F. Castañeda & W.B. Kendr., Cuba, sequence data unavailable, see Kirk et al. 2013 (genus accepted), Seifert et al. 2011 (genera of Hyphomycetes).

Arthromyces T.J. Baroni & Lodge 2007, *incertae sedis*, Agaricales, Agaricomycetes, asexual morph unknown, two species, type species *A. claviformis* T.J. Baroni & Lodge, America, sequence data available, see Baroni et al. 2007 (taxonomy), Bellanger et al. 2015 (phylogeny).

Arthrosporella Singer 1970 (= *Nothoclavulina* Singer 1970 *fide* Index Fungorum 2019, Art. 59.1), *incertae sedis*, Agaricales, Agaricomycetes, asexual morph was previously known in *Nothoclavulina* Singer 1970, one species, type species *A. ditopa* (Singer) Singer, America, sequence data unavailable, see Kirk et al. 2013 (genus accepted), Seifert et al. 2011 (genera of Hyphomycetes).

Arthuria H.S. Jacks. 1931, Phakopsoraceae, Pucciniales, Pucciniomycetes, six species, type species *A. catenulata* H.S. Jacks. & Holw., biotrophic on Apocynaceae, Euphorbiaceae, Phyllanthaceae, terrestrial, Brazil, Columbia, India, Mexico, see Kirk et al. 2013 (genus accepted), sequence data available, see Zuluaga et al. 2011 (phylogeny, Uredinales, Colombian Andean region).

Arthuriomyces Cummins & Y. Hirats. 1983, Phragmidiaceae, Pucciniales, Pucciniomycetes, asexual morph unknown, three species, type species *A. peckianus* (Howe) Cummins & Y. Hirats., north America, Russia, China, Japan, on *Rubus*, sequence data unavailable, see Kirk et al. 2013 (genus accepted).

Artomyces Jülich 1982, Auriscalpiaceae, Russulales, Agaricomycetes, asexual morph unknown, 17 species, type species *A. pyxidatus* (Pers.) Jülich, wood-rotting, worldwide, sequence data available, new sp. see Kneal and Smith 2015 (Chile).

Arualis Katz 1980, *incertae sedis*, *incertae sedis*, Agaricomycetes, one species, type species *A. carolinensis* Katz, USA, sequence data unavailable, see Kirk et al. 2013 (genus accepted).

Aseroë Labill 1800, Phallaceae, Phallales, Agaricomycetes, asexual morph unknown, two species, type species *A. rubra* Labill, terrestrial, widespread, see Kirk et al. 2013 (genus accepted), sequence data available, see Hosaka et al. 2006 (phylogeny), Trierveiler-Pereira et al. 2014a (phylogeny, morphology).

Asproinocybe R. Heim 1970, *incertae sedis*, Agaricales, Agaricomycetes, asexual morph unknown, five species, type species *A. lactifera* R. Heim, tropical Africa, sequence data unavailable, see Kirk et al. 2013 (genus accepted).

Aspropaxillus Kühner & Maire 1934, *incertae sedis*, Agaricales, Agaricomycetes, asexual morph unknown, three species, type species *A. giganteus* (Sowerby) Kühner & Maire (current name: *Leucopaxillus giganteus* (Sowerby) Singer), sequence data available, see Vizzini et al. 2012b (new combinations, phylogeny).

Asterocyphella W.B. Cooke 1961, Cyphellaceae, Agaricales, Agaricomycetes, asexual morph unknown, three species, type species *A. floccosa* W.B. Cook, worldwide, sequence data unavailable, see Kirk et al. 2013 (genus accepted).

Asterodon Pat. 1894, Hymenochaetaceae, Hymenochaetales, Agaricomycetes, asexual morph unknown, one species, type species *A. ferruginosus* Pat., widespread (North temperate), basidioma resupinate, smooth hymenophore, wood-rotting, white rot, see Kirk et al. 2013 (genus accepted), sequence data available, see Larsson et al. 2004 (phylogeny).

Asterophora Ditmar 1809, Lyophyllaceae, Agaricales, Agaricomycetes, asexual morph *Ugola* Adans. 1763, three species, type species *A. lycoperdoides* (Bull.) Ditmar, temperate, fungal parasitic, see Kirk et al. 2013 (genus accepted), mycoparasite, sequence data available, see Hofstetter et al. 2014 (phylogeny, Lyophyllaceae).

Asterostroma Massee 1889, Peniophoraceae, Russulales, Agaricomycetes, asexual morph unknown, 19 species, type species *A. apalum* (Berk. & Broome) Massee, worldwide, basidioma resupinate, smooth hymenophore, wood-rotting, white rot, sequence data available, see Suhara 2010 (taxonomy), new spp. see De 2009 (India).

Astraeus Morgan 1889, Diplocystidiaceae, Boletales, Agaricomycetes, asexual morph unknown, eleven species, type species *A. hygrometricus* (Pers.) Morgan, worldwide, earthstar, some species medicinal use (*A. hygrometricus* (Pers.) Morgan), see Dai and Yang 2008 (medicinal mushrooms, China), Lai et al. 2012 (compounds), see Kirk et al. 2013 (genus accepted), sequence data available, see Fangfuk et al. 2010 (Japan), Phosri et al. 2013 (phylogeny), new spp. see Phosri et al. 2013, 2014 (USA, Greece, Thailand), Ryoo et al. 2017 (Korea, Japan).

Atelocauda Arthur & Cummins 1933, Pileolariaceae, Pucciniales, Pucciniomycetes, three species, type species *A. incrustans* Arthur & Cummins, biotrophic on Fabaceae, terrestrial, Asia (China, Japan), Australia, Brazil, Hawaii, Panama, gall rust, see Nelson 2009 (on *Acacia koa*, *A. digitate* (G. Winter) Cummins & Y. Hirats.), see Kirk et al. 2013 (genus accepted), sequence data available, see Yepes and Alves de Carvalho 2014 (new species, discussion).

Athelia Pers. 1822 (= *Fibularhizoctonia* G.C. Adams & Kropp 1996 *fide* Adams and Kropp 1996), Atheliaceae, Atheliales, Agaricomycetes, asexual morph was previously known in *Fibularhizoctonia* (current name: *Athelia* Pers. 1822), 32 species, type species *A. epiphylla* Pers., widespread, see Zmitrovich 2008 (species manual), Kirk et al. 2013 (genus accepted), some species are facultative parasites of plants (including crops) and of lichens, see Esslinger 2016 (checklist), sequence data available, see Lawrey et al. 2007 (phylogeny), Binder et al. 2010 (phylogeny), Xu et al. 2010 (phylogeny).

Athelicium K.H. Larss. & Hjortstam 1986, Atheliaceae, Atheliales, Agaricomycetes, asexual morph unknown, two species, type species *A. stridii* K.H. Larss. & Hjortstam, Europe, sequence data unavailable, see Kirk et al. 2013 (genus accepted).

Athelidium Oberw. 1965, Stephanosporaceae, Agaricales, Agaricomycetes, asexual morph unknown, three species, type species *A. aurantiacum* (M.P. Christ.) Oberw., see Kirk et al. 2013 (genus accepted), sequence data available, see Larsson 2007b (classification, corticioid fungi), new spp. see Yurchenko and Kotiranta 2007 (Belarus and Finland), Zmitrovich 2008 (species manual).

Athelocystis Hjortstam & Ryvarden 2010, Atheliaceae, Atheliales, Agaricomycetes, asexual morph unknown, one species, type species *A. capitata* Hjortstam & Ryvarden, Brazil, sequence data unavailable, see Hjortstam and Ryvarden 2010b (new spp.).

Atheloderma Parmasto 1968, Rickenellaceae, Hymenochaetales, Agaricomycetes, asexual morph unknown, two species, type species *A. mirabile* Parmasto, wood-decaying, Europe, Asia, see Zmitrovich 2008 (species manual), Kirk et al. 2013 (genus accepted), sequence data available, see Larsson et al. 2006 (phylogeny, hymenochaetoid clade).

Athelopsis Oberw. ex Parmasto 1968, Atheliaceae, Atheliales, Agaricomycetes, asexual morph unknown, 14 species, type species *A. glaucina* (Bourdot & Galzin) Oberw. ex Parmasto, widespread, see Zmitrovich 2008 (species manual), Kirk et al. 2013 (genus accepted), sequence data available, see Binder et al. 2010 (phylogeny), new spp. see Hjortstam et al. 2009 (Western Australia), Singh et al. 2010c (India).

Atheniella Redhead, Moncalvo, Vilgalys, Desjardin & B.A. Perry 2012, Mycenaceae, Agaricales, Agaricomycetes, asexual morph unknown, seven species, type species *A. adonis* (Bull.) Redhead, Moncalvo, Vilgalys, Desjardin & B.A. Perry, worldwide, saprophytic, sequence data unavailable, see Redhead 2012 (taxonomy), new spp. see Lehmann and Lüderitz 2018 (Germany).

Atractidochium Oono, Urbina & Aime 2018, Phleogenaceae, Atractiellales, Atractiellomycetes, sporodochial asexual state, sexual morph unkown, one species, type species *A. hillariae* Oono, Urbina & Aime, abundant hyphal endophytes of *Pinus taeda* needles, nature of association with host unknown, North Carolina (USA), sequence data available, see Aime et al. 2018b (integrative taxonomy).

Atractiella Sacc. 1886, Phleogenaceae, Atractiellales, Atractiellomycetes, seven species, type species *A. brunaudiana* Sacc., worldwide, see Kirk et al. 2013 (genus accepted), sequence data available, see Oberwinkler et al. 2006 (phylogeny, Atractiellales), new spp. see Bonito et al. 2017 (USA, integrative taxonomy, ecology).

Atractocolax R. Kirschner, R. Bauer & Oberw. 1999, *incertae sedis*, *incertae sedis*, Microbotryomycetes, asexual morph unknown, one species, type species *A. pulvinatus* R. Kirschner, R. Bauer & Oberw., Europe, associated with bark beetles, see Kirk et al. 2013 (genus accepted), sequence data unavailable, see Kirk et al. 2008.

Atractogloea Oberw. & Bandoni 1982, Atractogloeaceae, Atractiellales, Atractiellomycetes, sexual morph unknown, one species, type species *A. stillata* Oberw. & Bandoni, USA, sequence data unavailable, see Kirk et al. 2013 (genus accepted).

Atractosporocybe P. Alvarado, G. Moreno & Vizzini 2015, *incertae sedis*, Agaricales, Agaricomycetes, asexual morph unknown, two species, type species *A. inornata* (Sowerby) P. Alvarado, G. Moreno & Vizzini, from the Mediterranean basin to Northern Europe and North America, in either broadleaf or conifer forests, sequence data available, see Alvarado et al. 2015 (taxonomy), new spp. see Gulden and Larsson 2016 (Svalbard, Scandinavia).

Atraporiella Ryvarden 2007, Steccherinaceae, Polyporales, Agaricomycetes, asexual morph unknown, two species, type species *A. neotropica* Ryvarden, Belize, sequence data available, see Miettinen and Rajchenberg 2012 (phylogeny), new spp. see Wu et al. 2017c (China).

Atroporus Ryvarden 1973, Polyporaceae, Polyporales, Agaricomycetes, asexual morph unknown, three species, type species *A. diabolicus* (Berk.) Ryvarden., wood-rotting, neotropics, sequence data available, see Palacio et al. 2017 (genus accepted, taxonomy, phylogeny).

Aurantiopileus Ginns, D.L. Lindner & T.J. Baroni 2010, Meruliaceae, Polyporales, Agaricomycetes, asexual morph unknown, three species, type species *A. mayaensis* Ginns, D.L. Lindner & T.J. Baroni, hymenophore poroid, wood-rotting, white rot, widespread (Asia, America), sequence data available, see Ginns et al. 2010 (monograph, new combinations), see Justo et al. 2017 (phylogeny, Polyporales).

Aurantiosporium M. Piepenbr., Vánky & Oberw. 1996, Ustilentylomataceae, Microbotryales, Microbotryomycetes, four species, type species *A. subnitens* (J. Schröt. & Henn.) M. Piepenbr., Vánky & Oberw., worldwide, on Cyperaceae, see Kirk et al. 2013 (genus accepted), sequence data available, see Begerow et al. 1997 (phylogeny).

Aurantiporus Murrill 1905, Meruliaceae, Polyporales, Agaricomycetes, asexual morph unknown, six species (needs revision since genus shown to be polyphyletic, see Papp and Dima 2018), type species *A. pilotae* (Schwein.) Murrill, poroid hymenophore, wood-rotting, white rot, widespread, see Kirk et al. 2013 (genus accepted), sequence data available, see Justo et al. 2017 (phylogeny, Polyporales), Papp and Dima 2018 (new genus, new combination, phylogeny, type study), new sp. see Niemelä et al. 2012 (morphology, Europe).

Aureoboletus Pouzar 1957, Boletaceae, Boletales, Agaricomycetes, asexual morph unknown, 33 species, type species *A. gentilis* (Quél.) Pouzar, stipitate-pileate, worldwide, biogeography study see Wrzosek et al. 2017 (*A. projectellus*, biogeography, Europe), some species edible (*A. thibetanus* (Pat.) Hongo & Nagas.), see Dai et al. 2010b (edible mushrooms, China), see Kirk et al. 2013 (genus accepted), sequence data available, see Klofac 2010 (monograph), Nuhn et al. 2013 (phylogeny, Boletineae), Halling et al. 2015 (phylogeny, new combination), Wu et al. 2016f (monograph, new combination, new spp., China), new spp. see Shi and Liu 2013 (China), Zhang et al. 2014a (Guangxi, China), Zeng et al. 2015 (China), Zhang et al. 2015a, b (Hunan, Guangdong, China), Wu et al. 2016e (new combination, new spp., China), Zhang et al. 2017b (Tibet, China).

Auricularia Bull. 1789, Auriculariaceae, Auriculariales, Agaricomycetes, asexual morph unknown, c. 21 species, type species *A. mesenterica* (Dicks.) Pers., widespread, some species edible [*A. auricula-judae* (Bull.) Quél.], see Dai et al. 2010b (edible mushrooms, China), some medicinal use (*A. auricula* (L. ex Hook.) Underw.), see Dai and Yang 2008 (medicinal mushrooms, China), see Kirk et al. 2013 (genus accepted), sequence data available, see Looney et al. 2013 (Southeastern USA, monograph), Malysheva and Bulakh 2014 (Russia, monograph), Wu et al. 2014a (phylogeny), new spp. see Kumari et al. 2013a (North India), Looney et al. 2013 (southeastern USA), Wu et al. 2014a, 2015d, e (USA, China, Brazil), Bandara et al. 2015a, 2017 (Southeastern Asia).

Auriculariopsis Maire 1902, Schizophyllaceae, Agaricales, Agaricomycetes, asexual morph unknown, three species, type species *A. ampla* (Lév.) Maire (current name: *Schizophyllum amplum* (Lév.) Nakasone), worldwide, wood decaying, sequence data available, see Binder et al. 2005 (phylogeny), new combination see Ryvarden 2010 (America).

Auriculoscypha D.A. Reid & Manim. 1985, Septobasidiaceae, Septobasidiales, Pucciniomycetes, sexual morph unknown, one species, type species *A. anacardiicola* D.A. Reid & Manim., India, medicinal use, see Puthusseri et al. 2010 (antioxidant and anti-inflammatory properties), see Kirk et al. 2013 (genus accepted), sequence data available, see Kumar et al. 2007 (phylogeny).

Aurificaria D.A. Reid 1963, Hymenochaetaceae, Hymenochaetales, Agaricomycetes, asexual morph unknown, two species, type species *A. indica* (Massee) D.A. Reid, wood-rotting, basidioma pileate to stipitate, poroid hymenophore, white rot, widespread, see Kirk et al. 2013 (genus accepted), sequence data available, see Wagner and Fischer 2002 (phylogeny).

Auriporia Ryvarden 1973, *incertae sedis*, Polyporales, Agaricomycetes, asexual morph unknown, four species, type species *A. aurea* (Peck) Ryvarden, basidimes resupinate, poroid hymenophore, wood-rotting, brown rot, widespread (north temperate), see Kirk et al. 2013 (genus accepted), sequence data available, see Justo et al. 2017 (phylogeny, Polyporales).

Auriscalpium Gray 1821, Auriscalpiaceae, Russulales, Agaricomycetes, asexual morph unknown, eight species, type species *A. vulgare* Gray, worldwide, see Kirk et al. 2013 (genus accepted), sequence data available, see Kim et al. 2015 (mushroom flora of Korea).

Auritella Matheny & Bougher 2006, Inocybaceae, Agaricales, Agaricomycetes, asexual morph unknown, eight species, type species *A. dolichocystis* Matheny, Trappe & Bougher ex Matheny & Bougher, Australia, India, ectomycorrhizal, see Kirk et al. 2013 (genus accepted), sequence data available, see Matheny and Bougher 2006 (monograph), new spp. see Matheny et al. 2012 (India), Matheny et al. 2017b (Cameroon, worldwide key), Matheny and Bougher 2017 (Australia).

Austeria Miettinen 2016, Steccherinaceae, Polyporales, Agaricomycetes, asexual morph unknown, one species, type species *A. citrea* (Berk.) Miettinen, pileate basidioma, poroid hymenophore, wood-rotting, white rot, sequence data available, see Miettinen and Ryvarden 2016 (new genus, new combination, morphology).

Australicium Hjortstam & Ryvarden 2002, *incertae sedis*, Polyporales, Agaricomycetes, asexual morph unknown, two species, type species *A. singulare* (G. Cunn.) Hjortstam & Ryvarden, corticioid basidioma, wood-rotting, white rot, widespread (Australia, New Zealand, Venezuela), sequence data unavailable, see Kirk et al. 2008.

Australohydnum Jülich 1978, *incertae sedis*, Polyporales, Agaricomycetes, asexual morph unknown, two species, type species *A. griseofuscescens* (Reichardt) Jülich, basidioma resupinate, hymenophore hydnoid, wood-rotting, widespread (Australia, Europe), see Tura et al. 2011 (new record, Israel), Kirk et al. 2013 (genus accepted), sequence data unavailable, see Saitta et al. 2014 (morphology, new record, Italy, *A. dregeanum* (Berk.) Hjortstam & Ryvarden).

Australopilus Halling & N.A. Fechner 2012, Boletaceae, Boletales, Agaricomycetes, asexual morph unknown, one species, type species *A. palumanus* (Wolfe & Bougher) Halling & N.A. Fechner, stipitate-pileate, Australia, sequence data available, see Halling et al. 2012b (monograph).

Australoporus P.K. Buchanan & Ryvarden 1988, Polyporaceae, Polyporales, Agaricomycetes, asexual morph unknown, one species, type species *A. tasmanicus* (Berk.) P.K. Buchanan & Ryvarden, poroid hymenophore, wood-rotting, white rot, Australia, sequence data unavailable, see Kirk et al. 2013 (genus accepted).

Australovuilleminia Ghobad-Nejhad & Hallenb. 2010, Vuilleminiaceae, Corticiales, Agaricomycetes, asexual morph unknown, one species, type species *A. coccinea* Ghobad-Nejhad & Hallenb., saprotroph, wood-rotting, on dead attached twigs and branches of *Nothofagus* in New Zealand, sequence data available, see Ghobad-Nejhad et al. 2010 (phylogeny, *Vuilleminia*, Corticiales).

Austrobasidium Palfner 2006, Exobasidiaceae, Exobasidiales, Exobasidiomycetes, one species, type species *A. pehueldeni* Palfner, plant parasite (stem) on *Hydrangea* spp. (Hydrangeaceae), Chile, cultures unavailable, sequence data unavailable, see Begerow et al. 2014.

Austroboletus (Corner) Wolfe 1980, Boletaceae, Boletales, Agaricomycetes, asexual morph unknown, c. 36 species, type species *A. dictyotus* (Boedijn) Wolfe, stipitate-pileate, worldwide, some species edible (*A. gracilis* (Peck) Wolfe), see Dai et al. 2010b (edible mushrooms, China), see Fulgenzi et al. 2010 (new record, Guyana), Kirk et al. 2013 (genus accepted), sequence data available, see Drehmel et al. 2008 (phylogeny, boletes), new spp. see da Marcela Vasco-Palacios et al. 2014 (Colombian Amazonia), Das and Dentinger 2015 (India), Fechner et al. 2017 (Australia).

Austroclitocybe Raithelh. 1972, *incertae sedis*, Agaricales, Agaricomycetes, asexual morph unknown, two species, type species *A. veronicae* Raithelh., temperate America, sequence data unavailable, see Kirk et al. 2013 (genus accepted).

Austrogaster Singer 1962, Paxillaceae, Boletales, Agaricomycetes, asexual morph unknown, four species, type species *A. marthae* Singer, South America (temperate),

New Zealand, sequence data unavailable, see Kirk et al. 2013 (genus accepted).

Austrogautieria E.L. Stewart & Trappe 1985, Gallaceaceae, Hysterangiales, Agaricomycetes, asexual morph unknown, seven species, type species *A. macrospora* E.L. Stewart & Trappe, Australia, see Kirk et al. 2013 (genus accepted), sequence data available, see Hosaka et al. 2008 (biogeography, Hysterangiales), Truong et al. 2017b (DNA-barcoding).

Austrolentinus Ryvarden 1991, *incertae sedis*, Polyporales, Agaricomycetes, asexual morph unknown, one species, type species *A. tenebrosus* (Corner) Ryvarden, hymenophore lamellate, wood-rotting, Australia, Solomon Islands, sequence data unavailable, see Kirk et al. 2013 (genus accepted).

Austroomphaliaster Garrido 1988, *incertae sedis*, Agaricales, Agaricomycetes, asexual morph unknown, one species, type species *A. nahuelbutensi*s Garrido, temperate America, sequence data unavailable, see Kirk et al. 2013 (genus accepted).

Austropaxillus Bresinsky & Jarosch 1999, Serpulaceae, Boletales, Agaricomycetes, asexual morph unknown, nine species, type species *A. statuum* (Speg.) Bresinsky & Jarosch, ectomycorrhizal, widespread (southern temperate), see Kirk et al. 2013 (genus accepted), sequence data available, see Skrede et al. 2011 (evolution, phylogeny).

Austropuccinia Beenken 2017, Sphaerophragmiaceae, Pucciniales, Pucciniomycetes, one species, type species *A. psidii* (G. Winter) Beenken (asexual morph *Uredo psidii* J.A. Simpson, K. Thomas & Grgur.), biotrophic on Myrtaceae, terrestrial, Australia, Brazil, China, USA, Hawaii, Japan, Mexico, New Caledonia, New Zealand, South Africa, South America, sequence data available, see Tan et al. 2014 (phylogeny), Machado et al. 2015 (epitypification), Beenken 2017 (distribution, morphology, phylogeny). Several authors (e.g., Sandhu et al. 2016) assume that the myrtle rust is a species complex, future research will show how many species exist in the genus.

Baeodromus Arthur 1905, Pucciniosiraceae, Pucciniales, Pucciniomycetes, six species, type species *B. holwayi* Arthur, biotrophic on Asteraceae, Ranunculaceae, Urticaceae, terrestrial, China, Central America, North America, South America, Russia, sequence data unavailable, see Kirk et al. 2013 (genus accepted).

Baeospora Singer 1938, *incertae sedis*, Agaricales, Agaricomycetes, asexual morph unknown, 13 species, type species *B. myosura* (Fr.) Singer, North temperate, tropical, snowbank agaric, saprobic, see Hutchison et al. 2012 (morphology, new spp.), Kirk et al. 2013 (genus accepted), sequence data available, see Walther et al. 2005 (phylogeny, conidiogenesis modes).

Ballistosporomyces Nakase, G. Okada & Sugiy. 1989, Chionosphaeraceae, Agaricostilbales, Agaricostilbomycetes, sexual morph unknown, four species, type species *B. xanthus* Nakase, G. Okada & Sugiy., yeast, Japan, see Kirk et al. 2013 (genus accepted), Kurtzman et al. 2011 (taxonomy), cultures and sequence data available, see Wang et al. 2015e (phylogenetic classification of yeasts, Pucciniomycotina), new spp. see Han et al. 2016b (China).

Baltazaria Leal-Dutra, Dentinger & G.W. Griff. 2018, Peniophoraceae, Russulales, Agaricomycetes, asexual morph unknown, four species, type species *B. galactina* (Fr.) Leal-Dutra, Dentinger & G.W. Griff., corticioid, wood-rotting, worldwide, sequence data available, see Leal-Dutra et al. 2018 (taxonomy and phylogeny).

Bambusiomyces Vánky 2011, Ustilaginaceae, Ustilaginales, Ustilaginomycetes, one species, type species *B. shiraianus* (Henn.) Vánky, plant parasite on woody bamboos (Bambuseae, Poaceae), South East Asia, cultures unavailable, sequence data unavailable, see Vánky 2011 (taxonomy), McTaggart et al. 2012a (taxonomy).

Bandonia A.M. Yurkov, X.Z. Liu, F.Y. Bai, M. Groenew. & Boekhout 2015, Tetragoniomycetaceae, Trichosporonales, Tremellomycetes, sexual morph unknown, one species, type species *B. marina* (Uden & Zobell) A.M. Yurkov, X.Z. Liu, F.Y. Bai, M. Groenew. & Boekhout, yeast, aquatic, worldwide, sequence data available, see Liu et al. 2015b (taxonomy and phylogeny).

Bankera Coker & Beers ex Pouzar 1955, Bankeraceae, Thelephorales, Agaricomycetes, asexual morph unknown, eight species, type species *B. fuligineoalba* (J.C. Schmidt) Coker & Beers ex Pouzar, worldwide, on soil, basidioma stipitate, hymenophore hydnoid, see Kirk et al. 2013 (genus accepted), sequence data available.

Bannoa Hamam. 2002, Erythrobasidiaceae, Erythrobasidiales, Cystobasidiomycetes, sexual and asexual morphs known, four species, type species *B. hahajimensis* Hamam., Thanh & Nakase, yeast, isolated from plant material, Japan, see Kurtzman et al. 2011 (taxonomy), cultures and sequence data available, see Wang et al. 2015e (emended, phylogeny).

Bannozyma Q.M. Wang, F.Y. Bai, M. Groenew. & Boekhout 2015, Chrysozymaceae, *incertae sedis*, Microbotryomycetes, sexual morph unknown, two species, type species *B. yamatoana* (Nakase, M. Suzuki & M. Itoh) Q.M. Wang, F.Y. Bai, M. Groenew. & Boekhout, yeast, psychrophilic, Arctic, Japan, cultures and sequence data available, see Wang et al. 2015e (taxonomy, phylogeny).

Baorangia G. Wu & Zhu L. Yang 2015, Boletaceae, Boletales, Agaricomycetes, asexual morph unknown, four species, type species *B. pseudocalopus* (Hongo) G. Wu & Zhu L. Yang, ectomycorrhizal, stipitate-pileate, China, Japan, North America, sequence data available, see Wu et al. 2016e (taxonomy).

Barcheria T. Lebel 2004, Agaricaceae, Agaricales, Agaricomycetes, asexual morph unknown, one species, type species *B. willisiana* T. Lebel, Australia, sequence data available, see Lebel et al. 2004 (monograph).

Bartheletia G. Arnaud ex Scheuer, R. Bauer, M. Lutz, Stabenth., Melnik & Grube 2008, *incertae sedis*, *incertae sedis*, Basidiomycota, one species, type species *B. paradoxa* G. Arnaud ex Scheuer, R. Bauer, M. Lutz, Stabenth., Melnik & Grube, Austria, Denmark, France, Germany, Russia, Sweden, The Netherlands, United Kingdom, Korea, Japan, living on ginkgo, see Kirschner and Okuda 2013 (new record, Japan), sequence data available, see Scheuer et al. 2008 (monograph).

Basidioascus Matsush. 2003, Geminibasidiaceae, Geminibasidiales, Wallemiomycetes, asexual morph unknown, three species, type species *B. undulatus* Matsush., Australia, sequence data available, see Nguyen et al. 2013a (phylogeny, new sp.), Nasr et al. 2014b (new sp., Iran).

Basidiodendron Rick 1938, *incertae sedis*, Auriculariales, Agaricomycetes, asexual morph unknown, c. 15 species, type species *B. luteogriseum* Rick, widespread, see Kirk et al. 2013 (genus accepted), sequence data available, see Sotome et al. 2014 (Asian species, poroid Auriculariales, phylogeny).

Basidiopycnis Oberw., R. Kirschner, R. Bauer, Begerow & Arenal 2006, Hoehnelomycetaceae, Atractiellales, Atractiellomycetes, synonyms *Basidiopycnides albertensis* J. Reid, Eyjólfsd. & Georg Hausner 2008, asexual morph known, one species, type species *B. hyaline* Oberw., R. Kirschner, R. Bauer, Begerow & Arenal, presumably mycophilic but nature of association unknown, in bark beetle galleries in dead wood of conifers, Europe and North America, see Oberwinkler et al. 2006 (integrated taxonomy), Kischner and Oberwinkler 2009 (integrated taxonomy), sequence data available, see Aime et al. 2018c (phylogeny).

Basidioradulum Nobles 1967, Schizoporaceae, Hymenochaetales, Agaricomycetes, asexual morph unknown, one species, type species *B. radula* (Fr.) Nobles, basidioma resupinate, hymenophore raduloid or hydnoid, wood-rotting, Europe, North America, see Kirk et al. 2013 (genus accepted), sequence data available, see Weiß and Oberwinkler 2001 (phylogeny).

Battarrea Pers. 1801, Agaricaceae, Agaricales, Agaricomycetes, asexual morph unknown, three species, type species *B. phalloides* (Dicks.) Pers., worldwide, terrestrial, saprobic, see Kirk et al. 2013 (genus accepted), sequence data available, see Martín and Johannesson 2000 (phylogeny, Europe), Martín et al. 2013b (phylogeny), Ivančević et al. 2016 (taxonomy, worldwide review).

Battarreoides T. Herrera 1953, Agaricaceae, Agaricales, Agaricomycetes, asexual morph unknown, one species, type species *B. potosinus* T. Herrera (current name: *B. diguetii* (Pat. & Har.) R. Heim & T. Herrera), America (deserts), sequence data unavailable, see Kirk et al. 2013 (genus accepted).

Bauerago Vánky 1999, Microbotryaceae, Microbotryales, Microbotryomycetes, nine species, type species *B. abstrusa* (Malençon) Vánky, worldwide, biotrophic in seeds of Commelinaceae, Cyperaceae, Juncaceae, see Kirk et al. 2013 (genus accepted), Denchev and Denchev 2018 (taxonomic re-examination, Africa), sequence data available, see Kemler et al. 2006, 2009 (phylogeny, Microbotryaceae, non-caryophyllaceous plant-parasitic species, *Microbotryum*).

Beenakia D.A. Reid 1956, Clavariadelphaceae, Gomphales, Agaricomycetes, asexual morph unknown, seven species, type species *B. dacostae* D.A. Reid, wood-decaying, widespread (tropical), see Kirk et al. 2013 (genus accepted), sequence data available, see Giachini et al. 2010 (phylogeny, Gomphales).

Bensingtonia Ingold 1986, Kondoacea, Agaricostilbales, Agaricostilbomycetes, sexual morph unknown, five species, type species *B. ciliata* Ingold, yeast, worldwide, see Kurtzman et al. 2011 (taxonomy), cultures and sequence data available, see Wang et al. 2015e (taxonomy and phylogeny).

Biatoropsis Räsänen 1934, *incertae sedis*, Tremellales, Tremellomycetes, asexual morph unknown, four species, type species *B. usnearum* Räsänen, lichenicolous, worldwide, see Kirk et al. 2013 (genus accepted), cultures unavailable, sequence data available, see Liu et al. 2015b (taxonomy and phylogeny).

Bibulocystis J. Walker, Beilharz, Pascoe & Priest 2006, Raveneliaceae, Pucciniales, Pucciniomycetes, three species, type species *B. pulcherrima* J. Walker, Beilharz, Pascoe & Priest, Australia, New Caledonia, sequence data unavailable, new sp. see Walker and Shivas 2009 (morphology, Australia).

Binderoboletus T.W. Henkel & M.E. Sm. 2016, Boletaceae, Boletales, Agaricomycetes, asexual morph unknown, one species, type species *B. segoi* T.W. Henkel & Husbands, stipitate-pileate, presumably ectomycorrhizal, South America, DNA sequence data available, see Henkel et al. 2016 (taxonomy).

Bjerkandera P. Karst. 1879, Phanerochaetaceae, Polyporales, Agaricomycetes, asexual morph unknown, five species, type species *B. adusta* (Willd.) P. Karst., basidioma pilate, hymenophore poroid, wood-rotting, white rot, widespread, see Kirk et al. 2013 (genus accepted), sequence data available, see Jung et al. 2014 (sequence validation), Westphalen et al. 2015 (new sp., new combination, phylogeny, Central and South America), Ryvarden 2016b (new sp., morphology, tropical America), Zmitrovich and Kovalenko 2016 (Russia, intraspecies polymorphism).

Blasiphalia Redhead 2007, *incertae sedis*, *incertae sedis*, Agaricomycetes, asexual morph unknown, one species, type species *B. pseudogrisella* (A.H. Sm.) Redhead, USA, sequence data unavailable, see Kirk et al. 2008.

Blastospora Dietel 1908 (= *Pelastoma*), Mikronegeriaceae, Pucciniales, Pucciniomycetes, five species, type species *B. smilacis* Dietel, asexual morphs *Caeoma* Link 1809, *Pelastoma* M. Salazar, A.A. Carvalho & J.F. Hennen 2012, biotrophic on Apocynaceae, Betulaceae, Smilacaceae, terrestrial, Central and South America, Japan, see Yepes and de Carvalho 2012 (new combination, asexual morph), Kirk et al. 2013 (genus accepted), sequence data available, see Aime 2006 (phylogeny, family-level, Uredinales).

Blastosporella T.J. Baroni & Franco-Mol. 2007, Lyophyllaceae, Agaricales, Agaricomycetes, asexual morph unknown, one species, type species *B. zonata* T.J. Baroni & Franco-Mol., Colombia, sequence data available, see Baroni et al. 2007 (taxonomy).

Blumenavia Möller 1895, Phallaceae, Phallales, Agaricomycetes, asexual morph unknown, three species, type species *B. rhacodes* Möller, terrestrial, south America; Africa, see Kirk et al. 2013 (genus accepted), sequence data available, see Degreef et al. 2013 (morphology), Trierveiler-Pereira et al. 2014a (phylogeny, morphology).

Bogbodia Redhead 2013, Strophariaceae, Agaricales, Agaricomycetes, asexual morph unknown, one species, type species *B. uda* (Pers.) Redhead, worldwide, sequence data unavailable, see Redhead 2013a (taxonomy).

Boidinella Nakasone 2011, *incertae sedis*, Cantharellales, Agaricomycetes, asexual morph unknown, two species, type species *B. globulispora* (Boidin & Lanq.) Nakasone, wood-decaying, Europe, sequence data unavailable, see Nakasone 2011 (taxonomy, morphology).

Boidinia Stalpers & Hjortstam 1982, Russulaceae, Russulales, Agaricomycetes, asexual morph unknown, eleven species, type species *B. furfuracea* (Bres.) Stalpers & Hjortstam, worldwide, see Kirk et al. 2013 (genus accepted), sequence data available, see Larsson and Larsson 2003 (phylogeny), new spp. see Adamčík et al. 2015 (China).

Bolbitius Fr. 1838, Bolbitiaceae, Agaricales, Agaricomycetes, asexual morph unknown, c. 70 species, type species *B. titubans* (Bull.) Fr., worldwide, saprobic, dung fungi, see Kirk et al. 2013 (genus accepted), sequence data available, see Amandeep et al. 2013 (India), Malysheva et al. 2015a (taxonomic revision, Russia), new spp. see Hausknecht et al. 2008 (Italy), Dähncke et al. 2010 (Spain), Crous et al. 2015a (new sp., phylogeny).

Boletellus Murrill 1909, Boletaceae, Boletales, Agaricomycetes, asexual morph unknown, c. 50 species, type species *B. ananas* (M.A. Curtis) Murrill, stipitate-pileate, ectomycorrhizal, worldwide (mostly subtropical to tropical), some species edible see Boa 2004, see Kirk et al. 2013 (genus accepted), DNA sequence data available, see Halling and Ortiz-Santana 2009 (revision of sect. *Ixocephali*), Halling et al. 2015 (phylogeny, new spp. and combinations), new spp. see Fulgenzi et al. 2008 (Guyana), Mayor et al. 2008 (Guyana), Sato and Hattori 2015 (Japan), Wu et al. 2016f (China), Parihar et al. 2018a (India).

Boletinellus Murrill 1909, Boletinellaceae, Boletales, Agaricomycetes, asexual morph unknown, one species, type species *B. merulioides* (Schwein.) Murrill, North America, Japan, see Kirk et al. 2013 (genus accepted), sequence data available, see Binder et al. 2006 (Agaricales, phylogeny).

Boletochaete Singer 1944, Boletaceae, Boletales, Agaricomycetes, asexual morph unknown, five species, type species *B. spinifera* (Pat. & C.F. Baker) Singer, stipitate-pileate, ectomycorrhizal, Souteast Asia, see Kirk et al. 2013 (genus accepted), sequence data unavailable, see Horak 2011 (new combinations).

Boletopsis Fayod 1889, Bankeraceae, Thelephorales, Agaricomycetes, asexual morph unknown, ten species, type species *B. leucomelaena* (Pers.) Fayod, worldwide, terrestrial, some species edible [*B. grisea* (Peck) Bondartsev & Singer], see Dai et al. 2010b (edible mushrooms, China), Kirk et al. 2013 (genus accepted), sequence data available, see Watling and Milne 2008 (European, North American), new spp. see Cooper and Leonard 2012 (Southern Hemisphere).

Boletus L. 1753, Boletaceae, Boletales, Agaricomycetes, asexual morph unknown, c. 350 species, type species *B. edulis* Bull., terrestrial, ectomycorrhizal, some stipitate-pileate, others are sequestrate, porcini mushrooms, some species edible, King bolete (*B. edulis* Bull.), see Drehmel et al. 2008 (phylogeny, biodiversity, boletes), Sarikurkcu et al. 2008 (antioxidant activity), Dai et al. 2010b (edible mushrooms, China), Kirk et al. 2013 (genus accepted), sequence data available, see Beugelsdijk et al. 2008 (Europe, phylogeny, *Boletus* section *Boletus*), Dentinger et al. 2010 (*Boletus* section *Boletus*, monograph), Nuhn et al. 2013 (phylogeny, Boletaceae), Cui et al. 2016 (Porcini mushrooms, *Boletus* sect. *Boletus*, China), new spp. see Arora 2008 (California, USA), Korhonen et al. 2009 (Fennoscandia), Ortiz-Santana et al. 2009a, b (North America, Gulf Coast, Northern Florida), Takahashi et al. 2011 (Japan), Blanco-Dios and Marques 2013 (coastal dunes of Northwest Spain), Gelardi et al. 2013a (China), Nuhn et al. 2013 (New Zealand), Takahashi et al. 2013 (Japan), Arora and Frank 2014a (USA), Halling et al. 2014 (Thailand, Australia), Li et al. 2014a (China), Šutara et al. 2014 (Czech Republic), Zeng et al. 2014 (China), Chakraborty et al. 2015 (India), Das and Dentinger 2015 (India), Cui et al. 2016 (China), Terashima et al. 2016 (Japan), Chakraborty et al. 2017b (India).

Bondarcevomyces Parmasto 1999, Tapinellaceae, Boletales, Agaricomycetes, asexual morph unknown, one species, type species *B. taxi* (Bondartsev) Parmasto, Asia, see Kirk et al. 2013 (genus accepted), sequence data available, see Binder et al. 2010 (phylogeny).

Bondarzewia Singer 1940, Bondarzewiaceae, Russulales, Agaricomycetes, asexual morph unknown, 14 species, type species *B. montana* (Quél.) Singer, worldwide, see Kirk et al. 2013 (genus accepted), sequence data available, see Chen et al. 2016e (phylogeny), Song et al. 2016c (phylogeny, biogeography), new spp. see Dai et al. 2010a (China), Das et al. 2015a (India).

Boninogaster Kobayasi 1937, *incertae sedis*, Geastrales, Agaricomycetes, asexual morph unknown, one species, type species *B. phalloides* Kobayasi, Bonin islands, Japan, see Kirk et al. 2013 (genus accepted), sequence data available.

Bonomyces Vizzini 2014, Pseudoclitocybaceae, Agaricales, Agaricomycetes, asexual morph unknown, three species, type species *B. sinopicus* (Fr.) Vizzini, worldwide, agaricoid, see Vizzini 2014b (taxonomy), sequence data available, see Alvarado et al. 2018a, b (phylogeny).

Boreostereum Parmasto 1968, Gloeophyllaceae, Gloeophyllales, Agaricomycetes, asexual morph unknown, four species, type species *B. radiatum* (Peck) Parmasto, widespread (north temperate), brown rot, wood-rotting, see Kirk et al. 2013 (genus accepted), Chen et al. 2016a (novel natural compounds), sequence data available, see Garcia-Sandoval et al. 2011 (phylogeny).

Borofutus Hosen & Zhu L. Yang 2012, Boletaceae, Boletales, Agaricomycetes, asexual morph unknown, one species, type species *B. dhakanus* Hosen & Zhu L. Yang, stipitate-pileate, presumably ectomycorrhizal, Asia (tropical), sequence data available, see Hosen et al. 2013 (morphology, taxonomy, phylogeny), Vadthanarat et al. 2018 (phylogeny, Thailand).

Bothia Halling, T.J. Baroni & Manfr. Binder 2007, Boletaceae, Boletales, Agaricomycetes, asexual morph unknown, two species, type species *B. castanella* (Peck) Halling, T.J. Baroni & Manfr. Binder, stipitate-pileate, ectomycorrhizal, North America, Asia, sequence data available, new spp. see Zeng et al. 2015 (China).

Botryobasidium Donk 1931 (= *Haplotrichum* Link *fide* Rossman et al. 2016), Botryobasidiaceae, Cantharellales, Agaricomycetes, asexual morph described as *Haplotrichum* spp., c. 58 species, type species *B. subcoronatum* (Höhn. & Litsch.) Donk, saprotrophic, widespread, see Kirk et al. 2013 (genus accepted), McLaughlin and Spatafora 2014 (overview of genus), Rossman et al. 2016 (although *Haplotrichum* is the older name, *Botryobasidium* is proposed for protection due to its size and popularity), sequence data available, see Brazee et al. 2014 (ecology), Rosenthal et al. 2017 (ecology, corticioid fungi in North American pinaceous forests), new spp. see Bernicchia et al. 2010 (Italy), Buyck et al. 2017 (Africa).

Botryoconis Syd. & P. Syd. 1906, Cryptobasidiaceae, Exobasidiales, Exobasidiomycetes, two species, type species *B. saccardoi* Syd. & P. Syd., plant parasites (leaves, stem, fruits) on Lauraceae, Central and South America, cultures unavailable, see Kirk et al. 2013 (genus accepted), sequence data unavailable, see Begerow et al. 2002, 2014 (taxonomy).

Botryodontia (Hjortstam & Ryvarden) Hjortstam 1987, Hymenochaetaceae, Hymenochaetales, Agaricomycetes, asexual morph unknown, six species, type species *B. cirrata* (Hjortstam & Ryvarden) Hjortstam, wood-decaying, widespread, see Kirk et al. 2013 (genus accepted), sequence data available, see Sell et al. 2014 (*B. millavensis* and *Oxyporus philadelphi* are conspecific).

Botryorhiza Whetzel & Olive 1917, Chaconiaceae, Pucciniales, Pucciniomycetes, one species, type species *B. hippocrateae* Whetzel & Olive, biotrophic on Hippocrateaceae, terrestrial, Brazil, Puerto Rico, sequence data unavailable, see Kirk et al. 2013 (genus accepted).

Bourdotia (Bres.) Bres. & Torrend 1913, *incertae sedis*, Auriculariales, Agaricomycetes, asexual morph unknown, one species, type species *B. galzinii* (Bres.) Trotter, widespread, see Kirk et al. 2013 (genus accepted), sequence data available, see Sotome et al. 2014 (Asian species, poroid Auriculariales, phylogeny).

Bourdotiella Duhem & Schultheis 2011, *incertae sedis*, Polyporales, Agaricomycetes, asexual morph unknown, one species, type species *B. complicata* Duhem & Schultheis, corticioid basidioma, wood-rotting, France, sequence data unavailable, see Bernard and Schultheis 2011 (new genus, new species, morphology).

Bourdotigloea Aime 2018, Phleogenaceae, Atractiellales, Atractiellomycetes, asexual morph unknown, c. nine species, type species *B. vestita* (Bourdot & Galzin) Aime, presumably saprobic, on decaying wood, decaying herbaceous material and old fungi, Europe and North America, sequence data available, see Aime et al. 2018c (taxonomy, phylogeny), Spirin et al. 2018c (phylogeny, new spp.).

Bovista Pers. 1794, Lycoperdaceae, Agaricales, Agaricomycetes, asexual morph unknown, c. 58 species, type species *B. plumbea* Pers., two subgenera *Globaria* and *Bovista*, worldwide, see Kirk et al. 2013 (genus accepted), sequence data available, see Larsson and Jeppson 2008 (phylogeny, Europe), Larsson et al. 2009a (phylogeny, Europe), new spp. see Trierveiler-Pereira et al. 2010 (Brazil), Yousaf et al. 2013 (Pakistan), Jeppson et al. 2016 (Hungary), Rebriev et al. 2017 (Russia), Trierveiler-Pereira et al. 2018 (Brazil).

Brachybasidium Gäum. 1922, Brachybasidiaceae, Exobasidiales, Exobasidiomycetes, asexual morph unknown, one species, type species *B. pinangae* (Racib.) Gäum., plant

parasites (leaves) on *Pinang*a spp. (Arecaceae), West Java, see Kirk et al. 2013 (genus accepted), cultures unavailable, sequence data unavailable, see Begerow et al. 2002, 2014 (taxonomy).

Brauniella Rick ex Singer 1955, Strophariaceae, Agaricales, Agaricomycetes, asexual morph unknown, one species, type species *B. alba* (Rick) Rick ex Singer, America, sequence data unavailable, see Kirk et al. 2013 (genus accepted).

Bresadolia Speg. 1883, Polyporaceae, Polyporales, Agaricomycetes, asexual morph unknown, four species, type species *B. paradoxa* Speg., on dead wood, white rot, tropical to warm-temperate, sequence data available, see Motato-Vásquez et al. 2018 (genus accepted, phylogeny, taxonomy).

Brevicellicium K.H. Larss. & Hjortstam 1978, Hydnodontaceae, Trechisporales, Agaricomycetes, asexual morph unknown, 13 species, type species *B. exile* (H.S. Jacks.) K.H. Larss. & Hjortstam, wood-decaying, Europe, see Kirk et al. 2013 (genus accepted), sequence data available, see Sjökvist et al. 2012 (evolution), Telleria et al. 2013a (phylogeny).

Brevicellopsis Hjortstam & Ryvarden 2008, *incertae sedis*, *incertae sedis*, Basidiomycota, asexual morph unknown, one species, type species *B. allantospora* (Hjortstam & Ryvarden) Hjortstam & Ryvarden, worldwide, sequence data unavailable, see Hjortstam and Ryvarden 2008b (taxonomy).

Bridgeoporus T.J. Volk, Burds. & Ammirati 1996, *incertae sedis*, *incertae sedis*, Agaricomycetes, asexual morph unknown, two species, type species *B. nobilissimus* (W.B. Cooke) T.J. Volk, Burds. & Ammirati, USA, basidioma pileate, hymenophore poroid, wood-rotting, see Kirk et al. 2013 (genus accepted), sequence data available, new spp. see Wu et al. 2017a (China).

Broomeia Berk. 1844, Broomeiaceae, Agaricales, Agaricomycetes, asexual morph unknown, two species, type species *B. congregata* Berk., Americas, Asia, sequence data unavailable, see Lugo et al. 2012 (morphology, new record, Argentina), Kirk et al. 2013 (genus accepted).

Brunneocorticium Sheng H. Wu 2007, Marasmiaceae, Agaricales, Agaricomycetes, asexual morph unknown, one species, type species *B. pyriforme* Sheng H. Wu, China, sequence data available, see Wu et al. 2007 (taxonomy).

Brunneoporus Audet 2017, Fomitopsidaceae, Polyporales, Agaricomycetes, asexual morph unknown, five species, type species *B. malicola* (Berk. & M.A. Curtis) Audet, wood-rotting, sequence data available, see Audet 2017b (taxonomy).

Bryoperdon Vizzini 2017, Lycoperdaceae, Agaricales, Agaricomycetes, asexual morph unknown, one species, type species *B. acuminatum* (Bosc) Vizzini, sequence data available, see Vizzini and Ercole 2017 (phylogeny, taxonomy).

Buchwaldoboletus Pilát 1969, Boletaceae, Boletales, Agaricomycetes, asexual morph unknown, eleven species, type species *B. lignicola* (Kallenb.) Pilát, stipitate-pileate, lignicolous and mycoparasitic see Nuhn et al. 2013, worldwide, see Ortiz-Santana and Both 2011 (review with new combinations), Kirk et al. 2013 (genus accepted), sequence data available, new spp. see Blanco-Dios and Marques 2013 (Europe).

Buckleyzyma Q.M. Wang, F.Y. Bai, M. Groenew. & Boekhout 2015, Buckleyzymaceae, Buckleyzymales, Cystobasidiomycetes, sexual morph unknown, five species, type species *B. aurantiaca* (Saito) Q.M. Wang, F.Y. Bai, M. Groenew. & Boekhout, yeast, worldwide, cultures and sequence data available, see Wang et al. 2015e (taxonomy, phylogeny).

Buglossoporus Kotl. & Pouzar 1966, Fomitopsidaceae, Polyporales, Agaricomycetes, asexual morph unknown, nine species, type species *B. quercinus* (Schrad.) Kotl. & Pouzar, hymenophore poroid, wood-rotting, brown rot, widespread, see Kirk et al. 2013 (genus accepted), sequence data available, see Han et al. 2016a (new sp., phylogeny, China).

Bulbilla Diederich, Flakus & Etayo 2014 [= *Adamflakia* Diederich & Lawrey nom. inval. et nom. illeg. superfl.], *incertae sedis*, Cantharellales, Agaricomycetes, only asexual morph known (bulbil-forming), one species, type species *B. applanata* Diederich, Flakus & Etayo [= *Adamflakia applanata* (Diederich, Flakus & Etayo) Diederich & Lawrey, nom. inval.], sequence data available, see Diederich et al. 2014 (new sp., phylogeny).

The new name *Adamflakia* was introduced by Lawrey et al. (2016) for *Bulbilla* because these authors believed that the latter generic name was not validly published following Art. 20.2 (ICN), stating that it "coincides with a Latin technical term in use in morphology". As a consequence, the names *Adamflakia* and *A. applanata* (as "*A. applanata* Diederich & Lawrey") were recently accepted in the world-wide checklist of lichenicolous fungi (Diederich et al. 2018a). However, *Bulbilla* was actually validly published because it is not a morphological term. In the case of the term "bulbil" there is no corresponding "bulbilla" in use for this morphological structure in Latin. The Latin term would be "bulbillus" and thus only the exact spelling "*Bulbillus*" is not allowed following Art. 20.2. A similar case exists for the genus *Spinulum* in lycopods. The Latin term would be "spinula", but because the generic name ends with "-um", and not "-a", the fern community considers it as valid (PPG I 2016, p. 570; see also discussion on http://www.fernsoftheworld.com/2014/01/02/spinulum-annotinum/) and Art. 20.2 does not to apply here too. In addition, the genus *Adamflakia* was invalidly published

(Art. 40.1 (Melbourne)) because the type of *Adamflakia* should have been cited as *A. applanata* (not *B. applanata*). As a result of the genus not being validly published, the species *Adamflakia applanata* is invalid too because it was published in an invalidly published genus (Art. 35.1). Because *Bulbilla* was validly published, *Adamflakia* is both invalid (because it wasn't validly published) and illegitimate (because it was a superfluous renaming since *Bulbilla* was available, valid and legitimate), and *A. applanata* is invalid (since the genus was invalid, the species cannot be validly combined).

Bulbillomyces Jülich 1974, *incertae sedis*, Polyporales, Agaricomycetes, asexual morph *Aegerita* Pers. 1794, one species, type species *B. farinosus* (Bres.) Jülich, worldwide, see Kirk et al. 2013 (genus accepted), sequence data available, see Larsson 2007b (phylogeny, *Hyphoderma*), Justo et al. 2017 (phylogeny, Polyporales).

Bullera Derx 1930, Bulleraceae, Tremellales, Tremellomycetes, sexual and asexual morphs known, four species, type species *B. alba* (W.F. Hanna) Derx, yeast, possibly mycoparasite, plant material, worldwide, see Kurtzman et al. 2011 (taxonomy), cultures and sequence data available, Liu et al. 2015b (taxonomy and phylogeny).

Bulleribasidium J.P. Samp., M. Weiss & R. Bauer 2002, Bulleribasidiaceae, Tremellales, Tremellomycetes, sexual and asexual morphs known, eleven species, type species *B. oberjochense* J.P. Samp., Gadanho, M. Weiss & R. Bauer, yeast, possibly mycoparasite, widespread, see Kurtzman et al. 2011 (taxonomy), cultures and sequence data available, see Liu et al. 2015b (taxonomy and phylogeny).

Burgella Diederich & Lawrey 2007, Hydnaceae, Cantharellales, Agaricomycetes, only asexual morph known (bulbil-forming), two species, type species *B. flavoparmeliae* Diederich & Lawrey, North and South America, sequence data available, see Diederich et al. 2014 (new spp., phylogeny).

Burgellopsis Diederich & Lawrey 2014, Hydnaceae, Cantharellales, Agaricomycetes, only asexual morph known (bulbil-forming), one species, type species *B. nivea* Diederich & Lawrey, Scotland, sequence data available, see Diederich et al. 2014 (new spp., phylogeny), Lawrey et al. 2016 (phylogeny).

Burgoa Goid. 1937, Hydnaceae, Cantharellales, Agaricomycetes, asexual morph known (bulbil-forming), nine species, type species *B. verzuoliana* Goid., propagules bulbils, widespread, see Kirk et al. 2013 (genus accepted), sequence data available, see Diederich and Lawrey 2007 (new sp.), Kiyuna et al. 2015 (Japan, ecology).

Burrillia Setch. 1891, Doassansiaceae, Doassansiales, Exobasidiomycetes, four species, type species *B. pustulata* Setch., plant parasites on monocots (Alismataceae, Pontederiaceae), South and East Asia, North America, India, cultures unavailable, sequence data unavailable, see Begerow et al. 2014 (taxonomy).

Butlerelfia Weresub & Illman 1980, Atheliaceae, Atheliales, Agaricomycetes, asexual morph unknown, one species, type species *B. eustacei* Weresub & Illman, Canada, Europe, see Kirk et al. 2013 (genus accepted), sequence data available, see Vu et al. 2019 (DNA barcodes).

Butyrea Miettinen 2016, Steccherinaceae, Polyporales, Agaricomycetes, asexual morph unknown, two species, type species *B. luteoalba* (P. Karst.) Miettinen, resupinate basidioma, poroid hymenophore, wood-rotting, widespread (northern Europe, Asia), sequence data available, see Miettinen et al. 2012 (phylogeny), Miettinen and Ryvarden 2016 (new genus, new combinations, phylogeny), Zmitrovich et al. 2018a (taxonomy).

Butyriboletus Arora & J.L. Frank 2014, Boletaceae, Boletales, Agaricomycetes, asexual morph unknown, c. 25 species, type species *B. appendiculatus* (Schaeff.) D. Arora & J.L. Frank, stipitate-pileate, ectomycorrhizal, worldwide, some species edible, see Boa 2004 (wild edible fungi), sequence data available, see Arora and Frank 2014b (phylogeny, new spp. and combinations), new spp. see Liang et al. 2016 (China), Wu et al. 2016f (China), new combinations see Zhao et al. 2015d.

Byssocorticium Bondartsev & Singer 1944, Atheliaceae, Atheliales, Agaricomycetes, asexual morph unknown, eleven species, type species *B. atrovirens* (Fr.) Bondartsev & Singer, ectomycorrhizal, widespread, see Kirk et al. 2013 (genus accepted), sequence data available, see Palmer et al. 2008 (ectomycorrhizal), Zmitrovich 2008 (species manual), Bahram et al. 2012 (ectomycorrhizal fungal diversity), Pickles et al. 2012 (ecology), Gao et al. 2013a (ecology), Miyamoto et al. 2014 (ectomycorrhizal fungus), new spp. see Kotiranta et al. 2011 (Finland), Dhingra 2014 (diversity, Himalaya and adjoining areas).

Byssomerulius Parmasto 1967, Irpicaceae, Polyporales, Agaricomycetes, asexual morph unknown, eight species, type species *B. corium* (Pers.) Parmasto, basidioma merulioid, wood-rotting, widespread, see Kirk et al. 2013 (genus accepted), sequence data available, see Larsson et al. 2004 (phylogeny, corticioid homobasidiomycetes), Jang et al. 2016 (Korea), new combination see Tura et al. 2011 (morphology, Israel), Justo et al. 2017 (Phylogeny, Polyporales).

Byssoporia M.J. Larsen & Zak 1978, Albatrellaceae, Russulales, Agaricomycetes, asexual morph unknown, one species, type species *B. terrestris* (DC.) M.J. Larsen & Zak, mycorrhizal, widespread, see Kirk et al. 2013 (genus accepted), sequence data available, see Larsson 2007a (corticioid fungi, phylogeny).

Cabalodontia Piątek 2004, Steccherinaceae, Polyporales, Agaricomycetes, asexual morph unknown, five species, type species *C. queletii* (Bourdot & Galzin) Piątek,

resupinate basidioma, varied hymenophore (ceraceous to subgelatinous, odontoid, tuberculate, smooth), wood-rotting, widespread (Northern Hemisphere), sequence data available, see Rosenthal et al. 2017 (ecology, corticioid fungi in North American pinaceous forests).

Caeoma Link 1809 (= *Hypodermium* Link 1815), *incertae sedis*, Pucciniales, Pucciniomycetes, asexual morph particularly of *Arthuria* H.S. Jacks., *Chrysocelis* Lagerh. & Dietel, *Gymnoconia* Lagerh., *Melampsora* Castagne, *Polioma* Arthur, c. 50 species, type species *C. berberidis* (Pers.) Har. (current name: *Puccinia graminis* Pers.), biotrophic on various families, terrestrial, worldwide, see Kirk et al. 2013 (genus accepted), sequence data available, see Aime et al. 2018a (phylogeny, evolution with host, Pucciniales), new spp. see Yepes and Céspedes 2008, Afshan et al. 2012 (morphology, Pakistan), Savchenko et al. 2014 (morphology, rust fungi, Israel).

Caeruleomyces Stalpers 2000, *incertae sedis*, Hymenochaetales, Agaricomycetes, sexual morph Hymenochaetales, one species, type species *C. verae* Stalpers, wood-decaying, sequence data unavailable, see Kirk et al. 2008.

Caetea Salazar-Yepes & A.A. Carvalho 2012, *incertae sedis*, Pucciniales, Pucciniomycetes, one species, type species *C. itatiaiaensis* Salazar-Yepes & A.A. Carvalho, biotrophic on Fabaceae (*Piptadenia*), terrestrial, Brazil, see Yepes and de Carvalho 2012 (taxonomy).

Calbovista Morse ex M.T. Seidl 1995, Lycoperdaceae, Agaricales, Agaricomycetes, asexual morph unknown, one species, type species *C. subsculpta* Morse ex M.T. Seidl, USA, sequence data unavailable, see Kirk et al. 2013 (genus accepted).

Calcipostia B.K. Cui, L.L. Shen & Y.C. Dai 2019, *incertae sedis*, Polyporales, Agaricomycetes, asexual morph unknown, one species, type species *C. guttulata* (Sacc.) B.K. Cui, L.L. Shen & Y.C. Dai, China, Europe, USA, wood-rotting, sequence data available, see Shen et al. 2019 (taxonomy, phylogeny).

Calidion Syd. & P. Syd. 1919 [1918], Uncolaceae, Pucciniales, Pucciniomycetes, four species, type species *C. lindsaeae* (Henn.) Syd. & P. Syd., biotrophic on Bombacaceae, Polypodiaceae, terrestrial, Brazil, Colombia, Asia (China, India, Sri Lanka), see Kirk et al. 2013 (genus accepted), sequence data unavailable, new spp. see Yepes and Céspedes 2008, Silva et al. 2009 (new combination, new host record, Brazil).

Callistodermatium Singer 1981, *incertae sedis*, Agaricales, Agaricomycetes, asexual morph unknown, one species, type species *C. violascens* Singer, Brazil, sequence data unavailable, see Kirk et al. 2013 (genus accepted).

Callistosporium Singer 1944, Biannulariaceae, Agaricales, Agaricomycetes, asexual morph unknown, 14 species, type species *C. palmarum* (Murrill) Singer, saprobic, wood-decaying or on soil, worldwide, see Antonín et al. 2009 (Czech, ecology), Kirk et al. 2013 (genus accepted), sequence data available, see Hofstetter et al. 2014 (phylogeny, Lyophyllaceae), Saba and Khalid 2014 (Pakistan), Sánchez-García et al. 2014, 2017 (phylogeny, evolution), new spp. see Desjardin and Hemmes 2011 (Hawaii), Desjardin and Perry 2017 (São Tomé and Príncipe, West Africa).

Caloboletus Vizzini 2014, Boletaceae, Boletales, Agaricomycetes, asexual morph unknown, 14 species, type species *C. calopus* (Pers.) Vizzini, stipitate-pileate, ectomycorrhizal, worldwide, see Vizzini 2014b, sequence data available, see Zhao et al. 2014d (phylogeny and new spp., Asia).

Calocera (Fr.) Fr. 1828, Dacrymycetaceae, Dacrymycetales, Dacrymycetes, asexual morph unknown, 18 species, type species *C. viscosa* (Pers.) Fr., wood-rotting, widespread, see Kirk et al. 2013 (genus accepted), sequence data available, see Nagy et al. 2015 (genome, evolution), new spp. see Wu et al. 2011b (China), Shirouzu et al. 2013a (Amazonia).

Calocybe Kühner ex Donk 1962, Lyophyllaceae, Agaricales, Agaricomycetes, asexual morph unknown, c. 46 species, type species *C. gambos*a (Fr.) Donk, worldwide, some species edible (*C. indica* Purkay. & A. Chandra), see Alam et al. 2008 (nutritional analysis), Dai et al. 2010b (Chinese edible mushrooms), Kirk et al. 2013 (genus accepted), sequence data available, see Garnica et al. 2007 (agarics, phylogeny, basidiospore ultrastructure), Bellanger et al. 2015 (phylogeny), new spp. see Floriani and Vizzini 2016 (Italy), Corriol et al. 2017 (France), Li et al. 2017a (China).

Calocybella Vizzini, Consiglio & Setti 2015, Lyophyllaceae, Agaricales, Agaricomycetes, asexual morph unknown, four species, type species *C. pudica* (Bon & Contu) Vizzini, Consiglio & Setti, Italy, France, Spain, India, Dominican Republic, sequence data available, see Vizzini et al. 2015a (monograph), new spp. see Latha et al. 2016b (India), Vizzini et al. 2017 (Dominican Republic).

Calostoma Desv. 1809, Calostomataceae, Boletales, Agaricomycetes, asexual morph unknown, 16 species, type species *C. cinnabarinum* Desv., ectomycorrhizal, widespread, see Wilson et al. 2012a (ecology), some species edible, yemitas (*C. cinnabarina* Desv.), see Bautista-Nava and Moreno-Fuentes 2009 (*C. cinnabarina*), some species medicinal use (*C. japonica* Henn.), see Dai and Yang 2008 (medicinal mushrooms, China), Kirk et al. 2013 (genus accepted), sequence data available, see Wilson 2009 (Sclerodermatineae, ecology, evolution), Wilson et al. 2012a (phylogeny, Sclerodermatineae), Trierveiler-Pereira et al. 2013 (Costa Rica, monograph), new spp. see Deng and Wu 2014 (South China).

Calvarula Zeller 1939, Phallaceae, Phallales, Agaricomycetes, asexual morph unknown, one species, type

species *C. excavata* Zeller, terrestrial, America, sequence data unavailable, see Kirk et al. 2013 (genus accepted).

Calvatia Fr. 1849 (= *Langermannia* Rostk. 1839), Lycoperdaceae, Agaricales, Agaricomycetes, asexual morph unknown, c. 43 species, type species *C. craniiformis* (Schwein.) Fr., two subgenera: *Calvatia* Fr. and *Langermannia* (Rostk.) Jeppson & E. Larss., see Larsson and Jeppson 2008, worldwide, terrestrial, saprobic, some species edible (*C. lilacina* (Mont. & Berk.) Henn.), see Coetze and van Wyk 2009 (ethnomycology), Dai et al. 2010b (Chinese edible mushrooms), Wu et al. 2011a (compounds), Coetzee and Van Wyk 2012 (nomenclatural notes), Kirk et al. 2013 (genus accepted), sequence data available, see Larsson and Jeppson 2008 (North Europe, phylogeny), Bates et al. 2009 (key, phylogeny), new sp. see Suárez et al. 2009 (Brazil), Alves and Cortez 2013a (Brazil), Rebriev 2013 (Vietnam), Alfredo et al. 2014a (Brazil), Gunasekaran et al. 2018 (India, new sp., distribution data).

Calvatiopsis Hollós 1929, Agaricaceae, Agaricales, Agaricomycetes, asexual morph unknown, one species, type species *C. bovistoides* Hollós, Europe, sequence data unavailable, see Kirk et al. 2013 (genus accepted).

Calyptella Quél. 1886, *incertae sedis*, Agaricales, Agaricomycetes, asexual morph unknown, 20 species, type species *C. capula* (Holmsk.) Quél., worldwide, see Kirk et al. 2013 (genus accepted), sequence data available, see Bodensteiner et al. 2004 (phylogeny, cyphelloid homobasidiomycetes).

Camarophyllopsis Herink 1958, Clavariaceae, Agaricales, Agaricomycetes, asexual morph unknown, 26 species, type species *C. schulzeri* (Bres.) Herink, worldwide, biotrophic, saprobic, see Kirk et al. 2013 (genus accepted), sequence data available, see Birkebak et al. 2013, 2016 (ecology, Clavariaceae, phylogeny, taxonomy).

Campanella Henn. 1895, Marasmiaceae, Agaricales, Agaricomycetes, asexual morph unknown, c. 39 species, type species *C. buettneri* Henn., pleurotoid habit with vein or ridge-like anastomosing lamellae, worldwide, see Bougher 2007 (Western Australia), Kirk et al. 2013 (genus accepted), sequence data available, see Moncalvo et al. 2002 (phylogeny), Vinnere et al. 2005 (phylogeny, pathogen), Desjardin et al. 2017 (type study), new spp. see Farook and Manimohan 2014 (India), Desjardin and Perry 2017 (São Tomé and Príncipe, Africa).

Campanophyllum Cifuentes & R.H. Petersen 2003, Cyphellaceae, Agaricales, Agaricomycetes, asexual morph unknown, one species, type species *C. proboscideum* (Fr.) Cifuentes & R.H. Petersen, America, sequence data available, see Cifuentes et al. 2003 (taxonomy).

Campanulospora Salazar-Yepes, Pardo-Card. & Buriticá 2007, Phragmidiaceae, Pucciniales, Pucciniomycetes, one species, type species *C. rubi* Salazar-Yepes, Pardo-Card. & Buriticá, anamorph of *Gerwasia*, biotrophic on Rosaceae (*Rubus*), terrestrial, Ecuador, sequence data unavailable.

Camptobasidium Marvanová & Suberkr. 1990 (= *Crucella* Marvanová & Suberkr. 1990 *fide* Art. 59.1), Camptobasidiaceae, Kriegeriales, Microbotryomycetes, sexual morph unknown, one species, type species *C. hydrophilum* Marvanová & Suberkr., USA, yeast, aquatic, see Kirk et al. 2013 (genus accepted), cultures and sequence data available, see Sampaio et al. 2003 (phylogeny), Wang et al. 2015e (phylogeny).

Campylomyces Nakasone 2004, Gloeophyllaceae, Gloeophyllales, Agaricomycetes, asexual morph unknown, two species, type species *C. tabacinus* (Cooke) Nakasone, Australia, Morocco, sequence data unavailable, see Kirk et al. 2008.

Canasta A.A. Carvalho & J.F. Hennen 2010, Uropyxidaceae, Pucciniales, Pucciniomycetes, three species, type species *C. cruscula* A.A. Carvalho & J.F. Hennen, biotrophic on Bignoniaceae, terrestrial, warmer areas of Central and South America, asexual stage of *Prospodium*, see de Carvalho and Hennen 2010 (taxonomy).

Candelabrochaete Boidin 1970, *incertae sedis*, Polyporales, Agaricomycetes, asexual morph unknown, twelve species, type species *C. africana* Boidin, corticioid basidioma, wood-rotting, widespread, see Kirk et al. 2013 (genus accepted), sequence data available, see Floudas and Hibbett 2015 (phylogeny), Justo et al. 2017 (phylogeny, Polyporales), new spp. see Duhem and Buyck 2011a (morphology, New Caledonia).

Cantharellopsis Kuyper 1986, *incertae sedis*, Hymenochaetales, Agaricomycetes, asexual morph unknown, one species, type species *C. prescotii* (Weinm.) Kuyper, Europe, see Kirk et al. 2013 (genus accepted), sequence data available, see Moncalvo et al. 2002 (phylogeny), Larsson et al. 2006 (phylogeny, Hymenochaetales).

Cantharellula Singer 1936, Hygrophoraceae, Agaricales, Agaricomycetes, asexual morph unknown, two species, type species *C. umbonata* (J.F. Gmel.) Singer, worldwide (temperate), see Kirk et al. 2013 (genus accepted), sequence data available, see Osmundson et al. 2013 (DNA barcode), Lodge et al. 2014 (phylogeny, monograph, Hygrophoraceae).

Cantharellus Adans.ex Fr. 1821, Hydnaceae, Cantharellales, Agaricomycetes, asexual morph unknown, c. 300 species estimated, see Buyck et al. 2014, Buyck 2016, type species *C. cibarius* Fr., six subgenera: *Afrocantharellus* Eyssart. & Buyck, *Cantharellus* Adans. ex Fr., *Cinnabarinus* Buyck & V. Hofst., *Parvocantharellus* Eyssart. & Buyck, *Pseudocantharellus* Eyssart. & Buyck, *Rubrinus* Eyssart. & Buyck, (the 7th subgenus has been suggested for neotropical species, i.e. *C. guyanensis* Mont. (see Buyck et al. 2016a), c. 15 sections, ectomycorrhizal, terrestrial, worldwide, see Kirk et al. 2013 (genus accepted), multiple

commercially important edible species, see Buyck 1994 (Africa), Pilz et al. 2003, Buyck 2008 (Madagascar), Arora and Dunham 2008 (North America), Shao et al. 2011, sequence data available, see Moncalvo et al. 2006 (cantharelloid clade), Buyck et al. 2013 (phylogeny, Africa), Buyck et al. 2014 (world multigene phylogeny), Buyck et al. 2015 (phylogeny, Madagascar), De Kesel et al. 2016 (multigene phylogeny, new section, Africa); Olariaga et al. 2015c (phylogeny, Europe), Buyck et al. 2016c (phylogeny, America), epitypifications and new species, for Asia, see Eyssartier et al. 2009, Kumari et al. 2011, 2013c, Tian et al. 2012, Das et al. 2015c, Suhara and Kurogi 2015, Shao et al. 2014, 2016a, b, Antonín et al. 2017a; for Africa, see Tibuhwa et al. 2008, De Kesel and Buyck 2011, Buyck 2012, 2014, Buyck et al. 2016a, b, c, d, e, f, g, 2017, 2018, 2019; for Madagascar, see Ariyawansa et al. 2015, Buyck et al. 2015, for Europe, see Olariaga et al. 2015c; for North America, see Buyck and Hofstetter 2011, Buyck et al. 2010b, 2011, 2016d, e, Thorn et al. 2017; for South America, see Wartchow et al. 2012a, b, Pinheiro and Warchow 2013, Henkel et al. 2014b, Nascimento et al. 2014; for New Caledonia, see Buyck 2014, Buyck et al. 2016d.

Cantharocybe H.E. Bigelow & A.H. Sm. 1973, Hygrophoraceae, Agaricales, Agaricomycetes, asexual morph unknown, three species, type species *C. gruberi* (A.H. Sm.) H.E. Bigelow & A.H. Sm., on soil, worldwide, see Kirk et al. 2013 (genus accepted), sequence data available, see Ovrebo et al. 2011 (phylogeny, morphology, Belize), Kumar and Manimohan 2013 (new combination, phylogeny), Hosen et al. 2016b (phylogeny, Bangladesh), new combination see Kumar and Manimohan 2013 (India).

Capillosclerotium Prameela & Deeba 2013, Corticiaceae, Corticiales, Agaricomycetes, sexual morph unknown, one species, type species *C. indicum* Prameela & Deeba, causing the stem rot of cluster bean, India, sequence data available, see Devi et al. 2013 (phylogeny).

Capitulocladosporium L.Y. Sun, X. Sun & L.D. Guo 2017, *incertae sedis*, *incertae sedis*, Ustilaginomycetes, one species, type species *C. clinodiplosidis* L.Y. Sun, X. Sun & L.D. Guo, China, host midge (genus *Clinodiplosis*), cultures available, sequence data available, see Sun et al. 2018 (taxonomy).

Carcinomyces Oberw. & Bandoni 1982, Carcinomycetaceae, Tremellales, Tremellomycetes, sexual and asexual morphs known, three species, type species *C. effibulatus* (Ginns & Sunhede) Oberw. & Bandoni, yeast, mycoparasite, worldwide, cultures and sequence data available, see Liu et al. 2015b (taxonomy and phylogeny).

Caripia Kuntze 1898, Omphalotaceae, Agaricales, Agaricomycetes, asexual morph unknown, one species, type species *C. montagnei* (Berk.) Kuntze, America, see Ginns 2011a (USA, morphology), Kirk et al. 2013 (genus accepted), sequence data available, see Moncalvo et al. 2002 (phylogeny), Mata et al. 2006 (phylogeny).

Carlosrosaea A.M. Yurkov, X.Z. Liu, F.Y. Bai, M. Groenew. & Boekhout 2015, Trimorphomycetaceae, Tremellales, Tremellomycetes, sexual morph unknown, three species, type species *C. vrieseae* (M.F. Landell, L.R. Brandão, S.V. Safar, F.C. Gomes, C.R. Félix, A.R. Santos, D.M. Pagani, J.P. Ramos, L. Broetto, T. Mott, M.H. Vainstein, P. Valente & C.A. Rosa) A.M. Yurkov, X.Z. Liu, F.Y. Bai, M. Groenew. & Boekhout, yeast, Europe, Brazil, cultures and sequence data available, see Liu et al. 2015b (taxonomy and phylogeny), new spp. see Felix et al. 2017 (Brazil).

Carolinigaster M.E. Sm. & S. Cruz 2018, Boletaceae, Boletales, Agaricomycetes, asexual morph unknown, one species, type species *C. bonitoi* M.E. Sm. & S. Cruz, basidioma hypogeous, ectomycorrhizal, USA, sequence data available, see Crous et al. 2018a (taxonomy).

Castellanea T.W. Henkel & M.E. Sm. 2015, Boletaceae, Boletales, Agaricomycetes, asexual morph unknown, one species, type species *C. pakaraimophila* T.W. Henkel & M.E. Sm., sequestrate, ectomycorrhizal, South America, sequence data available, see Smith et al. 2015 (phylogeny, taxonomy).

Castoreum Cooke & Massee 1887, Mesophelliaceae, Hysterangiales, Agaricomycetes, asexual morph unknown, three species, type species *C. radicatum* Cooke & Massee, Australia, see Kirk et al. 2013 (genus accepted), sequence data available, see Truong et al. 2017b (DNA-barcoding).

Catathelasma Lovejoy 1910, Biannulariaceae, Agaricales, Agaricomycetes, asexual morph unknown, four species, type species *C. evanescens* Lovejoy, North temperate, see Zhang et al. 2009 (biochemical analysis), Kirk et al. 2013 (genus accepted), sequence data available, see Moncalvo et al. 2002 (phylogeny), Garnica et al. 2007 (agarics, phylogeny, basidiospore ultrastructure), Dentinger et al. 2011 (DNA barcode), Sánchez-García et al. 2017 (phylogeny, new family).

Catatrama Franco-Mol. 1991, Amanitaceae, Agaricales, Agaricomycetes, asexual morph unknown, two species, type species *C. costaricensis* Franco-Mol., India, see Kirk et al. 2013 (genus accepted), sequence data available, see Moncalvo et al. 2002 (phylogeny), Yang et al. 2018b (phylogeny).

Catilla Pat. 1915, Cyphellaceae, Agaricales, Agaricomycetes, asexual morph unknown, one species, type species *C. pandani* (Pat.) Pat., Europe, sequence data unavailable, see Kirk et al. 2013 (genus accepted).

Caudicicola Miettinen, M. Kulju & Kotir. 2017, Steccherinaceae, Polyporales, Agaricomycetes, asexual morph unknown, one species, type species *C. gracilis* Miettinen, M. Kulju & Kotir., resupinate basidioma, poroid hymenophore, wood-rotting, Finland, on stumps and roots of *Picea*

abies and *Pinus sylvestris*, sequence data available, see Justo et al. 2017 (phylogeny, Polyporales), Kotiranta et al. 2017 (new genus, new sp., morphology).

Caulorhiza Lennox 1979, *incertae sedis*, Agaricales, Agaricomycetes, asexual morph unknown, three species, type species *C. umbonata* (Peck) Lennox, USA, see Kirk et al. 2013 (genus accepted), sequence data available, see Moncalvo et al. 2002 (phylogeny).

Celatogloea P. Roberts 2005, *incertae sedis*, *incertae sedis*, Basidiomycota, asexual morph unknown, one species, type species *C. simplicibasidium* (Lindsey & Gilb.) P. Roberts, USA, sequence data unavailable, see Kirk et al. 2008.

Cellypha Donk 1959, *incertae sedis*, Agaricales, Agaricomycetes, asexual morph unknown, ten species, type species *C. goldbachii* (Weinm.) Donk, worldwide, sequence data unavailable, see Kirk et al. 2013 (genus accepted).

Cenangiomyces Dyko & B. Sutton 1979, *incertae sedis*, *incertae sedis*, Agaricomycetes, one species, type species *C. luteus* Dyko & B. Sutton, British Isles, sequence data unavailable, see Kirk et al. 2013 (genus accepted).

Centrolepidosporium R.G. Shivas & Vánky 2007, Ustilaginaceae, Ustilaginales, Ustilaginomycetes, one species, type species *C. sclerodermum* R.G. Shivas & Vánky, plant parasite on *Centrolepis exserta* (Centrolepidaceae), Australia, cultures unavailable, sequence data unavailable, see Begerow et al. 2014 (taxonomy).

Cephaloscypha Agerer 1975, *incertae sedis*, Agaricales, Agaricomycetes, asexual morph unknown, one species, type species *C. mairei* (Pilát) Agerer, saprophytic, worldwide, sequence data unavailable, see Kirk et al. 2013 (genus accepted).

Ceraceomyces Jülich 1972, Amylocorticiaceae, Amylocorticiales, Agaricomycetes, asexual morph unknown, 16 species, type species *C. tessulatus* (Cooke) Jülich, widespread, see Kirk et al. 2013 (genus accepted), sequence data available, new spp. see Dhingra and Singh 2008b (India), Zmitrovich 2008 (species manual), Chikowski et al. 2017 (Atlantic Rain Forest, Brazil).

Ceraceopsis Hjortstam & Ryvarden 2007, *incertae sedis*, *incertae sedis*, Agaricomycetes, asexual morph unknown, one species, type species *C. verruculosa* Hjortstam & Ryvarden, Venezuela, sequence data unavailable, see Hjortstam et al. 2007 (taxonomy).

Ceraceopsora Kakish., T. Sato & S. Sato 1984, Chaconiaceae, Pucciniales, Pucciniomycetes, one species, type species *C. elaeagni* Kakish., T. Sato & S. Sato, biotrophic on Elaeagnaceae, (Ranunculaceae alternate host), terrestrial, Japan, sequence data unavailable, see Kirk et al. 2013 (genus accepted).

Ceraceosorus B.K. Bakshi 1976, Ceraceosoraceae, Ceraceosorales, Exobasidiomycetes, three species, type species *C. bombacis* (B.K. Bakshi) B.K. Bakshi, plant parasites (leaves) on *Bombax* spp. (Malvaceae), India, West Africa, Guam, saprobic yeast states on plants, cultures available, see Kirk et al. 2013 (genus accepted), sequence data available, see Wang et al. 2015c, Kijpornyongpan and Aime 2016, Piatek et al. 2016, Kijpornyongpan et al. 2018 (smut pathogenic ancestry of the fungal clade Ustilaginomycotina, genome).

Cerarioporia F. Wu, L.W. Zhou & Jing Si 2016, Polyporaceae, Polyporales, Agaricomycetes, asexual morph unknown, one species, type species *C. cystidiata* F. Wu, L.W. Zhou & J. Si, wood-rotting, China, sequence data available, see Wu et al. 2016c (taxonomy, China).

Ceratellopsis Konrad & Maubl. 1937, Gomphaceae, Gomphales, Agaricomycetes, asexual morph unknown, nine species, type species *C. queletii* (Pat.) Konrad & Maubl., wood-decaying, Europe, sequence data unavailable, see Kirk et al. 2013 (genus accepted).

Ceratobasidium D.P. Rogers 1935, Ceratobasidiaceae, Cantharellales, Agaricomycetes, asexual morph *Ceratorhiza*, c. 19 species, type species *C. calosporum* D.P. Rogers, widespread, see Kirk et al. 2013 (genus accepted), sequence data available, see Samuels et al. 2012 (Southeast Asia, Melanesia, taxonomy), Oberwinkler et al. 2013a (only recognized one species in the genus, transferring the others to *Rhizoctonia*), Zhou et al. 2017 (China, pathogenic), new spp. see Diederich et al. 2014 (Europe).

Ceratocoma Buriticá & J.F. Hennen 1991, Pucciniosiraceae, Pucciniales, Pucciniomycetes, one species, type species *C. jacksoniae* (Henn. ex McAlpine) Buriticá & J.F. Hennen, biotrophic on Fabaceae, terrestrial, Australia, sequence data unavailable, see Kirk et al. 2013 (genus accepted).

Ceratoporia Ryvarden & de Meijer 2002, Ceratobasidiaceae, Cantharellales, Agaricomycetes, asexual morph unknown, one species, type species *C. perplexa* Ryvarden & de Meijer, saprobic, Brazil, sequence data unavailable, see Kirk et al. 2008.

Ceratorhiza R.T. Moore 1987, Ceratobasidiaceae, Cantharellales, Agaricomycetes, asexual *Ceratobasidium/Rhizoctonia*, seven species, type species *C. goodyerae-repentis* (Costantin & L.M. Dufour) R.T. Moore, pathogenetic, widespread, see Kirk et al. 2013 (genus accepted), sequence data available, see Hu et al. 2010 (pathogenicity), Amirmijani et al. 2012 (Iran), Oberwinkler et al. 2013a (considered as a synonym of *Rhizoctonia*).

Ceratosebacina P. Roberts 1993, *incertae sedis*, Auriculariales, Agaricomycetes, asexual morph unknown, three species, type species *C. longispora* (Hauerslev) P. Roberts, Europe, see Kirk et al. 2013 (genus accepted), sequence data available, see Weiß and Oberwinkler 2001 (phylogeny).

Cercopemyces T.J. Baroni, Kropp & V.S. Evenson 2014, *incertae sedis*, Agaricales, Agaricomycetes, asexual morph

unknown, three species, type species *C. crocodilinus* T.J. Baroni, Kropp & V.S. Evenson, USA, sequence data available, see Baroni et al. 2014 (phylogeny, taxonomy).

Cericium Hjortstam 1995, Cystostereaceae, Agaricales, Agaricomycetes, asexual morph unknown, one species, type species *C. luteoincrustatum* (Hjortstam & Ryvarden) Hjortstam, south America, sequence data unavailable, see Kirk et al. 2013 (genus accepted).

Cerinomyces G.W. Martin 1949, Cerinomycetaceae, Dacrymycetales, Dacrymycetes, asexual morph unknown, 13 species, type species *C. pallidus* G.W. Martin, wood-decaying, widespread (temperate), see Kirk et al. 2013 (genus accepted), sequence data available, see Shirouzu et al. 2013b (phylogeny, several species with clamp connections and mainly 0–1-septate basidiospores are in Cerinomycetaceae clade), new combination see Malysheva 2009.

Cerinosterus R.T. Moore 1987, Dacrymycetaceae, Dacrymycetales, Dacrymycetes, sexual morph *Femsjonia* Fr., one species, type species *C. luteoalbus* (de Hoog) R.T. Moore, wood-decaying, widespread, see Kirk et al. 2013 (genus accepted), sequence data available, see Lim et al. 2005 (fungal diversity).

Cerioporus Quél. 1886, Polyporaceae, Polyporales, Agaricomycetes, asexual morph unknown, c. 15 species, type species *C. squamosus* (Huds.) Quél., polyporoid basidiomas, wood-rotting, white rot, cosmopolitan, see Zmitrovich and Kovalenko 2016 (genus re-establishing, phylogeny), Zmitrovich et al. 2017 [*C. rangiferinus* (Bolton) Zmitr. et al. re-habilitation, phylogeny].

Ceriporia Donk 1933, Irpicaceae, Polyporales, Agaricomycetes, asexual morph unknown, c. 50 species, type species *C. viridans* (Berk. & Broome) Donk, basidioma resupinate, hymenophore poroid, wood-rotting, white rot, cosmopolitan, see Kirk et al. 2013 (genus accepted), sequence data available, see Miettinen et al. 2012 (phylogeny), new spp. see Læssøe and Ryvarden 2010a (morphology, Ecuador), Mata and Ryvarden 2010 (morphology, Costa Rica), Jia and Cui 2011 (morphology, China), Gomes-Silva et al. 2012b (morphology, Brazil), Jia et al. 2014 (phylogeny, China), Ryvarden 2014 (morphology, tropical America), Soares et al. 2015 (morphology, Brazil, Neotropics), Miettinen et al. 2016a (phylogeny, France, Indonesia, Russia, USA), Spirin et al. 2016b (phylogeny, *C. purpura* group, Europe, North America), Yuan et al. 2017c (phylogeny, tropical China), Ryvarden 2018a (morphology, Seychelles), new combinations see Ryvarden 2015c (morphology), Ryvarden et al. 2017 (morphology), needs revision since genus shown to be polyphyletic, see Jia et al. 2014, Miettinen et al. 2016a.

Ceriporiopsis Domański 1963, Meruliaceae, Polyporales, Agaricomycetes, asexual morph unknown, c. 40 species (needs revision since genus shown to be polyphyletic, see Zhao and Cui 2014, Justo et al. 2017), type species *C. gilvescens* (Bres.) Domański, resupinate basidioma, poroid hymenophore, wood-rotting, white rot, cosmopolitan, see Kirk et al. 2013 (genus accepted), sequence data available, see Miettinen and Rajchenberg 2012 (phylogeny), new spp. see Læssøe and Ryvarden 2010b (morphology, Ecuador), Mata and Ryvarden 2010 (morphology, Costa Rica), Vlasák et al. 2012 (phylogeny, USA), Cui 2013b (morphology, China), Zhao and Cui 2014 (phylogeny, China), Zhao et al. 2015c (phylogeny, China), Gomes-Silva et al. 2016 (morphology, Brazil), Ryvarden 2016b (morphology, tropical America), Spirin and Ryvarden 2016 (morphology, Mexico), Ryvarden 2016b, 2018 (morphology, Namibia, Burundi, Ethiopia, Mozambique), Zhao and Wu 2017 (phylogeny, China), new combination see Ryvarden 2015c (morphology, type study, India).

Ceropsora B.K. Bakshi & Suj. Singh 1960, Coleosporiaceae, Pucciniales, Pucciniomycetes, one species, type species *C. piceae* (Barclay) B.K. Bakshi & Suj. Singh, biotrophic on Pinaceae, terrestrial, India, sequence data unavailable, see Kirk et al. 2013 (genus accepted).

Cerotelium Arthur 1906 (= *Catenulopsora* Mundk. 1943), Phakopsoraceae, Pucciniales, Pucciniomycetes, 27 species, type species *C. canavaliae* Arthur, biotrophic on Aristolochiaceae, Fabaceae, Moraceae, Papaveraceae, Urticaceae, terrestrial, circumglobal in tropics and subtropics, fig rust (*C. fici* (Castagne) Arthur), cotton rust (*C. desmium* (Berk. & Broome) Arthur), see Kirk et al. 2013 (genus accepted), Latinovic et al. 2015 (pathogen, Montenegro), sequence data available, new spp. see Yepes and de Carvalho 2009, Mohanan 2010.

Cerradoa J.F. Hennen & Y. Ono 1978, *incertae sedis*, Pucciniales, Pucciniomycetes, one species, type species *C. palmaea* J.F. Hennen & Y. Ono (current name: *Edythea palmaea* (J.F. Hennen & Y. Ono) Cummins & Y. Hirats.), sequence data unavailable.

Cerrena Gray 1821, Cerrenaceae, Polyporales, Agaricomycetes, asexual morph unknown, seven species, type species *C. cinerea* (Pers.) Gray (current name: *C. unicolor* (Bull.) Murrill), hymenophore poroid to daedaloid or irpicoid, wood-rotting, white rot, widespread, see Kirk et al. 2013 (genus accepted), sequence data available, see Zmitrovich and Malysheva 2013 (phylogeny), Justo et al. 2017 (phylogeny, Polyporales), new sp. see Lee and Lim 2010 (phylogeny, South Korea), new combinations see Yuan 2014 (phylogeny).

Chaconia Juel 1897, Chaconiaceae, Pucciniales (= *Bitzea* Mains 1939, = *Desmotelium* Syd. 1937), Pucciniomycetes, twelve species, type species *C. alutacea* Juel, biotrophic on Bignoniaceae, Clusiaceae, Euphorbiaceae, Fabaceae, Heliconiaceae, Mimosaceae, Moraceae, Oleaceae, terrestrial, India, South America (Brazil, French Guiana, Paraguay, Venezuela), Thailand, West Africa, sequence data

unavailable, see Berndt 2008b (*C. hennenii* Berndt, holomorph species for *Uredo maclurae* and *Uredo celtidis*), Kirk et al. 2013 (genus accepted), new spp. see Berndt and Beenken 2013 (notes, key).

Chaetocalathus Singer 1943, Marasmiaceae, Agaricales, Agaricomycetes, asexual morph unknown, c. 20 species, type species *C. craterellus* (Durieu & Lév.) Singer, saprophytic, worldwide, see Takahashi and Degawa 2011 (Japan), Antonín and Noordeloos 2010 (Europe), Antonín 2012 (morphology, tropical Africa), Kirk et al. 2013 (genus accepted), sequence data available, see Bodensteiner et al. 2004 (phylogeny, cyphelloid homobasidiomycetes), Kerekes and Desjardin 2009 (monograph, *Crinipellis*, *Moniliophthora,* Southeast Asia).

Chaetodermella Rauschert 1988, Gloeophyllaceae, Gloeophyllales, Agaricomycetes, asexual morph unknown, one species, type species *C. luna* (Romell ex D.P. Rogers & H.S. Jacks.) Rauschert, Europe, see Kirk et al. 2013 (genus accepted), sequence data available see Sjökvist et al. 2012 (phylogeny).

Chaetospermum Sacc. 1892, Sebacinaceae, Sebacinales, Agaricomycetes, asexual known, four species, type species *C. tubercularioides* Sacc., worldwide, see Roberts 2011 ('*E. rolleyi*', morphology), Kirk et al. 2013 (genus accepted), sequence data available, see Riess et al. 2014 (phylogeny), Oberwinkler et al. 2014 (taxonomy, phylogeny, Sebacinales).

Chaetotyphula Corner 1950, Pterulaceae, Agaricales, Agaricomycetes, asexual morph unknown, seven species, type species *C. hyalina* (Jungh.) Corner, tropical, see Kirk et al. 2013 (genus accepted), sequence data available, see Dentinger and McLaughlin 2006 (phylogeny).

Chalciporus Bataille 1908 (= *Rubinoboletus* Pilát & Dermek 1969), Boletaceae, Boletales, Agaricomycetes, asexual morph unknown, c. 30 species, type species *C. piperatus* (Bull.) Bataille, stipitate-pileate, parasitic? (at least the type species is mycoparasitic see Nuhn et al. 2013), worldwide, some species edible (*C. rubritubifer* (Kauffman) Singer) see Bessette et al. 2017 (Eastern North America), see Kirk et al. 2013 (genus accepted), sequence data available, new species see Degreef and De Kesel 2008 (Cameroon), Wu et al. 2016f (China), Zhang et al. 2017c (China).

Chamaemyces Battarra ex Earle 1909, Agaricaceae, Agaricales, Agaricomycetes, asexual morph unknown, two species, type species *C. alphitophyllus* (Berk. & M.A. Curtis) Earle, agaricoid, saprotrophic, North temperate, see Kirk et al. 2013 (genus accepted), sequence data available, see Vellinga 2004 (phylogeny), Walther et al. 2005 (phylogeny), Garnica et al. 2007 (agarics, phylogeny, basidiospore ultrastructure), Saar et al. 2009 (phylogeny).

Chamonixia Rolland 1899, Boletaceae, Boletales, Agaricomycetes, asexual morph unknown, eight species, type species *C. caespitosa* Rolland, sequestrate, worldwide, see Mleczko et al. 2009 (new record, central Europe), Kirk et al. 2013 (genus accepted), sequence data available, see Binder and Hibbett 2006 (phylogeny, Boletales), Orihara et al. 2016a (new record, Japan).

Chardoniella F. Kern 1939, Pucciniosiraceae, Pucciniales, Pucciniomycetes, four species, type species *C. gynoxidis* F. Kern, biotrophic on Asteraceae, terrestrial, South America (Bolivia, Colombia, Ecuador, Peru), see Kirk et al. 2013 (genus accepted), sequence data available, see Zuluaga et al. 2011 (Colombian Andean region, Uredinales).

Cheimonophyllum Singer 1955, Cyphellaceae, Agaricales, Agaricomycetes, asexual morph unknown, four species, type species *C. candidissimum* (Berk. & M.A. Curtis) Singer, worldwide, see Blanco-Dios 2014b (morphology, keys), Kirk et al. 2013 (genus accepted), sequence data available, see Matheny et al. 2006 (phylogeny).

Chernovia A.M. Yurkov & Begerow 2016, *incertae sedis*, *incertae sedis*, Wallemiomycetes, sexual morph unknown, one species, type species *C. houtui* J. Federici, A.M. Yurkov & D. Begerow, yeast, soil, Germany, sequence and cultures available, see Yurkov et al. 2016 (new spp., Germany).

Chionosphaera D.E. Cox 1976 (= *Fibulostilbum* Seifert & Oberw. 1992), Chionosphaeraceae, Agaricostilbales, Agaricostilbomycetes, yeast stage known for *C. apobasidialis* and *C. cuniculicola*, six species, type species *C. apobasidialis* D.E. Cox, presumably mycophilic on ascomycetes but nature of the association is unclear, on bark of deciduous wood, in beetle galleries in dead wood, on lichens, on ascocarps of *Phylacia poculiformis*, Europe and North America, cultures and sequence data available, see Kurtzman et al. 2011 (taxonomy), Wang et al. 2015e(phylogeny).

Chiua Y.C. Li & Zhu L. Yang 2016, Boletaceae, Boletales, Agaricomycetes, asexual morph unknown, four species, type species *C. virens* (W.F. Chiu) Yan C. Li & Zhu L. Yang, stipitate-pileate, China, sequence data available, see Wu et al. 2016f (taxonomy, China).

Chlamydopus Speg. 1898, Agaricaceae, Agaricales, Agaricomycetes, asexual morph unknown, one species, type species *C. clavatus* Speg. (current name: *C. meyenianus* (Klotzsch) Lloyd), desert areas, see Kirk et al. 2013 (genus accepted), sequence data available, see Martín et al. 2000 (phylogeny).

Chlorogaster Læssøe & Jalink 2004, Sclerodermataceae, Boletales, Agaricomycetes, asexual morph unknown, one species, type species *C. dipterocarpi* Læssøe & Jalink, Sabah, sequence data unavailable, see Kirk et al. 2008.

Chlorolepiota Sathe & S.D. Deshp. 1979, Agaricaceae, Agaricales, Agaricomycetes, asexual morph unknown, three species, type species *C. mahabaleshwarensis* Sathe & S.D. Deshp., India, see Kirk et al. 2013 (genus accepted),

Kumari et al. 2013c (morphology, India), sequence data available, see Atri et al. 2014 (new spp., India).

Chlorophyllum Massee 1898, Agaricaceae, Agaricales, Agaricomycetes, asexual morph unknown, 19 species, type species *C. esculentum* Massee, agaricoid, sequestrate, worldwide, see Ge and Yang 2006 (China, key), Kirk et al. 2013 (genus accepted), sequence data available, see Vellinga 2006 (United Kingdom, key), Crous et al. 2015a, b (morphology, phylogeny), Ge et al. 2018 (phylogeny, new spp., key).

Chondrogaster Maire 1926, Mesophelliaceae, Hysterangiales, Agaricomycetes, asexual morph unknown, two species, type species *C. pachysporus* Maire, Mauritania Brazil, Europe, see Kirk et al. 2013 (genus accepted), sequence data available, see Lupatini et al. 2008 (mycorrhizal morphotyping and molecular characterization), Hosaka et al. 2008 (phylogeography).

Chondrostereum Pouzar 1959, Cyphellaceae, Agaricales, Agaricomycetes, asexual morph unknown, four species, type species *C. purpureum* (Pers.) Pouzar, worldwide, wood decaying (*C. purpureum* (Pers.) Pouzar), see Lygis et al. 2004 (pathogen), Vartiamäki 2009 (silvicide use), Kirk et al. 2013 (genus accepted), sequence data available, see Larsson et al. 2004 (phylogeny, corticioid homobasidiomycetes).

Chromocyphella De Toni & Levi 1888, Chromocyphellaceae, Agaricales, Agaricomycetes, asexual morph unknown, five species, type species *C. crouanii* Pat. & Doass., worldwide, see Kirk et al. 2013 (genus accepted), sequence data available, see Petersen et al. 2010 (phylogeny, Crepidotaceae), Moreno et al. 2017b (new spp., phylogeny).

Chromosera Redhead, Ammirati & Norvell 1995, Hygrophoraceae, Agaricales, Agaricomycetes, asexual morph unknown, five species, type species *C. cyanophylla* (Fr.) Redhead, Ammirati & Norvell, three subgenera: *Chromosera* Redhead, Ammirati & Norvell 1995, *Oreocybe (Boertm.)* Vizzini, Lodge & Padamsee 2013, *Subomphalia* Vizzini, Lodge & Padamsee 2013, worldwide, see Kirk et al. 2013 (genus accepted), Holec et al. 2015 (Europe), sequence data available, see Lodge et al. 2014 (phylogeny, monograph, Hygrophoraceae).

Chroogomphus (Singer) O.K. Mill. 1964, Gomphidiaceae, Boletales, Agaricomycetes, asexual morph unknown, 23 species, type species *C. rutilus* (Schaeff.) O.K. Mill., ectomycorrhizal, widespread (north temperate), some species edible (*C. confusus* Yan C. Li et Zhu L. Yang), see Dai et al. 2010b (edible mushrooms, China), some medicinal use (*C. rutilus* (Schaeff.: Fr.) O.K. Miller), see Dai and Yang 2008 (medicinal mushrooms, China), Kirk et al. 2013 (genus accepted), Feng et al. 2014 (compounds), sequence data available, see Li et al. 2009b (phylogeny, new spp.), Martín et al. 2016 (phylogeny), Scambler et al. 2018 (monograph, new sp., typification, Europe).

Chrysella Syd. 1926, Pucciniaceae, Pucciniales, Pucciniomycetes, one species, type species *C. mikaniae* Syd., biotrophic on Asteraceae, terrestrial, Central America (Costa Rica), sequence data unavailable, see Kirk et al. 2013 (genus accepted).

Chrysocelis Lagerh. & Dietel, in Mayor 1914, (= *Stomatisora* J.M. Yen 1971), Mikronegeriaceae, Pucciniales, Pucciniomycetes, five species, type species *C. lupini* Lagerh. & Dietel, biotrophic on Acanthaceae, Cucurbitaceae, Fabaceae, Polygonaceae, Zingiberaceae, terrestrial, Central America (Costa Rica), South America (Colombia, Ecuador), India, Japan, Philippines, see Kirk et al. 2013 (genus accepted), sequence data available, see Zuluaga et al. 2011 (Colombian Andean region, Uredinales).

Chrysoconia McCabe & G.A. Escobar 1979, Coniophoraceae, Boletales, Agaricomycetes, asexual morph unknown, one species, type species *C. orthospora* McCabe & G.A. Escobar, Réunion, sequence data unavailable, see Kirk et al. 2013 (genus accepted).

Chrysocyclus Syd. 1925 (= *Holwayella* H.S. Jacks. 1926), Pucciniaceae, Pucciniales, Pucciniomycetes, three species, type species *C. cestri* (Dietel & Henn.) Syd., biotrophic on Asteraceae, Solanaceae, terrestrial, Central and South America, see Kirk et al. 2013 (genus accepted), sequence data available, see Zuluaga et al. 2011 (Colombian Andean region, Uredinales).

Chrysomphalina Clémençon 1982, Hygrophoraceae, Agaricales, Agaricomycetes, asexual morph unknown, four species, type species *C. chrysophylla* (Fr.) Clémençon, saprotrophic, white rot, see Kirk et al. 2013 (genus accepted), Lodge et al. 2014 (phylogeny, monograph, Hygrophoraceae), sequence data available, see Matheny and Bougher 2006 (phylogeny), Lodge et al. 2014 (phylogeny, monograph, Hygrophoraceae).

Chrysomyxa Unger 1840 (= *Barclayella* Dietel 1890, = *Coleosporium* subgen. *Melampsoropsis* J. Schröt., in Cohn 1879, = *Melampsoropsis* (J. Schröt.) Sacc. 1888, = *Melampsoropsis* (J. Schröt.) Arthur 1906, = *Stilbechrysomyxa* M.M. Chen 1984, ? = *Hiratsukaia* Hara 1948), Coleosporiaceae, Pucciniales, Pucciniomycetes, 38 species, type species *C. abietis* (Wallr.) Unger, biotrophic on Aquifoliaceae, Ericaceae, Pinaceae (alternate host), terrestrial, worldwide, cause witches' brooms and needle and cone diseases mainly on *Picea*, see Kirk et al. 2013 (genus accepted), sequence data available, see Kaitera et al. 2010 (phylogeny, Finland), Feau et al. 2011 (phylogeny, DNA barcoding), new spp. see Cao et al. 2016 (China).

Chrysopsora Lagerh. 1891 [1892], Pucciniaceae, Pucciniales, Pucciniomycetes, one species, type species *C. gynoxidis* Lagerh. 1891 [1892] (current name: *Psora*

testacea Hoffm.), biotrophic on Asteraceae (*Gynoxys*), terrestrial, Ecuador, sequence data unavailable, see Kirk et al. 2013 (genus accepted).

Chrysozyma Q.M. Wang, F.Y. Bai, M. Groenew. & Boekhout 2015, Chrysozymaceae, *incertae sedis*, Microbotryomycetes, sexual morph unknown, two species, type species *C. griseoflava* (Nakase & M. Suzuki) Q.M. Wang, F.Y. Bai, M. Groenew. & Boekhout, yeast, on plant, Asia (China, Japan), sequence data available, see Wang et al. 2015e (taxonomy).

Cibaomyces Zhu L. Yang, Y.J. Hao & J. Qin 2014, Physalacriaceae, Agaricales, Agaricomycetes, asexual morph unknown, one species, type species *C. glutinis* Zhu L. Yang, Y.J. Hao & J. Qin, East Asia, Europe, sequence data available, see Hao et al. 2014 (monograph), Moreau et al. 2015b (Europe).

Cilicia Fr. 1825, *incertae sedis*, *incertae sedis*, Agaricomycetes, asexual morph unknown, two species, type species *C. aeruginosa* Fr., Europe, sequence data unavailable, see Kirk et al. 2013 (genus accepted).

Cinereomyces Jülich 1982, Gelatoporiaceae, Polyporales, Agaricomycetes, asexual morph unknown, two species, type species *C. lindbladii* (Berk.) Jülich, basidiomas resupinate, hymenophore poroid, wood-rotting, white rot, widespread, see Kirk et al. 2013 (genus accepted), sequence data available, see Miettinen and Rajchenberg 2012 (phylogeny), Miettinen 2012 (new combination, morphology), Justo et al. 2017 (phylogeny, Polyporales).

Cinereomycetella Zmitr. 2018, Polyporaceae, Polyporales, Agaricomycetes, asexual morph unknown, monotypic, one species, type species *C. overholtsii* (Pilát) Zmitr., resupinate basidioma, poroid hymenophore, wood-rotting, white rot, see Zmitrovich 2018a (taxonomy).

Cintractia Cornu 1883, Anthracoideaceae, Ustilaginales, Ustilaginomycetes, 13 species, type species *C. axicola* (Berk.) Cornu, plant parasites (floral axis, ovaries) on Cyperaceae (not *Carex* spp.), widespread in tropics and subtropics, cultures available, see Kirk et al. 2013 (genus accepted), sequence data available, see Piepenbring et al. 1999, Begerow et al. 2014, Wang et al. 2015c (phylogeny).

Cintractiella Boedijn 1937, Cintractiellaceae, Ustilaginales, Ustilaginomycetes, two species, type species *C. lamii* Boedijn, plant parasites (galls, witches' brooms) on Cyperaceae (genera *Hypolytrum*, *Diplasia*), South America, Indonesia, cultures unavailable, sequence data unavailable, see Kirk et al. 2013 (genus accepted), Begerow et al. 2014 (taxonomy).

Cionothrix Arthur 1907, Pucciniosiraceae, Pucciniales, Pucciniomycetes, five species, type species *C. praelonga* (G. Winter) Arthur, biotrophic on Asteraceae, terrestrial, tropical Central and South America, Cuba, see Kirk et al. 2013 (genus accepted), sequence data unavailable, see Berndt 2017 (new spp., morphology, emendation).

Circulocolumella S. Ito & S. Imai 1957, Hysterangiaceae, Hysterangiales, Agaricomycetes, asexual morph unknown, one species, type species *C. hahashimensis* (S. Ito & S. Imai) S. Ito & S. Imai, Bonin island, sequence data unavailable, see Kirk et al. 2013 (genus accepted).

Citripora Miettinen 2016, Steccherinaceae, Polyporales, Agaricomycetes, asexual morph unknown, two species, type species *C. bannaensis* Miettinen, basidioma resupinate to piletate, hymenophore poroid, wood-rotting, white rot, widespread (Uganda, China), sequence data unavailable, see Miettinen and Ryvarden 2016 (taxonomy, China), Justo et al. 2017 (taxonomy, Polyporales), Zmitrovich 2018a (taxonomy).

Clarkeinda Kuntze 1891, Agaricaceae, Agaricales, Agaricomycetes, asexual morph unknown, five species, type species *C. pedilia* (Berk. & Broome) Kuntze, South Asia, see Kirk et al. 2013 (genus accepted), sequence data available, see Vellinga et al. 2011 (phylogeny), Li et al. 2016b (morphology, phylogeny).

Classicula R. Bauer, Begerow, Oberw. & Marvanová 2003, Classiculaceae, Classiculales, Classiculomycetes, recommended for protection over *Naiadella* Marvanová & Bandoni 1987 see Aime et al. 2018a, asexual morph described as *Naiadella fluitans*, two species, type species *C. fluitans* R. Bauer, Begerow, Oberw. & Marvanová, (self)mycoparasitic, in aquatic habitats associated with leaf litter, submerged plants, worldwide, see Aime et al. 2018b (nomenclature), cultues and sequence data available, see Aime et al. 2006 (phylogeny), Bauer et al. 2006 (phylogeny), Aime et al. 2014 (phylogeny), new spp. see Qiao et al. 2018 (China).

Clathrogaster Petri 1900, Hysterangiaceae, Hysterangiales, Agaricomycetes, asexual morph unknown, two species, type species *C. vulvarius* Petri, Borneo, sequence data unavailable, see Kirk et al. 2013 (genus accepted).

Clathrus P. Micheli ex L. 1753, Phallaceae, Phallales, Agaricomycetes, asexual morph unknown, c. 20 species, type species *C. ruber* P. Micheli ex Pers., terrestrial, widespread, see Kirk et al. 2013 (genus accepted), sequence data available, see Giachini et al. 2010 (phylogeny), Trierveiler-Pereira et al. 2014a (phylogeny), new spp. see Fazolino et al. 2010 (Brazil), Lécuru et al. 2013 (Caribbean), Pietras et al. 2016 (Poland).

Claustula K.M. Curtis 1926, Claustulaceae, Phallales, Agaricomycetes, asexual morph unknown, one species, type species *C. fischeri* K.M. Curtis, terrestrial, New Zealand, see Kirk et al. 2013 (genus accepted), sequence data available, see Hosaka et al. 2006 (phylogeny).

Clavaria Vaill. ex L. 1753, Clavariaceae, Agaricales, Agaricomycetes, asexual morph unknown, 32 species, type species *C. fragilis* Holmsk., worldwide, saprobic, mycorrhizal, some species edible (*C. vermicularis* Sw.), see Dai et al. 2010b (edible mushrooms, China), Kirk et al. 2013

(genus accepted), sequence data available, see Kautmanová et al. 2012b (Europe, phylogeny), Birkebak et al. 2013, 2016 (Clavariaceae, phylogeny, new genus), Olariaga et al. 2015b (phylogeny), new spp., see Furtado et al. 2016 (Brazil, new records).

Clavariachaete Corner 1950, Hymenochaetaceae, Hymenochaetales, Agaricomycetes, asexual morph unknown, two species, type species *C. rubiginosa* (Berk. & M.A. Curtis ex Cooke) Corner, South America (tropical, Brazil and Venezuela), basidioma coralloid (like-*Ramaria*), sequence data unavailable, see Parmasto et al. 2010 (morphology), Kirk et al. 2013 (genus accepted).

Clavariadelphus Donk 1933, Clavariadelphaceae, Gomphales, Agaricomycetes, asexual morph unknown, 20 species, type species *C. pistillaris* (L.) Donk, widespread (temperate), see Kirk et al. 2013 (genus accepted), sequence data available, see Durall et al. 2006, new spp. see Hanif et al. 2014 (Himalaya, Pakistan).

Clavicorona Doty 1947, Clavariaceae, Agaricales, Agaricomycetes, asexual morph unknown, ten species, type species *C. taxophila* (Thom) Doty, worldwide, see Kirk et al. 2013 (genus accepted), sequence data available, see Birkebak et al. 2013 (phylogeny).

Clavogaster Henn. 1896, Agaricaceae, Agaricales, Agaricomycetes, asexual morph unknown, two species, type species *C. novozelandicus* Henn., New Zealand, sequence data unavailable, see Kirk et al. 2013 (genus accepted).

Clavomphalia E. Horak 1987, *incertae sedis*, Agaricales, Agaricomycetes, asexual morph unknown, one species, type species *C. yunnanensis* E. Horak, China, sequence data unavailable, see Kirk et al. 2013 (genus accepted).

Clavulicium Boidin 1957, *incertae sedis*, Cantharelllales, Agaricomycetes, asexual morph unknown, three species, type species *C. macounii* (Burd.) Parmasto (= *C. pilatii* (Boidin) Boidin, see Martelli 2016), widespread, see Kirk et al. 2013 (genus accepted), sequence data available, see Sjökvist et al. 2014 (phylogenetic affinities), erroneously attributed spp. see Singh et al. 2012 (India).

Clavulina J. Schröt. 1888, Hydnaceae, Cantharellales, Agaricomycetes, asexual morph unknown, c. 75 species, type species *C. cristata* (Holmsk.) J. Schröt., some species edible (*C. cinerea* (Bull.) J. Schröt.), see Dai et al. 2010b (edible mushrooms, China), Kirk et al. 2013 (genus accepted), sequence data available, see Smith et al. 2011 (ectomycorrhizal fungal diversity), new spp. see Henkel et al. 2011 (Guiana Shield), Uehling et al. 2012a, b (Guiana Shield), Felipe 2012 (Brazil), He et al. 2016 (southwestern China), Tibpromma et al. 2017 (notes).

Clavulinopsis Overeem 1923, Clavariaceae, Agaricales, Agaricomycetes, asexual morph unknown, 34 species, type species *C. sulcata* Overeem, worldwide, terrestrial, see Kirk et al. 2013 (genus accepted), Olariaga and Salcedo 2013 (new combination), sequence data available, see Birkebak et al. 2013, 2016 (Clavariaceae, phylogeny, new genus), new spp. see Hyde et al. 2016 (Brazil).

Cleistocybe Ammirati, A.D. Parker & Matheny 2007, Pseudoclitocybaceae, Agaricales, Agaricomycetes, asexual morph unknown, five species, type species *C. vernalis* Ammirati, A.D. Parker & Matheny, basidioma clitocyboid, western North America, sequence data available, see Ammirati et al. 2007 (monograph), new spp. see Wu et al. 2018b (China).

Cleptomyces Arthur 1918, Pucciniaceae, Pucciniales, Pucciniomycetes, one species, type species *C. lagerheimianus* (Dietel) Arthur 1918, biotrophic on Verbenaceae, terrestrial, South America, sequence data unavailable, see Kirk et al. 2013 (genus accepted).

Climacocystis Kotl. & Pouzar 1958, *incertae sedis*, Polyporales, Agaricomycetes, asexual morph unknown, two species, type species *C. borealis* (Fr.) Kotl. & Pouzar, basidioma pileate, hymenophore poroid, wood-rotting, white rot, widespread, see Kirk et al. 2013 (genus accepted), sequence data available, see Song et al. 2014a (new sp., phylogeny, China), Justo et al. 2017 (phylogeny, Polyporales), Zmitrovich 2018a (taxonomy).

Climacodon P. Karst. 1881, Meruliaceae, Polyporales, Agaricomycetes, asexual morph unknown, seven species, type species *C. septentrionalis* (Fr.) P. Karst., basidioma pileate, hymenophore hydnoid, wood-rotting, white rot, some species tree pathogen, see Koski-Kotiranta and Niemelä 1987 (distribution, North Europe, *C. septentrionalis*), widespread, some species edible, see Dai et al. 2010a, b (edible mushrooms, China, *C. septentrionalis*), Kirk et al. 2013 (genus accepted), Jia et al. 2015 (*C. septentrionalis*, antioxidant activity, compounds), sequence data available, see Yuan and Cao 2016 (hydnaceous fungi, China), Moreno et al. 2017b (phylogeny, type study), Justo et al. 2017 (phylogeny, Polyporales).

Clinoconidium Pat. 1898, Cryptobasidiaceae, Exobasidiales, Exobasidiomycetes, six species, type species *C. farinosum* Pat. ex Sacc., plant parasites (leaves, fruits) on Lauraceae, Central and South America, East Asia, Canary Islands, see Kirk et al. 2013 (genus accepted), cultures unavailable, sequence data available, see Begerow et al. 2002, 2014 (taxonomy), Wang et al. 2015c (taxonomy, phylogeny), Jiang and Kirschner 2016 (taxonomy, phylogeny), Kakishima et al. 2017b, c (morphology, new name).

Clintamra Cordas & Durán 1977, Clintamraceae, Ustilaginales, Ustilaginomycetes, one species, type species *C. nolinae* (G.P. Clinton) Cordas & Durán, plant parasite (leaves, flowers) on *Nolina microcarpa* (Asparagaceae), Mexico, USA, see Kirk et al. 2013 (genus accepted), cultures unavailable, sequence data unavailable, see Begerow et al. 2014 (taxonomy).

Clitocella Kluting, T.J. Baroni & Bergemann 2014, Entolomataceae, Agaricales, Agaricomycetes, asexual morph unknown, six species, type species *C. popinalis* (Fr.) Kluting, T.J. Baroni & Bergemann, on soil or rotten wood, worldwide, sequence data available, see Kluting 2013 (taxonomy), Vizzini et al. 2016d (new combination, phylogeny), dos Santos Silva-Filho et al. 2018 (new sp., new combination, Brazil).

Clitocybe (Fr.) Staude 1857, *incertae sedis*, Agaricales, Agaricomycetes, asexual morph unknown, c. 300 species, type species *C. nebularis* (Batsch) P. Kumm., worldwide, some species edible (*C. robusta* Peck), see Hall et al. 2003 (edible mushrooms), Dai et al. 2010b (edible mushrooms, China), Kirk et al. 2013 (genus accepted), sequence data available, see Walther et al. 2005 (conidiogenesis study), Osmundson et al. 2013 (DNA barcode), Alvarado et al. 2015 (phylogeny), new spp. see Seok et al. 2009 (Korea, doubtful generic assignment), Cooper 2014b (New Zealand), Musumeci and Contu 2014a (France), Specht 2014 (Germany), Specht et al. 2014 (Germany), Musumeci and Contu 2015 (France), Lüderitz et al. 2016 (Germany).

Clitocybula (Singer) Singer ex Métrod 1952, *incertae sedis*, Agaricales, Agaricomycetes, asexual morph unknown, 25 species, type species *C. lacerata* (Scop.) Métrod, worldwide, lignicolous, wood-rotting, see Barrasa et al. 2006 (brown-rot, Spain), see Kirk et al. 2013 (genus accepted), sequence data available, see Malysheva et al. 2011, Antonín et al. 2019 (new combination, phylogeny), new spp. see Latha et al. 2015b (India, phylogeny), Dutta et al. 2018 (India, phylogeny).

Clitolyophyllum E. Sesli, Vizzini & Contu 2016, Lyophyllaceae, Agaricales, Agaricomycetes, asexual morph unknown, one species, type species *C. akcaabatense* E. Sesli, Vizzini & Contu, Turkey, on the bark of *Picea orientalis*, sequence data available, see Sesli et al. 2016 (taxonomy).

Clitopaxillus G. Moreno, Vizzini, Consiglio & P. Alvarado 2018, Pseudoclitocybaceae, Agaricales, Agaricomycetes, asexual morph unknown, two species, type species *C. alexandri* (Gillet) G. Moreno, Vizzini, Consiglio & P. Alvarado, sequence data available, see Alvarado et al. 2018b (genus accepted, phylogeny).

Clitopilopsis Maire 1937, Entolomataceae, Agaricales, Agaricomycetes, asexual morph unknown, two speceis, type species *C. hirneola* (Fr.) Kühner, known only in the northern hemisphere, saprobes, sequence data available, see Kluting et al. 2014 (phylogeny, new combination).

Clitopilus (Fr. ex Rabenh.) P. Kumm. 1871, Entolomataceae, Agaricales, Agaricomycetes, asexual morph unknown, c. 140 species, type species *C. prunulus* (Scop.) P. Kumm., saprophytic, worldwide, some species edible (*C. prunulus* (Scop.) P. Kumm.), see Hall et al. 2003 (edible mushrooms), Horak 2008 (New Zealand, monograph), Dai et al. 2010b (Chinese edible mushrooms), Noordeloos and Gates 2012b (Tasmania, Australia, morphology, monograph), Kirk et al. 2013 (genus accepted), sequence data available, see Co-David et al. 2009 (new combination, phylogeny), Cooper 2014b (phylogeny), Kluting et al. 2014 (phylogeny), Morgado et al. 2016a (phylogeny, new sp.), new spp. see Roux et al. 2010 (France), Vizzini et al. 2011e (Switzerland), Crous et al. 2012 (Australia), Blanco-Dios 2013a (Spain), Deng et al. 2013a, b (China), Jatuwong et al. 2017 (Thailand), Wang et al. 2017a (China), Raj and Manimohan 2018 (India, taxonomy).

Coccidiodictyon Oberw. 1989, Septobasidiaceae, Septobasidiales, Pucciniomycetes, one species, type species *C. inconspicuum* Oberw., Spain, sequence data unavailable, see Kirk et al. 2013 (genus accepted).

Coccobotrys Boud. & Pat. 1900, *incertae sedis*, Agaricales, Agaricomycetes, sexual morph *Leucoagaricus* Locq. ex Singer 1948, two species, type species *C. xylophilus* (Fr.) Boud. & Pat., Europe, Chile, sequence data unavailable, see Kirk et al. 2013 (genus accepted).

Colacogloea Oberw. & Bandoni 1991, Colacogloeaceaea, *incertae sedis*, Microbotryomycetes, sexual and asexual morphs known, 13 species, type species *C. peniophorae* Oberw. & Bandoni, yeast, gelatinous basidiocarps, mycoparasite, worldwide, see Kurtzman et al. 2011 (taxonomy), cultures and sequence data available, see Kirk et al. 2013 (genus accepted), Wang et al. 2015e (emendation, reclassification), Yurkov et al. 2016 (new spp.).

Colacosiphon R. Kirschner, R. Bauer & Oberw. 2001, Cryptomycocolacaceae, Cryptomycocolacales, Cryptomycocolacomycetes, presumably anamorphic (the authors indicated that the interpretation of the sporogenous cells is ambiguous), one species, type species *C. filiformis* R. Kirschner, R. Bauer & Oberw., mycoparasitic on ascomycetes, in barkbeetles in coniferous wood, Germany, see Kirschner et al. 2001 (morphology), sequence data available, see Aime et al. 2006 (phylogeny), Bauer et al. 2006 (phylogeny), Aime et al. 2014 (phylogeny).

Coleopuccinia Pat. 1889 (= *Coleoma* Clem. 1909), *incertae sedis*, Pucciniales, Pucciniomycetes, one species, type species *C. sinensis* Pat., biotrophic on Rosaceae, terrestrial, China, see Kirk et al. 2013 (genus accepted), sequence data available, see Cao et al. 2018 (not the synonym of *Gymnosporangium*).

Coleopucciniella Hara ex Hirats. 1937 (= *Coleopucciniella* Hara 1936), Pucciniaceae, Pucciniales, Pucciniomycetes, two species, type species *C. simplex* (Dietel) Hara ex Hirats., biotrophic on Rosaceae, terrestrial, China, Japan, see Cummins and Hiratsuka 2003 (synonym of *Gymnosporangium*), sequence data unavailable, see Kirk et al. 2013 (genus accepted).

Coleosporium Lév. 1847 (= *Erannium* Bonord. 1860, = *Stichopsora* Dietel 1899 [1900], = *Synomyces*

Arthur 1924), Coleosporiaceae, Pucciniales, Pucciniomycetes, c. 125 species, lectotype species *C. campanulae* (F. Strauss) Tul., biotrophic on numerous hosts including Asteraceae, Campanulaceae, Orobanchaceae, Ranunculaceae, Pinaceae (alternate hosts), terrestrial, Asia, Central America, North America South America, Europe, New Zealand, see Baiswar et al. 2008 (*C. plumeriae* on *Plumeria alb*a, India), Holcomb and Aime 2010 (*C. plumeriae* on *Plumeria* spp., Louisiana, Malaysia), Wang et al. 2011 (rust disease, China, Vietnam), Su et al. 2012 (disease outbreak), Helfer 2013 (description of *C. tussilaginis* formae speciales, Europe), Kirk et al. 2013 (genus accepted), sequence data available, see Chappell 2010 (Coevolution, *Ipomoea-Coleosporium*), Dixon et al. 2010 (phylogeny, rust fungi on sugarcane), Chappell and Rausher 2011 (genetics, *C. ipomoeae*), see Back et al. 2014 (*C. asterum* on *Solidago virgaurea* var. *gigantea*, Ulleungdo), Beenken et al. 2017 (phylogeny), new spp. see You et al. 2010 (China).

Collybia (Fr.) Staude 1857, *incertae sedis*, Agaricales, Agaricomycetes, asexual morph unknown, three species, type species *C. tuberosa* (Bull.) P. Kumm., Australia, most of the species transferred to *Gymnopus* and *Rhodocollybia*, see Kirk et al. 2013 (genus accepted), sequence data available, see Hughes et al. 2001 (phylogeny), Walther et al. 2005 (conidiogenesis Agaricales), Antonín and Noordeloos 2010 (Europe), Dentinger et al. 2011 (DNA barcode).

Colospora Miettinen & Spirin 2015, Polyporaceae, Polyporales, Agaricomycetes, asexual morph unknown, two species, type species *C. andalasii* Miettinen & Spirin, basidioma corticioid, resupinate, hymenophore spiny, wood-rotting, white rot, widespread, sequence data available, see Ariyawansa et al. 2015 (taxonomy, phylogeny, Indonesia).

Coltricia Gray 1821, Hymenochaetaceae, Hymenochaetales, Agaricomycetes, asexual morph unknown, 40 species, type species *C. perennis* (L.) Murrill, basidioma stipitate, hymenophore poroid, ectomycorrhizal, soil and wood-rotting, see Tedersoo et al. 2007 (ectomycorrhizas of *Coltricia*, Seychelles), Kirk et al. 2013 (genus accepted), widespread, sequence data available, new spp. see Baltazar et al. 2010 (Brazil), Dai 2010b, 2012b (China), Baltazar and Silveira 2012 (India), Dai and Li 2012 (type study, South East Asia), Decock 2013 (São Tomé), Zhou and Tedersoo 2013 (Australia), Bian et al. 2016a (China), Bian and Dai 2017 (China).

Coltriciella Murrill 1904, Hymenochaetaceae, Hymenochaetales, Agaricomycetes, asexual morph unknown, 13 species, type species *C. dependens* (Berk. & M.A. Curtis) Murrill, basidioma resupinate to stipitate, soil and wood-rotting, ectomycorrhizal, widespread, see Kirk et al. 2013 (genus accepted), sequence data available, new spp. see Dai et al. 2011, 2014a (China), Valenzuela et al. 2011 (Mexico), Dai 2012 (China), Bian and Dai 2017 (China).

Columnodontia Jülich 1979, *incertae sedis*, Polyporales, Agaricomycetes, asexual morph unknown, one species, type species *C. resupinata* Jülich, basidioma resupinate, hymenophore hydnoid, wood-rotting, Southeast Asia, Australasia, sequence data unavailable, see Kirk et al. 2013 (genus accepted).

Colus Cavalier & Séchier 1835, Phallaceae, Phallales, Agaricomycetes, asexual morph unknown, four species, type species *C. hirudinosus* Cavalier & Séchier, terrestrial, saprobic, widespread, see Kirk et al. 2013 (genus accepted), sequence data available, see Harrower et al. 2011 (phylogeny).

Conchomyces Overeem 1927, *incertae sedis*, Agaricales, Agaricomycetes, asexual morph unknown, two species, type species *C. verrucisporus* Overeem, Indonesia, see Kirk et al. 2013 (genus accepted), sequence data available, see Moncalvo et al. 2002 (phylogeny).

Confertextum Priyanka & Dhingra 2014, Stereaceae, Russulales, Agaricomycetes, asexual morph unknown, two species, type species *C. macrosporum* Priyanka & Dhingra, Australia, sequence data unavailable, see Dhingra 2014 (taxonomy).

Conferticium Hallenb. 1980, Stereaceae, Russulales, Agaricomycetes, asexual morph unknown, four species, type species *C. insidiosum* (Bourdot & Galzin) Hallenb., worldwide, see Kirk et al. 2013 (genus accepted), sequence data available, see Vu et al. 2019 (DNA barcodes).

Conidiosporomyces Vánky 1992, Tilletiaceae, Tilletiales, Exobasidiomycetes, three species, type species *C. ayresii* (Berk.) Vánky & R. Bauer, plant parasites (ovaries) on genera *Megathyrsus*, *Panicum* and *Setaria* (Poaceae), widespread in tropics and subtropics, see Kirk et al. 2013 (genus accepted), cultures unavailable, sequence data available, see Begerow et al. 2014, Wang et al. 2015c, Jiang and Kirschner 2016.

Coniferiporia L.W. Zhou & Y.C. Dai 2016, Hymenochaetaceae, Hymenochaetales, Agaricomycetes, asexual morph unknown, three species, type species *C. qilianensis* (L.W. Zhou & Y.C. Dai) L.W. Zhou & Y.C. Dai, wood-rotting, forest pathogen, sequence data available, see Zhou et al. 2016d (taxonomy, phylogeny).

Coniodictyum Har. & Pat., 1909, Cryptobasidiaceae, Exobasidiales, Exobasidiomycetes, one species, plant parasite (leaves, branches, fruits) on *Zyzyphus mucronatum* (Rhamnaceae), Southern Africa, cultures available, sequence data available, see Begerow et al. 2002, Maier et al. 2006, Begerow et al. 2014, Wang et al. 2015c (taxonomy, phylogeny).

Coniolepiota Vellinga 2011, Agaricaceae, Agaricales, Agaricomycetes, asexual morph unknown, one species, type species *C. spongodes* (Berk. & Broome) Vellinga,

agaricoid, south east Asia, terrestrial, saprotrophic, sequence data available, see Vellinga et al. 2011 (genus introduced), Hosen and Yang 2013 (Bangladesh, China).

Coniophora DC. 1815, Coniophoraceae, Boletales, Agaricomycetes, asexual morph unknown, 20 species, type species *C. membranacea* DC., saprobic, widespread, some species pathogenic (brown-rot fungus *C. puteana* (Schumach.) P. Karst.), see Irbe et al. 2011 (pathogen), Kirk et al. 2013 (genus accepted), sequence data available, see Skrede et al. 2012 (cryptic species, genome), Rhoden et al. 2013 (ecology).

Coniophoropsis Hjortstam & Ryvarden 1986, Coniophoraceae, Boletales, Agaricomycetes, asexual morph unknown, two species, type species *C. obscura* Hjortstam & Ryvarden, Argentina, Vietnam, see Kirk et al. 2013 (genus accepted), sequence data available, see Zhao et al. 2018b (new spp., Vietnam, phylogeny).

Connopus R.H. Petersen 2010, Omphalotaceae, Agaricales, Agaricomycetes, asexual morph unknown, one species, type species *C. acervatus* K.W. Hughes, Mather & R.H. Petersen, on wood, Europe, North America, basidioma collybioid or mycenoid, sequence data available, see Hughes et al. 2010 (taxonomy).

Conocybe Fayod 1889, Bolbitiaceae, Agaricales, Agaricomycetes, asexual morph unknown, c. 221 species, type species *C. tenera* (Schaeff.) Fayod, saprotrophic, dung fungi, worldwide, see Kirk et al. 2013 (genus accepted), Amandeep et al. 2015a (India), sequence data available, see Hallen et al. 2003 (phylogeny, toxicity), Hausknecht et al. 2009 (monograph, morphology, Europe), Tóth et al. 2013 (phylogeny), Wang and Tzean 2015 (China, phylogeny), new spp. see Gubitz 2008 (Germany), Hausknecht et al. 2009 (temperate Asia), Tkalcec et al. 2009 (Croatia), Hausknecht and Krisai-Greilhuber 2010 (Austria), Hausknecht et al. 2011 (Norway), Watling et al. 2011 (Turkey), Malysheva 2012, 2013, 2017a, b (Russia), Liu and Bau 2018 (China).

Conohypha Jülich 1975, *incertae sedis*, Polyporales, Agaricomycetes, asexual morph unknown, two species, type species *C. albocremea* (Höhn. & Litsch.) Jülich, basidioma resupinate, wood-rotting, Europe, USA, sequence data unavailable, see Kirk et al. 2013 (genus accepted).

Contumyces Redhead, Moncalvo, Vilgalys & Lutzoni 2002, Rickenellaceae, Hymenochaetales, Agaricomycetes, asexual morph unknown, three species, type species *C. rosellus* (M.M. Moser) Redhead, Moncalvo, Vilgalys & Lutzoni, Europe, sequence data available, see Lutzoni et al. 2002 (phylogeny), Antonín and Noordeloos 2004 (Europe).

Coprinellus P. Karst. 1879, Psathyrellaceae, Agaricales, Agaricomycetes, asexual morph *Hormographiella* Guarro & Gené, 70 species, type species *C. deliquescens* (Bull.) P. Karst., saprobic, worldwide, ink caps, some species cause white rot (*C. disseminatus* (Pers.) J.E. Lange), can be pathogenic for human (*Hormographiella aspergillata* Guarro, Gené & De Vroey), or mycorrhizal (Yagame et al. 2013, phylogeny, symbiotic ability), see Uljé 2005 (morphology, monograph, *Coprinus s. l.*), Singh et al. 2009 (biochemical), Schafer 2010 (key to sections), Nagy et al. 2010b (phylogeny, evolution, Psathyrellaceae), Nagy et al. 2011 (phylogeny, evolution, Psathyrellaceae), Kirk et al. 2013 (genus accepted), sequence data available, see Nagy et al. 2012a, b (phylogeny, morphology, evolution, new spp.), Örstadius et al. 2015 (phylogeny, Psathyrellaceae, new sp.), new spp. see Házi et al. 2010 (Sweden), Gomes and Wartchow 2014, 2018 (Brazil), Huang and Bau 2018 (China), Hussain et al. 2018b (Pakistan).

Coprinopsis P. Karst. 1881, Psathyrellaceae, Agaricales, Agaricomycetes, asexual morph *Rhacophyllus* Berk. & Broome 1871 (see Redhead et al. 2000), c. 150 species, type species *C. friesii* (Quél.) P. Karst., sapbrobic, worldwide, ink caps, see Uljé 2005 (morphology, monograph, *Coprinus s. l.*), Schafer 2010 (key to sections), Kirk et al. 2013 (genus accepted), sequence data available, see Nagy et al. 2010b, 2011 (phylogeny, evolution, Psathyrellaceae), Stajich et al. 2010 (genome), Örstadius et al. 2015 (phylogeny, Psathyrellaceae, new sp.), new spp. see Fukiharu et al. 2011, 2013, 2014, 2015 (New Zealand, China, Japan), Raut et al. 2011 (Canada), Nagy et al. 2013 (Hungary, phylogeny), Desjardin and Perry 2016 (Republic of São Tomé and Príncipe), Crous et al. 2017a (Spain), Gierczyk et al. 2017 (Poland), Tibpromma et al. 2017 (Croatia), Crous et al. 2018b (Croatia), Hyde et al. 2019 (Libya).

Coprinus Pers. 1797, Agaricaceae, Agaricales, Agaricomycetes, asexual morph unknown, c. 17 species, type species *C. comatus* (O.F. Müll.) Pers., saprobic, worldwide, ink caps, some species edible (*C. comatus* (O.F. Müll.) Pers.), see Hall et al. 2003 (edible mushrooms), Kirk et al. 2013 (genus accepted), sequence data available, see Ko et al. 2001 (phylogeny), Garnica et al. 2007 (agarics, phylogeny, basidiospore ultrastructure), new spp. see Crous et al. 2016a (Spain, phylogeny), Phookamsak et al. 2019 (Saudi Arabia, phylogeny).

Cora Fr. 1825, Hygrophoraceae, Agaricales, Agaricomycetes, asexual morph unknown, 189 species, type species *C. pavonia* (Sw.) Fr. see Lücking et al. 2013 (nomenclatural discussion), Kirk et al. 2013 (genus accepted), lichen-forming, Neotropic, Asia, see Lücking et al. 2017 (new species, phylogeny, sequence data, worldwide).

Coralloderma D.A. Reid 1965, *incertae sedis*, Polyporales, Agaricomycetes, asexual morph unknown, two species, type species *C. acroleucum* (Pat.) D.A. Reid, wood-rotting, Asia, Australia, sequence data unavailable, see Welden 2010 (new combination, morphology, Neotropics), Kirk et al. 2013 (genus accepted).

Corallofungus Kobayasi 1983, Hydnaceae, Cantharellales, Agaricomycetes, asexual morph unknown, two species, type species *C. hatakeyamanus* Kobayasi, Japan, in need of modern interpretation, sequence data unavailable, see Kirk et al. 2013 (genus accepted).

Corella Vain. 1890, Hygrophoraceae, Agaricales, Agaricomycetes, asexual morph unknown, two species, type species *C. brasiliensis* Vainio, lichen-forming, Neotropic, see Lücking et al. 2013 (key for species), Kirk et al. 2013 (genus accepted), sequence data available, see Lücking et al. 2017 (phylogeny).

Corbulopsora Cummins 1940, Pucciniaceae, Pucciniales, Pucciniomycetes, three species, type species *C. clemensiae* Cummins, biotrophic on Asteraceae, terrestrial, India, New Guinea, sequence data unavailable, see Kirk et al. 2013 (genus accepted).

Corditubera Henn. 1897, *incertae sedis*, Boletales, Agaricomycetes, asexual morph unknown, five species, type species *C. staudtii* Henn., Africa (tropical), see Kirk et al. 2013 (genus accepted), sequence data available, see Smith and Schmull 2011 (tropical Asia, tropical truffles, review).

Cordochaete Sanyal, Samita, Dhingra & Avneet P. Singh 2013, *incertae sedis*, Polyporales, Agaricomycetes, asexual morph unknown, one species, type species *C. cystidiata* S.K. Sanyal, Samita, Dhingra & Avneet P. Singh, corticioid basidioma, wood-rotting, India, sequence data unavailable, see Sanyal et al. 2013 (India, morphology).

Coriolopsis Murrill 1905, Polyporaceae, Polyporales, Agaricomycetes, asexual morph unknown, c. 19 species, type species *C. occidentalis* (Klotzsch) Murrill, worldwide, sequence data available, see Nogueira-Melo et al. 2012 (Brazil), Hattori and Sotome 2013 (new combinations), Cui et al. 2019 (taxonomy, phylogeny).

Corneriella Sánchez-García 2014, Tricholomataceae, Agaricales, Agaricomycetes, asexual morph unknown, three species, type species *C. bambusarum* (Desjardin & Hemmes) Sánchez-García, Hawaii, Malaysia, India, sequence data available, see Sánchez-García et al. 2014 (monograph, phylogeny), new spp. see Raj et al. 2015 (India).

Corneroboletus N.K. Zeng & Zhu L. Yang 2012, Boletaceae, Boletales, Agaricomycetes, asexual morph unknown, one species, type species *C. indecorus* (Massee) N.K. Zeng & Zhu L. Yang, stipitate-pileate, southeastern Asian, sequence data available, see Zeng et al. 2012 (monograph), Included in *Hemileccinum* by Wu et al. 2016f.

Corneromyces Ginns 1976, *incertae sedis*, Boletales, Agaricomycetes, asexual morph unknown, two species, type species *C. kinabalui* Ginns, Sabah, saprobes, terrestrial, sequence data unavailable, see Kirk et al. 2013 (genus accepted).

Corneroporus T. Hatt. 2001, Bankeraceae, Thelephorales, Agaricomycetes, asexual morph unknown, one species, type species *C. subcitrinus* (Corner) T. Hatt., Asia, on soil, sequence data unavailable, see Kirk et al. 2008.

Coronicium J. Erikss. & Ryvarden 1975, Pterulaceae, Agaricales, Agaricomycetes, asexual morph unknown, five species, type species *C. gemmiferum* (Bourdot & Galzin) J. Erikss. & Ryvarden, worldwide, see Kirk et al. 2013 (genus accepted), sequence data available, see Larsson et al. 2004 (phylogeny, corticioid homobasidiomycetes).

Corticirama Pilát 1957, Corticiaceae, Corticiales, Agaricomycetes, asexual morph unknown, two species, type species *C. petrakii* Pilát, saprobes, clavarioid, Europe, sequence data unavailable, see Kirk et al. 2013 (genus accepted).

Corticium Pers. 1794, Corticiaceae, Corticiales, Agaricomycetes, asexual morph unknown, 25 species, type species *C. roseum* Pers., wood-rotting, widespread, *C. silviae* is lichenicolous on *Thamnolia*, see Kirk et al. 2013 (genus accepted), Diederich et al. 2018b (lichenicolous), sequence data available, see Vu et al. 2019 (DNA barcodes).

Corticomyces A.I. Romero & S.E. López 1989, *incertae sedis*, *incertae sedis*, Agaricomycetes, sexual morph Agaricomyces, one species, type species *C. xenasmatoides* A.I. Romero & S.E. López, Argentina, sequence data unavailable, see Kirk et al. 2013 (genus accepted).

Cortinarius (Pers.) Gray 1821, Cortinariaceae, Agaricales, Agaricomycetes, asexual morph unknown, c. 2250 species, type species *C. violaceus* (L.) Gray, seven subgenera: *Cortinarius* (Pers.) Gray, *Dermocybe* (Fr.) Trog, *Leprocybe* MM Moser., *Myxacium* (Fr.) Trog, *Phlegmacium* (Fr.) Trog, *Sericeocybe* Rob. Henry, *Telamonia* (Fr.) Wünsche, ectomycorrhizal, terrestrial, worldwide, some species poisonous (*C. gentilis* (Fr.) Fr., *C. orellanus* Fr. and *C. speciosissimus* Kühner & Romagn), see Michelot and Tebbett 1990, Kirk et al. 2013 (genus accepted), sequence data available, see Ortega et al. 2008 (section: *Calochroi*, Europe), Garnica et al. 2009 (section: *Calochroi*, phylogeny), Niskanen et al. 2009, 2011 (section: *Brunnei*, section: *Armillati*, Europe), Suárez-Santiago et al. 2009 (section: *Hydrocybe*, Europe), Garnica et al. 2011 (section: *Calochroi*, phylogeny), Harrower et al. 2011 (Canada), Niskanen et al. 2013a (section: *Bovini*), Liimatainen et al. 2014 (subgenus: *Phlegmacium*), Stensrud et al. 2014 (North European), Cripps et al. 2015 (subgenus *Phlegmacium*, western North America), Harrower et al. 2015 (section: *Cortinarius*, phylogeny), new spp. see Gasparini and Soop 2008 (Oceania), Niskanen et al. 2012, 2013a, b (Europe, North America), Bojantchev 2013 (USA), Stefani et al. 2014 (subgenus: *Dermocybe*, Australia), Fernández-Brime et al. 2014 (subgenus: *Phlegmacium*, Europe), Brandrud et al. 2015 (Norway), Liimatainen et al. 2015

(section: *Disjungendi*, cryptic species), Dima et al. 2016 (northern Europe).

Costatisporus T.W. Henkel & M.E. Sm. 2015, Boletaceae, Boletales, Agaricomycetes, asexual morph unknown, one species, type species *C. cyanescens* T.W. Henkel & M.E. Sm., sequestrate, Guyana, sequence data available, see Smith et al. 2015 (taxonomy).

Cotylidia P. Karst. 1881, Rickenellaceae, Hymenochaetales, Agaricomycetes, asexual morph unknown, ten species, type species *C. undulata* (Fr.) P. Karst., basidioma stipitate, confluent, hymenophore smooth, soil and wood-rotting, worldwide, see Kirk et al. 2013 (genus accepted), sequence data available, see Sjökvist et al. 2012 (phylogeny).

Crassisporium Matheny, P.-A. Moreau & Vizzini 2014, Crassisporiaceae, Agaricales, Agaricomycetes, asexual morph unknown, three species, type species *C. funariophilum* (M.M. Moser) Matheny, P.-A. Moreau & Vizzini, worldwide, sequence data available, see Matheny et al. 2015 (taxonomy), Vizzini et al. 2019 (phylogeny and taxonomy).

Craterellus Pers. 1825, Hydnaceae, Cantharellales, Agaricomycetes, asexual morph unknown, c. 80 species, type species *C. cornucopioides* (L.) Pers., no infrageneric subdivision proposed, see Hembrom et al. 2017a, ectomycorrhizal, terrestrial, worldwide, commercially important edible species, see Boa 2004, Kirk et al. 2013 (genus accepted), sequence data available, see Dahlman et al. 2000 (genus delimitation), Wilson et al. 2012a, Henkel et al. 2014b (Guyana), new spp. see Kumari et al. 2012, Olariaga et al. 2009 (typification *Pseudocraterellus*), Buyck et al. 2010b (USA, new recombinations), Henkel et al. 2014b (Guyana), Sá et al. 2014 (Brazil), Das et al. 2017c (India), Hembrom et al. 2017a (India, synonymy *Pterygellus*).

Crepidotus (Fr.) Staude 1857, Crepidotaceae, Agaricales, Agaricomycetes, asexual morph unknown, c. 200 species, type species *C. mollis* (Schaeff.) Staude, worldwide, basidioma pileate, hymenophore lamellate, saprotrophic, mostly wood-rotting, only some species on soil, one species biotrophic on fruitbodies of *Craterellus lutescens* (Fr.) Fr., see Kirk et al. 2013 (genus accepted), sequence data available, see Petersen et al. 2010 (phylogeny), new spp. see Bandala et al. 2008a, b (Mexico, Spain), Consiglio et al. 2008 (monograph, Europe, new sp.), Hausknecht and Krisai-Greilhuber 2009 (Austria, monograph, morphology), Capelari 2011 (Brazil), Kasuya and Kobayashi 2011 (Japan, type studies, morphology), Yang and Bau 2014 (China), Desjardin and Perry 2016 (São Tomé and Príncipe, Africa), Ge et al. 2017 (China), Guzmán-Dávalos et al. 2017 (India, Thailand, phylogeny, morphology), Horak 2018 (monograph, New Zealand, new sp.), Kumar et al. 2018a, 2018b (India, phylogeny).

Cribbea A.H. Sm. & D.A. Reid 1962, Physalacriaceae, Agaricales, Agaricomycetes, asexual morph unknown, five species, type species *C. gloriosa* (D.A. Reid) A.H. Sm. & D.A. Reid, worldwide, basidiomas sequestrate, see Kirk et al. 2013 (genus accepted), sequence data available, see Lebel and Catcheside 2009 (phylogeny, Australia).

Crinipellis Pat. 1889, Marasmiaceae, Agaricales, Agaricomycetes, asexual morph unknown, c. 65 species, type species *C. stipitaria* (Fr.) Pat., saprophytic and parasitic, worldwide, see Takahashi 2011 (Japan), Antonín 2012 (tropical Africa, monograph), Bandala et al. 2012b (Mexico), Kirk et al. 2013 (genus accepted), sequence data available, see Kerekes and Desjardin 2009 (monograph, Southeast Asia), Antonín and Noordeloos 2010 (Europe), Antonín et al. 2014b (Korea, phylogeny), new spp. see Antonín and De Kesel 2012 (Benin), Antonín et al. 2015a (Italy), Xia et al. 2015 (China), Crous et al. 2016b (India).

Cristinia Parmasto 1968, Stephanosporaceae, Agaricales, Agaricomycetes, asexual morph unknown, ten species, type species *C. helvetica* (Pers.) Parmasto, worldwide, see Kirk et al. 2013 (genus accepted), sequence data available, see Binder et al. 2010 (phylogeny, Agaricomycetidae), Lebel et al. 2015 (biodiversity of *Stephanospora*).

Crocinoboletus N.K. Zeng, Zhu L. Yang & G. Wu 2014, Boletaceae, Boletales, Agaricomycetes, asexual morph unknown, two species, type species *C. rufoaureus* (Massee) N.K. Zeng, Zhu L. Yang & G. Wu, stipitate-pileate, Japan, subtropical and tropical China, Singapore, Malaysia, possibly Indonesia, Papua New Guinea and Australia, see Zeng et al. 2014 (morphology study), sequence data available, see Wu et al. 2014b (phylongeny).

Cronartium Fr. 1815, Cronartiaceae, Pucciniales, Pucciniomycetes, 34 species, type species *C. asclepiadeum* (Willd.) Fr., biotrophic on Asclepiadaceae, Pinanceae (alternate host), causal agent of fusiform rust disease in pines, see Zhang et al. 2010c (blister rust, China), Kaitera et al. 2012 (alternate host ranges), terrestrial, worldwide, see Kirk et al. 2013 (genus accepted), sequence data available, see Anderson et al. 2010 (Genome size, *C. quercuum* f. sp. *fusiforme*), Samils et al. 2011 (new genetic markers, *Cronartium flaccidum*, *Peridermium pini*), Liu and Hambleton 2013 (transcriptome analysis, *Pinus monticola*, host resistance, *C. ribicola*).

Crossopsora Syd. & P. Syd. 1919 [1918], Phakopsoraceae, Pucciniales, Pucciniomycetes, 16 species, type species *C. ziziphi* (Syd., P. Syd. & E.J. Butler) Syd. & P. Syd., biotrophic on Apocynaceae, Asclepiadaceae, Asteraceae, Bixaceae, Fabaceae, Lamiaceae, Moraceae, Piperaceae, Rhamnaceae, Solanaceae, terrestrial, circumglobal in tropics, sequence data unavailable, see Kirk et al. 2013 (genus accepted).

Crucibulum Tul. & C. Tul. 1844, *incertae sedis*, Agaricales, Agaricomycetes, asexual morph unknown, seven

species, type species *C. vulgare* Tul. & C. Tul., worldwide, bird's nests fungi, saprotrophic, see Kirk et al. 2013 (genus accepted), sequence data available, see da Vu et al. 2019 (DNA barcodes).

Cruciger R. Kirschner & Oberw. 1999, *incertae sedis*, *incertae sedis*, Agaricomycetes, sexual morph unknown, one species, type species *C. lignatilis* R. Kirschner & Oberw., Germany, sequence data unavailable, see Kirk et al. 2013 (genus accepted).

Crucispora E. Horak 1971, Agaricaceae, Agaricales, Agaricomycetes, asexual morph unknown, two species, *C. naucorioides* E. Horak, New Zealand, Asia, sequence data unavailable, see Kirk et al. 2013 (genus accepted).

Cruentomycena R.H. Petersen, Kovalenko & O.V. Morozova 2008, Mycenaceae, Agaricales, Agaricomycetes, asexual morph unknown, three species, type species *C. viscidocruenta* (Cleland) R.H. Petersen & Kovalenko, Austrialia, Europe, America, on fallen twigs and associated leaf fragments, basidioma mycenoid, sequence data available, see Petersen et al. 2008 (monograph), new spp. see Takahashi et al. 2016 (Japan).

Crustoderma Parmasto 1968, Sparassidaceae, Polyporales, Agaricomycetes, asexual morph unknown, 16 species, type species *C. dryinum* (Berk. & M.A. Curtis) Parmasto, basidioma resupinate, hymenophore smooth, wood-rotting, causal agent of brown rot [*C. dryinum* (Berk. & M.A. Curtis) Parmasto], widespread, see Kirk et al. 2013 (genus accepted), sequence data available, see Ortiz-Santana et al. 2013 (phylogeny, antrodia clade), Justo et al. 2017 (phylogeny, Polyporales).

Crustodontia Hjortstam & Ryvarden 2005, Meruliaceae, Polyporales, Agaricomycetes, asexual morph unknown, one species, type species *C. chrysocreas* (Berk. & M.A. Curtis) Hjortstam & Ryvarden, basidioma resupinate, hymenophore smooth, tuberculate or odontioid, wood-rotting, widespread, sequence data available, see Binder et al. 2013 (phylogeny, Polyporales), Justo et al. 2017 (phylogeny, Polyporales).

Crustomyces Jülich 1978, Cystostereaceae, Agaricales, Agaricomycetes, asexual morph unknown, three species, type species *C. subabruptus* (Bourdot & Galzin) Jülich, basidioma resupinate, wood-rotting, worldwide, see Kirk et al. 2013 (genus accepted), sequence data available, see Rosenthal et al. 2017 (ecology, corticioid fungi in North American pinaceous forests).

Cryptococcus Vuill. 1901 (=*Filobasidiella* Kwon-Chung 1976), Cryptococcaceae, Tremellales, Tremellomycetes, sexual and asexual morphs known, tewlve species, type species *C. neoformans* (San Felice) Vuill., yeast, pathogenic to mammals, pathogen in humans, widespread, see Kurtzman et al. 2011 (taxonomy), Hagen et al. 2017 (nomenclature review), cultures and sequence data available, see Kurtzman et al. 2011 (taxonomy), Hagen et al. 2015 (taxonomy), Liu et al. 2015b (emendation, taxonomy and phylogeny), Passer et al. 2019 (new species, genomic analyses).

Cryptomarasmius T.S. Jenkinson & Desjardin 2014 (= *Marasmius* sect. *Hygrometrici* Kühner *fide* Jenkinson et al. 2014), Physalacriaceae, Agaricales, Agaricomycetes, asexual morph unknown, 15 species, type species *Marasmius hygrometricus* (V. Brig.) Sacc. (current name *Cryptomarasmius corbariensis* (Roum.) T.S. Jenkinson & Desjardin), worldwide, sequence data available, see Antonín and Noordeloos 2010 (Europe, as *Marasmius* sect. *Hygrometrici*), Jenkinson et al. 2014 (taxonomy).

Cryptomphalina R. Heim 1966, *incertae sedis*, Polyporales, Agaricomycetes, asexual morph unknown, one species, type species *C. sulcata* R. Heim, wood-rotting, Thailand, sequence data unavailable, see Kirk et al. 2013 (genus accepted).

Cryptomycocolax Oberw. & R. Bauer 1990, Cryptomycocolacaceae, Cryptomycocolacales, Cryptomycocolacomycetes, yeast stage observed from budding meiospores, one species, type species, *C. abnormis* Oberw. & R. Bauer, mycoparasitic on ascomycetes, Costa Rica, sequence data available, see Bauer et al. 2006 (phylogeny), Aime et al. 2014 (phylogeny).

Cryptoporus (Peck) Shear 1902, Polyporaceae, Polyporales, Agaricomycetes, asexual morph unknown, two species, type species *C. volvatus* (Peck) Shear, basidioma piletae, hymenophore poroid with volva-like structure, wood-rotting, white rot, widespread (Asia and North America), see Kirk et al. 2013 (genus accepted), sequence data available, see Hibbett and Binder 2002 (phylogeny).

Cryptotrichosporon Okoli & Boekhout 2007, Tetragoniomycetaceae, Trichosporonales, Tremellomycetes, sexual morph unknown, five species, type species *C. anacardii* Okoli & Boekhout, yeast, worldwide, cultures and sequence data available, see Kurtzman et al. 2011 (taxonomy), Liu et al. 2015a (taxonomy and phylogeny), Pontes et al. 2017, Kaewwichian et al. 2018 (new spp.).

Cumminsiella Arthur 1933, Pucciniaceae, Pucciniales, Pucciniomycetes, eight species, type species *C. sanguinea* (Peck) Arthur, biotrophic on Berberidaceae (*Berberis*, *Mahonia*), terrestrial, North and South America (*C. mirabilissima* introduced to other areas), Mahoni rust [*C. mirabilissima* (Peck) Nannf.], see Ruske and Dörfelt 2010 (history of the *Mahonia* rust), Kirk et al. 2013 (genus accepted), sequence data available, see Van Der Merwe et al. 2008 (phylogeny, *Puccinia*/*Uromyces* rust).

Cumminsina Petr. 1955, Raveneliaceae, Pucciniales, Pucciniomycetes, one species, type species *C. clavispora* Petr., biotrophic on Tiliaceae (*Grewia*), terrestrial, Angola, sequence data unavailable, see Kirk et al. 2013 (genus accepted).

Cunninghammyces Stalpers 1985, Cyphellaceae, Agaricales, Agaricomycetes, asexual morph unknown, two species, type species *C. umbonatus* (G. Cunn.) Stalpers, New Zealand, Réunion, sequence data unavailable, see Kirk et al. 2013 (genus accepted).

Cuphophyllus (Donk) Bon 1985, Hygrophoraceae, Agaricales, Agaricomycetes, asexual morph unknown, c. 25 species, type species *C. pratensis* (Fr.) Bon, four sections: section *Fornicati*, section *Adonidum*, section *Cuphophyllus*, section *Virginei*, Waxcaps, worldwide, see Kirk et al. 2013 (genus accepted), sequence data available, see Dentinger et al. 2011 (DNA barcode), Osmundson et al. 2013 (DNA barcode), Lodge et al. 2014 (phylogeny, monograph, Hygrophoraceae), new spp. see Crous et al. 2017b (Ecuador, South America).

Cupreoboletus Simonini, Gelardi & Vizzini 2015, Boletaceae, Boletales, Agaricomycetes, asexual morph unknown, one species, type species *C. poikilochromus* (Pöder, Cetto & Zuccherelli) Simonini, Gelardi & Vizzini, in warm regions bordering the Mediterranean basin, associated with members of Fagaceae (*Quercus*), sequence data available, see Gelardi et al. 2015a (taxonomy).

Curvibasidium Samp. & Golubev 2004, *incertae sedis*, *incertae sedis*, Microbotryomycetes, sexual and asexual morphs unknown, three species, type species *C. cygneicollum* J.P. Samp., yeast, worldwide, cultures and sequence data available, see Sampaio et al. 2004 (description), Kurtzman et al. 2011 (taxonomy), Wang et al. 2015e (taxonomy and phylogeny), new spp. see Bourret et al. 2012 (on wine grapes, Washington state).

Cutaneotrichosporon X.Z. Liu, F.Y. Bai, M. Groenew. & Boekhout 2015, Trichosporonaceae, Trichosporonales, Tremellomycetes, sexual morph unknown, 15 species, type species *C. cutaneum* (Beurm., Gougerot & Vaucher bis) X.Z. Liu, F.Y. Bai, M. Groenew. & Boekhout, yeast, on wood, human skin, worldwide, cultures and sequence data available, see Liu et al. 2015b (taxonomy and phylogeny), Takashima et al. 2018 (taxonomy and phylogeny).

Cyanoboletus Gelardi, Vizzini & Simonini 2014, Boletaceae, Boletales, Agaricomycetes, asexual morph unknown, seven species, type species *C. pulverulentus* (Opat.) Gelardi, Vizzini & Simonini, stipitate-pileate, ectomycorrhizal, Europe, Asia, North America, some species edible (*C. pulverulentus* edible), see Bessette et al. 2017, sequence data available, see Wu et al. 2016e (phylogeny, new combination and new spp., Asia), new spp. see Li et al. 2016b (Asia).

Cyanodontia Hjortstam 1987, *incertae sedis*, Polyporales, Agaricomycetes, asexual morph unknown, one species, type species *C. spathulata* Hjortstam, resupinate basidioma, hydnoid hymenophore, wood-rotting, East Africa (Tanzania), sequence data unavailable, see Kirk et al. 2013 (genus accepted).

Cyanosporus McGinty 1909, *incertae sedis*, Polyporales, Agaricomycetes, asexual morph unknown, one species, type species *C. caesius* (Schrad.) McGinty, wood-rotting, sequence data unavailable, see Kirk et al. 2008.

Cystidiopostia B.K. Cui, L.L. Shen & Y.C. Dai 2019, *incertae sedis*, Polyporales, Agaricomycetes, asexual morph unknown, three species, type species *C. hibernica* (Berk. & Broome) B.K. Cui, L.L. Shen & Y.C. Dai, Europe, China, wood-rotting, sequence data available, see Shen et al. 2019 (taxonomy, phylogeny).

Cyanotrama Ghobad-Nejhad & Y.C. Dai 2010, *incertae sedis*, Hymenochaetales, Agaricomycetes, asexual morph unknown, one species, type species *C. rimosa* Ghobad-Nejhad & Y.C. Dai, growth on conifers, especially *Juniperus*, sequence data available, new spp. see Ghobad-Nejhad and Dai 2010 (Asia).

Cyathus Haller 1768, *incertae sedis*, Agaricales, Agaricomycetes, asexual morph unknown, c. 59 species, type species *C. striatus* (Huds.) Willd., worldwide, saprotrophic, terrestrial, wood-rotting, bird's nest fungi, see Kirk et al. 2013 (genus accepted), sequence data available, see Zhao et al. 2007 (phylogeny), new spp. see Trierveiler-Pereira et al. 2009 (Brazil), da Cruz and Baseia 2014 (Brazil), Poinar 2014 (fossil), Das et al. 2015b (India), Martin et al. 2015 (Cape Verde Archipelago), Crous et al. 2016b (Spain), Hyde et al. 2016 (Thailand), Sharma 2016 (India), da Silva et al. 2016 (phylogeny), Crous et al. 2017a, b (Brazil), Góis et al. 2018 (Costa Rica).

Cyclocybe Velen. 1939, Tubariaceae, Agaricales, Agaricomycetes, asexual morph unknown, ten species, type species *C. erebia* (Fr.) Vizzini & Matheny, worldwide, sequence data available, see Vizzini et al. 2014a (new combination).

Cylindrobasidium Jülich 1974, Physalacriaceae, Agaricales, Agaricomycetes, asexual morph unknown, seven species, type species *C. evolvens* (Fr.) Jülich, worldwide, wood decaying, see Kirk et al. 2013 (genus accepted), sequence available, see Floudas et al. 2015 (genome), new spp. see Dhingra 2014 (Himalaya).

Cylindrosporus L.W. Zhou 2015, Hymenochaetaceae, Hymenochaetales, Agaricomycetes, asexual morph unknown, one species, type species *C. flavidus* L.W. Zhou, basidioma pilete-sessile, hymenophore poroid, wood-rotting, white rot, sequence data available, see Zhou 2015b (gen. et comb. nov., segregated from *Onnia*).

Cymatella Pat. 1899, *incertae sedis*, Agaricales, Agaricomycetes, asexual morph unknown, four species, type species *C. minima* Pat., Antilles, sequence data unavailable, see Kirk et al. 2013 (genus accepted).

Cymatellopsis Parmasto 1985, *incertae sedis*, Agaricales, Agaricomycetes, asexual morph unknown, one species,

type species *C. ilmiana* Parmasto, East Africa, sequence data unavailable, see Kirk et al. 2013 (genus accepted).

Cymatoderma Jungh. 1840, Panaceae, Polyporales, Agaricomycetes, asexual morph unknown, eleven species, type species *C. elegans* Jungh., basidioma stipitate, hymenophore venous, wood-rotting, widespread (pantropical), see Kirk et al. 2013 (genus accepted), sequence data available, see Sjökvist et al. 2012 (phylogeny, stipitate stereoid fungi), Miettinen et al. 2012 (phylogeny, polypores), genus in need of revision.

Cynema Maas Geest. & E. Horak 1995, *incertae sedis*, Agaricales, Agaricomycetes, asexual morph unknown, one species, type species *C. alutacea* Maas Geest. & E. Horak, Papua New Guinea, sequence data unavailable, see Kirk et al. 2013 (genus accepted).

Cyphella Fr. 1822, Cyphellaceae, Agaricales, Agaricomycetes, asexual morph unknown, two species, type species *C. digitalis* (Alb. & Schwein.) Fr., worldwide, see Kirk et al. 2013 (genus accepted), sequence data available, see Binder et al. 2005 (phylogeny).

Cyphellocalathus Agerer 1981, *incertae sedis*, Agaricales, Agaricomycetes, asexual morph unknown, one species, type species *C. cecropiae* (Singer) Agerer, Bolivia, sequence data unavailable, see Kirk et al. 2013 (genus accepted).

Cyphellostereum D.A. Reid 1965, Hygrophoraceae, Agaricales, Agaricomycetes, asexual morph unknown, nine species, type species *C. pusiolum* (Berk. & M.A. Curtis) D.A. Reid [current name: *Cotylidia pusiola* (Berk. & M.A. Curtis) A.L. Welden], lichenized, worldwide, see Kirk et al. 2013 (genus accepted), sequence data available, see Dal-Forno 2015 (basidiolichen), new spp. see Ryvarden 2010 (America), Yánez et al. 2012 (Galapagos), Lücking et al. 2013, Lücking and Timdal 2016 (new combination, tropical Africa, Indian Ocean), Dal Forno et al. 2017 (Galapagos).

Cyphobasidium Millanes, Diederich & Wedin 2016, *incertae sedis*, Erythrobasidiales, Cystobasidiomycetes, asexual morph unknown, two species, type species *C. hypogymniicola* (Diederich & Ahti) Millanes, Diederich & Wedin, lichenicolous (growing on *Hypogymnia* and *Usnea*), gall-inducing, sequence data available, see Millanes et al. 2016 (new genus, Cystobasidiomycetes).

Cyptotrama Singer 1960, Physalacriaceae, Agaricales, Agaricomycetes, asexual morph unknown, 16 species, type species *C. macrobasidia* Singer, four sections, sect. *Cyptotrama*, sect. *Depauperata*, sect. *Xerulina* and sect. *Aporpotrama*, worldwide, see Kirk et al. 2013 (genus accepted), sequence data available, see Qin and Yang 2016 (monograph, Asia), new spp. see Moreau et al. 2015b (Spain).

Cyrenella Goch. 1981, *incertae sedis*, Erythrobasidiales, Cystobasidiomycetes, sexual morph unknown, dikaryotic with teliospores, one species, type species *C. elegans* Goch., aquatic, on submerged fungus, yeast, USA, see Kurtzman et al. 2011 (taxonomy), Kirk et al. 2013 (genus accepted), cultures and sequence data available, see Wang et al. 2015d, e (phylogenetic classification of yeasts, Pucciniomycotina).

Cystidiodontia Hjortstam 1983, Cystostereaceae, Agaricales, Agaricomycetes, asexual morph unknown, two species, type species *C. artocreas* (Berk. & M.A. Curtis ex Cooke) Hjortstam, worldwide, see Kirk et al. 2013 (genus accepted), sequence data availale, see Larsson 2007b (phylogeny, corticioid fungi).

Cystoagaricus Singer 1947, Psathyrellaceae, Agaricales, Agaricomycetes, asexual morph unknown, seven species, type species *C. strobilomyces* (Murrill) Singer, subtropical America, see Kirk et al. 2013 (genus accepted), sequence data available, see Örstadius et al. 2015 (phylogeny, new combination).

Cystobasidiopsis R. Bauer, B. Metzler, Begerow & Oberw. 2009, Chionosphaeraceae, Agaricostilbales, Agaricostilbomycetes, sexual and asexual morphs known, three species, type species *C. nirenbergiae* R. Bauer, B. Metzler, Begerow & Oberw., plant material, soil, worldwide, cultures and sequence data available, see Bauer et al. 2009 (integrative taxonomy), Wang et al. 2015d, e (emended, phylogeny).

Cystobasidium (Lagerh.) Neuhoff 1924, Cystobasidiaceae, Cystobasidiales, Cystobasidiomycetes, sexual and asexual morphs known, c. 20 species, type species *C. lasioboli* (Lagerh.) Neuhoff [current name: *C. fimetarium* (Schumach.) P. Roberts], yeast, lichenicolous, worldwide, see Kurtzman et al. 2011 (taxonomy), Kirk et al. 2013 (genus accepted), cultures and sequence data available, see Sampaio and Oberwinkler 2011 (taxonomy), new spp. see Wang et al. 2015d, e (taxonomy and phylogeny), Yurkov et al. 2015 (emendation, taxonomy, phylogeny, new spp.), Tsuji et al. 2017 (East Ongul Island, East Antarctica), Chang et al. 2018 (China), Turchetti et al. 2018 (Arctic region), Fotedar et al. 2019b (Arabian Gulf).

Cystoderma Fayod 1889, *incertae sedis*, Agaricales, Agaricomycetes, asexual morph unknown, c. 36 species, type species *C. amianthinum* (Scop.) Fayod, worldwide, saprotrophic, see Kirk et al. 2013 (genus accepted), sequence data available, see Saar et al. 2009 (phylogeny), Saar 2012 (monograph), new spp. see Blanco-Dios 2014a (Spain).

Cystodermella Harmaja 2002, *incertae sedis*, Agaricales, Agaricomycetes, asexual morph unknown, 16 species, type species *C. granulosa* (Batsch) Harmaja, worldwide, saprotrophic, basidioma collybioid, sequence data available, see Saar et al. 2009, 2012, 2016 (phylogeny, taxonomy, type study).

Cystofilobasidium Oberw. & Bandoni 1983, Cystofilobasidiaceae, Cystofilobasidiales, Tremellomycetes, sexual

and asexual morphs known, eight species, type species *C. bisporidii* (Fell, I.L. Hunter & Tallman) Oberw. & Bandoni, yeast, widespread, see Kurtzman et al. 2011 (taxonomy), cultures and sequence data available, see Liu et al. 2015b (taxonomy and phylogeny), Pontes et al. 2016 (new spp., Mediterranean forest).

Cystogloea P. Roberts 2006, *incertae sedis*, *incertae sedis*, Basidiomycota, asexual morph unknown, one species, type species C. oelandica P. Roberts, Sweden, basidioma auricularioid, sequence data unavailable, see Kirk et al. 2008.

Cystogomphus Singer 1942, Gomphidiaceae, Boletales, Agaricomycetes, asexual morph unknown, one species, type species *C. humblotii* Singer, France (introduced), sequence data unavailable, see Kirk et al. 2013 (genus accepted).

Cystolepiota Singer 1952(= *Pulverolepiota* Bon 1993), Agaricaceae, Agaricales, Agaricomycetes, asexual morph unknown, c. twelve species, type species *C. constricta* Singer, three sections: sect. *Cystolepiota* Singer, sect. *Pulverolepiota* (M. Bon) Vellinga, sect. *Pseudoamyloideae* Singer and Clémençon, worldwide, saprotrophic, see Kirk et al. 2013 (genus accepted), sequence data available, see Garnica et al. 2007 (agarics, phylogeny, basidiospore ultrastructure), Osmundson et al. 2013 (DNA barcode), new spp. see Kumar and Manimohan 2009b (India), Paraíso et al. 2016 (Europe), Xu et al. 2016b (China).

Cystomyces Syd. 1926, Raveneliaceae, Pucciniales, Pucciniomycetes, one species, type species *C. costaricensis* Syd., biotrophic on Fabaceae, terrestrial, Costa Rica, sequence data unavailable, see Cannon 2009 (description), Kirk et al. 2013 (genus accepted).

Cystopsora E.J. Butler 1910, Pucciniaceae, Pucciniales, Pucciniomycetes, sexual morph unknown, two species, type species *C. oleae* E.J. Butler [current name: *Zaghouania oleae* (E.J. Butler) Cummins], India, Indonesia, biotrophic on *Antidesma*, see Kirk et al. 2013 (genus accepted), sequence data available, see McTaggart et al. 2016a (evolution, host jumps, rust fungi diversity, Pucciniales).

Cystostereum Pouzar 1959, Cystostereaceae, Agaricales, Agaricomycetes, asexual morph unknown, seven species, type species *C. murrayi* (Berk. & M.A. Curtis) Pouzar, worldwide, see Kirk et al. 2013 (genus accepted), sequence data available, see Larsson 2007b (phylogeny, corticioid fungi).

Cytidia Quél. 1888, Vuilleminiaceae, Corticiales, Agaricomycetes, asexual morph unknown, five species, type species *C. salicina* (Fr.) Burt, wood-rotting, widespread (North Temperate), see Kirk et al. 2013 (genus accepted), sequence data available, see Ghobad-Nejhad et al. 2010 (phylogeny).

Cytidiella Pouzar 1954, Irpicaceae, Polyporales, Agaricomycetes, asexual morph unknown, two species, type species *C. albomellea* (Bondartsev) Parmasto, resupinate, wood-rotting, white rot, widespread, sequence data available, see Justo et al. 2017 (phylogeny), Zmitrovich 2018a (taxonomy).

Cyttarophyllopsis R. Heim 1968, Bolbitiaceae, Agaricales, Agaricomycetes, asexual morph unknown, one species, type species *C. cordispora* R. Heim, India, basidioma gasteroid, sequence data unavailable, see Kirk et al. 2008.

Dacrymyces Nees 1816, Dacrymycetaceae, Dacrymycetales, Dacrymycetes, asexual morph unknown, c. 50 species, type species *D. stillatus* Nees, wood-rotting, widespread, see Kirk et al. 2013 (genus accepted), sequence data available, see Shirouzu et al. 2007, new spp. see Shirouzu et al. 2009, 2013b (Japan, New Zealand).

Dacryobolus Fr. 1849, Dacryobolaceae, Polyporales, Agaricomycetes, asexual morph unkonwn, seven species, type species *D. sudans* (Alb. & Schwein.) Fr., basidioma membranaceous to coriaceous, hymenophore smooth, odontioid or tuberculate, wood-rotting, brown rot, widespread, see Kirk et al. 2013 (genus accepted), sequence data avaiable, see Binder et al. 2005 (phylogeny), Larsson 2007a (phylogeny, corticioid fungi), Justo et al. 2017 (phylogeny, Polyporales), new spp. see Yuan et al. 2016a (phylogeny, China).

Dacryonaema Nannf. 1947, Dacrymycetaceae, Dacrymycetales, Dacrymycetes, asexual morph unknown, one species, type species *D. rufum* (Fr.) Nannf., wood-decaying, Europe, sequence data unavailable, see Kirk et al. 2013 (genus accepted).

Dacryopinax G.W. Martin 1948, Dacrymycetaceae, Dacrymycetales, Dacrymycetes, asexual morph unknown, 24 species, type species *D. elegans* (Berk. & M.A. Curtis) G.W. Martin, wood-decaying, widespread, see Kirk et al. 2013 (genus accepted), sequence data available, see Floudas et al. 2012 (genome), new spp. see Shirouzu et.al. 2009 (Japan), McLaughlin et al. 2016 (Costa Rica).

Dacryoscyphus R. Kirschner & Zhu L. Yang 2005, Dacrymycetaceae, Dacrymycetales, Dacrymycetes, one species, type species *D. chrysochilus* R. Kirschner & Zhu L. Yang, wood-decaying, China, sequence data available, see Kirschner and Yang 2005 (taxonomy).

Dactylosporina (Clémençon) Dörfelt 1985, Physalacriaceae, Agaricales, Agaricomycetes, asexual morph unknown, five species, type species *D. steffenii* (Rick) Dörfelt, worldwide, see Kirk et al. 2013 (genus accepted), sequence data available, see Qin et al. 2014a (phylogeny), new spp. see Ushijima et al. 2015 (Japan).

Daedalea Pers. 1801, Fomitopsidaceae, Polyporales, Agaricomycetes, asexual morph unknown, twelve species, type species *D. quercina* (L.) Pers., basidioma pileate, hymenophore poroid to daedaleoid, wood-rotting, brown

rot, widespread, see Kirk et al. 2013 (genus accepted), sequence data available, see Binder et al. 2013 (phylogeny, Polyporales), Nagy et al. 2015 (genome, *D. quercina*), new spp. see Lindner et al. 2011 (phylogeny, Belize), Drechsler-Santos et al. 2012a (morphology, Brazil), Li and Cui 2013a (phylogeny, China), Han et al. 2015, 2016a (phylogeny, North and Central America, China).

Daedaleopsis J. Schröt. 1888, Polyporaceae, Polyporales, Agaricomycetes, asexual morph unknown, seven species, type species *D. confragosa* (Bolton) J. Schröt., basidioma pileate, hymenophore poroid to lamellate, wood-rotting, white rot, widespread (Northern Hemisphere), see Kirk et al. 2013 (genus accepted), sequence data available, see Zmitrovich and Malysheva 2013 (new combination, phylogeny), Koukol et al. 2014 (phylogeny), Li et al. 2016c (new sp., phylogeny, tropical China).

Dasturella Mundk. & Khesw. 1943, Phakopsoraceae, Pucciniales, Pucciniomycetes, three species, type species *D. divina* (Syd.) Mundk. & Khesw. [current name: *Kweilingia divina* (Syd.) Buriticá], biotrophic on Poaceae, Rubiaceae (alternate host), Sapindaceae, terrestrial, see Kirk et al. 2013 (genus accepted), Mishra et al. 2015 (species on bamboo, India), sequence data available, see Wingßeld et al. 2004 (phylogeny).

Dasyspora Berk. & M.A. Curtis 1854 [1853] (= *Sartvellia* Berk. 1857, nom. illeg.), Uropyxidaceae, Pucciniales, Pucciniomycetes, 13 species, type species *D. foveolata* Berk. & M.A. Curtis [current name: *D. gregaria* (Kunze) Henn.], asexual morph aecidium-like, biotrophic on Annonaceae, terrestrial, Central America, northern South America, see Kirk et al. 2013 (genus accepted), sequence data available, see Beenken et al. 2012 (monograph, new spp.), Beenken and Wood 2015 (description, key, morphology, phylogeny).

Datronia Donk 1966, Polyporaceae, Polyporales, Agaricomycetes, asexual morph unknown, nine species, type species *D. mollis* (Sommerf.) Donk, poroid hymenophore, wood-rotting, white rot, widespread, see Kirk et al. 2013 (genus accepted), sequence data available, see Li et al. 2014b (phylogeny), new spp. see Ryvarden 2014 (morphology, tropical America), Kaur et al. 2015b (morphology, India), new combinations see Hattori and Sotome 2013 (morphology, type study, Malaysia), Ryvarden 2015d (morphology, Neotropics).

Datroniella B.K. Cui, Hai J. Li & Y.C. Dai 2014, Polyporaceae, Polyporales, Agaricomycetes, asexual morph unknown, six species, type species *D. scutellata* (Schwein.) B.K. Cui, Hai J. Li & Y.C. Dai, poroid hymenophore, wood-rotting, white rot, widespread, sequence data available, see Li et al. 2014b (taxonomy, new combination, phylogeny, China), de Lira et al. 2016 (new sp., phylogeny, Brazil).

Decapitatus Redhead & Seifert 2000, Mycenaceae, Agaricales, Agaricomycetes, sexual morph *Mycena* (Pers.) Roussel 1806, one species, type species *D. flavidus* (Cooke) Redhead & Seifert, sequence data unavailable, see Kirk et al. 2008.

Deconica (W.G. Sm.) P. Karst. 1879, Strophariaceae, Agaricales, Agaricomycetes, asexual morph unknown, 44 species, type species *D. montana* (Pers. : Fr.) P.D. Orton, worldwide, sequence data available, see Noordeloos 2009 (new combinations), Noordeloos 2011 (Europe, monograph), Guzmán et al. 2012 (Thailand, new combination), Ramírez-Cruz et al. 2012, 2013a, b (new combinations, type studies, new combinations, phylogeny), da Silva et al. 2013b, 2014, 2016 (Brazil, new combination, taxonomy, culthure studies), Matheny et al. 2015 (phylogeny).

Deflexula Corner 1950, Pterulaceae, Agaricales, Agaricomycetes, asexual morph unknown, c. eleven species, type species *D. fascicularis* (Bres. & Pat.) Corner, worldwide, sequence data available, see Munkacsi et al. 2004 (coevolution, coral mushrooms), Dentinger et al. 2009 (ant-fungus mutualism).

Deigloria Agerer 1980, *incertae sedis*, Agaricales, Agaricomycetes, asexual morph unknown, five species, type species *D. pulchella* Agerer, neotropics, cupulate basidiomas, on fern or stems of herbs, sequence data unavailable, see Kirk et al. 2013 (genus accepted).

Delentaria Corner 1970, Gomphaceae, Gomphales, Agaricomycetes, asexual morph unknown, one species, type species *D. decurva* Corner, Brazil, sequence data unavailable, see Kirk et al. 2013 (genus accepted).

Delicatula Fayod 1889, *incertae sedis*, Agaricales, Agaricomycetes, asexual morph unknown, c. three species, type species *D. integrella* (Pers.) Fayod, temperate, see Kirk et al. 2013 (genus accepted), Antonín 2003 (revision of species described by J. Velenovský; 42 species), Antonín and Noordeloos 2004 (Europe), sequence data available, see Saar et al. 2009 (phylogeny), Kim et al. 2015 (Korea).

Dendrocollybia R.H. Petersen & Redhead 2001, *incertae sedis*, Agaricales, Agaricomycetes, asexual morph *Tilachlidiopsis* Keissl. 1924, one species, type species *D. racemosa* (Pers.) R.H. Petersen & Redhead, Australia, mycosaprobic, sequence data available, see Hughes et al. 2001, Machnicki et al. 2006 (growth on *Russula crassotunicata* Singer), Antonín and Noordeloos 2010 (Europe).

Dendrocorticium M.J. Larsen & Gilb. 1974, Punctulariaceae, Corticiales, Agaricomycetes, asexual morph unknown, nine species, type species *D. polygonioides* (P. Karst.) M.J. Larsen & Gilb., wood-rotting, widespread, see Kirk et al. 2013 (genus accepted), sequence data available, see Ghobad-Nejhad et al. 2010, Ghobad-Nejhad and Duhem 2014 (phylogeny).

Dendrogloeon Spirin & Miettinen 2015, *incertae sedis*, Auriculariales, Agaricomycetes, asexual morph unknown,

one species, type species *D. helenae* Spirin, Ryvarden & Miettinen, sequence data available, see Spirin et al. 2015a (St. Helena).

Dendrominia Ghobad-Nejhad & Duhem 2013, Dendrominiaceae, Corticiales, Agaricomycetes, asexual morph unknown, four species, type species *D. maculata* (H.S. Jacks. & P.A. Lemke) Ghobad-Nejhad & Duhem, wood-rotting, North America and Europe, sequence data available, new spp. see Ghobad-Nejhad and Duhem 2014 (France), Nakasone (North American), Ariyawansa et al. 2015 (phylogeny).

Dendrophlebia Dhingra & Priyanka 2011, *incertae sedis*, Polyporales, Agaricomycetes, asexual morph unkonwn, one species, type species *D. crassispora* Dhingra & Priyanka, corticioid basidioma, wood-rotting, India, sequence data unavailable, see Dhingra and Priyanka 2011 (new genus, new sp., morphology).

Dendrophora (Parmasto) Chamuris 1987, Peniophoraceae, Russulales, Agaricomycetes, asexual morph unknown, three species, type species *D. versiformis* (Berk. & M.A. Curtis) Chamuris, worldwide, see Kirk et al. 2013 (genus accepted), sequence data available, see Hestmark et al. 2011 (evolutionary radiation).

Dendrosporomyces Nawawi, J. Webster & R.A. Davey 1977, *incertae sedis*, *incertae sedis*, Agaricomycetes, one species, type species *D. prolifer* Nawawi, J. Webster & R.A. Davey, Malaysia, sequence data unavailable, see Kirk et al. 2013 (genus accepted).

Dendrothele Höhn. & Litsch. 1907, *incertae sedis*, Agaricales, Agaricomycetes, asexual morph unknown, 58 species, type species *D. papillosa* Höhn. & Litsch., wood-rotting, widespread, see Kirk et al. 2013 (genus accepted), sequence data available, new spp. see Hjortstam et al. 2009 (Australia), Nakasone 2009 (North America), Pouzar and Kotlaba 2010 (Czech), Gorjón et al. 2011a (Argentina), Nakasone and Burdsall 2011 (New Zealand), Rodrigues and Guerrero 2013 (Brazil).

Dennisiomyces Singer 1955, Tricholomataceae, Agaricales, Agaricomycetes, asexual morph unknown, five species, type species *D. glabrescentipes* Singer, South America, see Kirk et al. 2013 (genus accepted), sequence data available, see Lodge et al. 2014 (phylogeny, monograph, Hygrophoraceae), Sánchez-García et al. 2014 (phylogeny).

Dentipellicula Y.C. Dai & L.W. Zhou 2013, Hericiaceae, Russulales, Agaricomycetes, asexual morph unknown, three species, type species *D. taiwaniana* (Sheng H. Wu) Y.C. Dai & L.W. Zhou, South Africa, China, sequence data available, see Zhou and Dai 2013a (wood-rotting hydnoid species in Russulales), new spp. see Chen et al. 2015b (China).

Dentipellis Donk 1962, Hericiaceae, Russulales, Agaricomycetes, asexual morph unknown, seven species, type species *D. fragilis* (Pers.) Donk, worldwide, see Kirk et al. 2013 (genus accepted), sequence data available, see Zhou and Dai 2013a (wood-inhabiting hydnoid species in Russulales), new spp. see Shen and Wang 2017 (China).

Dentipellopsis Y.C. Dai & L.W. Zhou 2013, *incertae sedis*, Russulales, Agaricomycetes, asexual morph unknown, one species, type species *D. dacrydicola* Y.C. Dai & L.W. Zhou, sequence data available, see Zhou and Dai 2013a (wood-inhabiting hydnoid species in Russulales).

Dentiporus Audet 2017, Fomitopsidaceae, Polyporales, Agaricomycetes, asexual morph unknown, one species, type species *D. albidoides* (A. David & Dequatre) Audet, wood-rotting, sequence data available, see Audet 2017a (new genus).

Dentipratulum Domański 1965, Auriscalpiaceae, Russulales, Agaricomycetes, asexual morph unknown, three species, type species *D. bialoviesense* Domański, Europe, see Kirk et al. 2013 (genus accepted), sequence data available, see Larsson and Larsson 2003 (phylogeny, russuloid basidiomycetes), new spp. see Karasiński and Piątek 2017 (morphology).

Dentocorticium (Parmasto) M.J. Larsen & Gilb. 1974, Polyporaceae, Polyporales, Agaricomycetes, asexual morph unknown, three species, type species *D. ussuricum* (Parmasto) M.J. Larsen & Gilb., varied hymenophore surface (odontoid, tuberculate, spinose, poroid, daedaleoid), wood-rotting, widespread, see Kirk et al. 2013 (genus accepted), sequence data available, see Moncalvo et al. 2002 (phylogeny), Floudas and Hibbett 2015 (phylogeny, *Phanerochaete*), Liu et al. 2018a (new combinations, phylogeny, type study).

Dermatosorus Sawada ex L. Ling 1949, Anthracoideaceae, Ustilaginales, Ustilaginomycetes, six species, type species *D. eleocharidis* Sawada ex L. Ling, plant parasites (ovaries) on Cyperaceae, Africa, South America, East Asia, South Asia, Australia, cultures unavailable, see Kirk et al. 2013 (genus accepted), sequence data available, see Wang et al. 2015c (phylogeny).

Dermoloma J.E. Lange ex Herink 1958, Tricholomataceae, Agaricales, Agaricomycetes, asexual morph unknown, c. 25 species, type species *D. cuneifolium* (Fr.) Singer, worldwide, saprotophic, see Kirk et al. 2013 (genus accepted), sequence data available, see Kropp 2008 (phylogeny, Belize), Sánchez-García and Matheny 2017 (evolution, phylogeny), new spp. see Contu et al. 2008 (Italy, monograph, morphology), Raj et al. 2014b (India).

Derxomyces F.Y. Bai & Q.M. Wang 2008, Bulleribasidiaceae, Tremellales, Tremellomycetes, sexual morph unknown, 24 species, type species *D. mrakii* (Hamam. & Nakase) F.Y. Bai & Q.M. Wang, yeast, worldwide, cultures and sequence data available, see Wang and Bai 2008, Liu et al. 2015b (taxonomy and phylogeny).

Desarmillaria (Herink) R. A. Koch & Aime 2017, Physalacriaceae, Agaricales, Agaricomycetes, asexual morph unkown, two species, type species *D. tabescens* (Scop.) R.A. Koch & Aime, saprotrophic to parasitic, known only from the northern hemisphere, sequence data available, see Koch et al. 2017 (evolution, taxonomy, phylogeny).

Descolea Singer 1952 (= *Descomyces* Bougher & Castellano 1993; = *Timgrovea* G. Cunn.), Bolbitiaceae, Agaricales, Agaricomycetes, asexual morph unknown, c. 15 species, type species *D. antarctica* Singer, worldwide, ectomycorrhizal, see Kirk et al. 2013 (genus accepted), sequence data available, see Matheny and Bougher 2006 (phylogeny), Garnica et al. 2007 (agarics, phylogeny, basidiospore ultrastructure), Tóth et al. 2013 (phylogeny, Bolbitiaceae), Kuhar et al. 2017 (phylogeny, sequestrate taxa), new spp. see Khan et al. 2017 (Pakistan).

Desmella Syd. & P. Syd. (1919) [1918], *incertae sedis*, Pucciniales, Pucciniomycetes, four species, type species *D. aneimiae* Syd. & P. Syd., biotrophic on Nephrolepidaceae, Polypodiaceae, Schizaeaceae, terrestrial, Australia, Brazil, see Kirk et al. 2013 (genus accepted), sequence data available, see McTaggart et al. 2014 (first record of fern rust in Australia, phylogeny).

Desmellopsis J.M. Yen 1969, *incertae sedis*, Pucciniales, Pucciniomycetes, one species, type species *D. aframomicola* J.M. Yen, biotrophic on Zingiberaceae (*Aframomum*), terrestrial, Africa (Gabon), see Cummins and Hiratsuka 2003 (treated as a synonym of *Puccinia*), sequence data unavailable, see Kirk et al. 2013 (genus accepted).

Desmosorus Ritschel, Oberw. & Berndt 2005, *incertae sedis*, Pucciniales, Pucciniomycetes, one species, type species *D. oncidii* Ritschel, Oberw. & Berndt, biotrophic on Orchidaceae, terrestrial, Central and South America, Europe (introduced), sequence data unavailable, see Kirk et al. 2008.

Destuntzia Fogel & Trappe 1985, Gomphaceae, Gomphales, Agaricomycetes, asexual morph unknown, five species, type species *D. rubra* (Harkn.) Fogel & Trappe, N. America, see Kirk et al. 2013 (genus accepted), sequence data available.

Deviodontia (Parmasto) Hjortstam & Ryvarden 2009, Hymenochaetaceae, Hymenochaetales, Agaricomycetes, asexual morph unknown, one species, type species *D. pilaecystidiata* (S. Lundell) Hjortstam & Ryvarden, wood-rotting, sequence data unavailable, see Hjortstam et al. 2009 (taxonomy).

Dextrinocystidium Sheng H. Wu 1996, Stereaceae, Russulales, Agaricomycetes, asexual morph unknown, two species, type species *D. sacratum* (G. Cunn.) Sheng H. Wu, New Zealand, sequence data unavailable, see Kirk et al. 2013 (genus accepted).

Dextrinocystis Gilb. & M. Blackw. 1988, Hydnodontaceae, Trechisporales, Agaricomycetes, asexual morph unknown, two species, type species *D. capitata* (D.P. Rogers & Boquiren) Gilb. & M. Blackw., wood-decaying, Europe, sequence data unavailable, see Kirk et al. 2013 (genus accepted).

Dextrinodontia Hjortstam & Ryvarden 1980, Hydnodontaceae, Trechisporales, Agaricomycetes, asexual morph unknown, one species, type species *D. molliuscula* Hjortstam & Ryvarden, wood-decaying, Europe, sequence data unavailable, see Kirk et al. 2013 (genus accepted).

Dextrinoporus H.S. Yuan 2018, Polyporaceae, Polyporales, Agaricomycetes, asexual morph unknown, one species, type species *D. aquaticus* H.S. Yuan, tyromycetoid basidioma, wood-rotting, white rot, see Yuan and Qin 2018 (taxonomy).

Diabole Arthur 1922, Raveneliaceae, Pucciniales, Pucciniomycetes, one species, type species *D. cubensis* (Arthur & J.R. Johnst.) Arthur, biotrophic on Fabaceae, terrestrial, Central America (Cuba, Brazil, El Salvador, Mexico), used as biological control agent [*D. cubensis* (Arthur & J.R. Johnst.) Arthur], see Burrows et al. 2012 (classical biological control agent, Australia), Kirk et al. 2013 (genus accepted), sequence data unavailable.

Diabolidium Berndt 1995, Raveneliaceae, Pucciniales, Pucciniomycetes, one species, type species *D. calliandrae* Berndt, biotrophic on Fabaceae (*Calliandra*), terrestrial, South America (Venezuela), sequence data unavailable, see Cummins and Hiratsuka 2003 (treated as a synonym of *Allotelium*), Kirk et al. 2013 (genus accepted).

Diacanthodes Singer 1945, *incertae sedis*, Polyporales, Agaricomycetes, asexual morph *Bornetina* L. Mangin & Viala 1903, three species, type species *D. philippinensis* (Pat.) Singer [current name: *D. novoguineensis* (Henn.) O. Fidalgo], poroid hymenophore, terrestrial, widespread (pantropical), sequence data unavailable, see Kirk et al. 2013 (genus accepted).

Diaphanopellis P.E. Crane 2005, Coleosporiaceae, Pucciniales, Pucciniomycetes, two species, type species *D. forrestii* P.E. Crane, biotrophic on Ericaceae (*Rhododendron*), terrestrial, China, India, Nepal, sequence data available, see Cao et al. 2017b (new spp., phylogeny).

Dicellomyces L.S. Olive 1945, Brachybasidiaceae, Exobasidiales, Exobasidiomycetes, four species, type species *D. gloeosporus* L.S. Olive, plant parasites (leaves) on Cyperaceae and Poaceae, India, Namibia, cultures unavailable, see Kirk et al. 2013 (genus accepted), sequence data available, see Begerow et al. 2002, Wang et al. 2015c (phylogeny).

Dichantharellus Corner 1966, *incertae sedis*, Russulales, Agaricomycetes, asexual morph unknown, two species, type species *D. malayanus* Corner, Malaysia, sequence data unavailable, see Kirk et al. 2013 (genus accepted).

Dicheirinia Arthur 1907, Raveneliaceae, Pucciniales, Pucciniomycetes, 14 species, type species *D. binata* (Berk.) Arthur, biotrophic on Fabaceae, terrestrial, Central and South America, Canary Islands, Madeira, Mauritius, New Caledonia, see de Carvalho and Hennen 2008, Beenken and Berndt 2010 (new species, new combination), sequence data unavailable, see Kirk et al. 2013 (genus accepted).

Dichochaete Parmasto 2001, Hymenochaetaceae, Hymenochaetales, Agaricomycetes, asexual morph unknown, two species, type species *D. setosa* (Sw.) Parmasto, wood-rotting, widespread, sequence data unavailable, see Kirk et al. 2008.

Dichomitus D.A. Reid 1965, Polyporaceae, Polyporales, Agaricomycetes, asexual morph unknown, 13 species, type species *D. squalens* (P. Karst.) D.A. Reid, poroid hymenophore, wood-rotting, widespread, see Kirk et al. 2013 (genus accepted), Zmitrovich 2018a (taxonomy), sequence data available, see Li and Cui 2013b (phylogeny), Floudas et al. 2012 (genome, *D. squalens*), new spp. see Ainsworth and Ryvarden 2008 (morphology, Europe), Læssøe and Ryvarden 2010a (morphology, Ecuador), Gomes-Silva et al. 2012b (morphology, Brazil), Ryvarden 2012d (morphology, Costa Rica), Li and Cui 2013c (morphology, China), Yuan 2013b (morphology, China, monograph).

Dichopleuropus D.A. Reid 1965, *incertae sedis*, Russulales, Agaricomycetes, asexual morph unknown, one species, type species *D. spathulatus* D.A. Reid, Malaysia, sequence data unavailable, see Kirk et al. 2013 (genus accepted).

Dichostereum Pilát 1926, Peniophoraceae, Russulales, Agaricomycetes, asexual morph, eleven species, type species *D. durum* (Bourdot & Galzin) Pilát, worldwide, sequence data unavailable, see Kirk et al. 2013 (genus accepted).

Dictyocephalos Underw. ex V.S. White 1901, Agaricaceae, Agaricales, Agaricomycetes, asexual morph unknown, one species, type species *D. attenuatus* (Peck) Long & Plunkett, worldwide, see Kirk et al. 2013 (genus accepted), sequence data available, see Martin et al. 2000 (phylogeny).

Dictyonema C. Agardh ex Kunth 1822, Hygrophoraceae, Agaricales, Agaricomycetes, asexual morph unknown, 28 species, type species *D. excentricum* C. Agardh [current name *D. thelephora* (Spreng.) Zahlbr.], worldwide, lichenized, see Kirk et al. 2013 (genus accepted), sequence data available, see Lawrey et al. 2009 (phylogeny), Dal-Forno et al. 2013 (phylogeny), Lücking et al. 2013, 2016 (key, classification), new spp. see Schmull et al. 2014 (Ecuadorian Amazon region).

Dictyotremella Kobayasi 1971, *incertae sedis*, Tremellales, Tremellomycetes, asexual morph unknown, one species, type species *D. novoguineensis* Kobayasi, wood-decaying, Oceania, see Kirk et al. 2013 (genus accepted), sequence data unavailable

Didymopsora Dietel 1899, Pucciniosiraceae, Pucciniales, Pucciniomycetes, six species, type species *D. solani-argentei* (Henn.) Dietel, biotrophic on Asteraceae, Melastomataceae, Solanaceae, Tiliaceae, terrestrial, South America, Africa, sequence data unavailable, see Kirk et al. 2013 (genus accepted).

Didymopsorella Thirum. 1950 (= *Gymnopuccinia* K. Ramakr. 1951), Uropyxidaceae, Pucciniales, Pucciniomycetes, two species, type species *D. toddaliae* (Petch) Thirum., biotrophic on Rutaceae (*Toddalia*), terrestrial, Africa, India, Sri Lanka, China, Japan, sequence data unavailable, see Kirk et al. 2013 (genus accepted).

Dietelia Henn. 1897 (= *Endophylloides* Whetzel & Olive 1917; = *Jacksonia* J.C. Lindq. 1970; = *Jacksoniella* J.C. Lindq. 1972; = *Jacksoniella* Kamat & Sathe 1972; = *Thirumalachariella* Sathe 1975 [1974]), Pucciniosiraceae, Pucciniales, Pucciniomycetes, 13 species, type species *D. verruciformis* (Henn.) Henn., biotrophic on Asteraceae, Balsaminaceae, Euphorbiaceae, Malvaceae, terrestrial, south and central America, Africa (South Africa, Uganda), see Cummins and Hiratsuka 2003 (*D. codiaei* introduced to Europe), see Berndt and Wood 2012 (new combination), Kirk et al. 2013 (genus accepted), sequence data available, see Aime 2006 (phylogeny), Van der Merwe et al. 2007 (phylogeny).

Digitatispora Doguet 1962, Niaceae, Agaricales, Agaricomycetes, asexual morph unknown, two species, type species *D. marina* Doguet, marine fungi, Europe, North America, see Kirk et al. 2013 (genus accepted), sequence data available, see Rämä et al. 2014 (marine fungi, Norway, morphology).

Dimennazyma X.Z. Liu, F.Y. Bai, M. Groenew. & Boekhout 2015, Naemateliaceae, Tremellales, Tremellomycetes, sexual morph unknown, one species, type species *D. cisti-albidi* (Á. Fonseca, J. Inácio & Spenc.-Mart.) A.M. Yurkov, X.Z. Liu, F.Y. Bai, M. Groenew. & Boekhout, yeast, plant material, Europe, cultures and sequence data available, see Liu et al. 2015b (taxonomy and phylogeny).

Diorchidiella J.C. Lindq. 1957, Raveneliaceae, Pucciniales, Pucciniomycetes, two species, type species *D. australis* (Speg.) J.C. Lindq., biotrophic on Fabaceae (*Mimosa*), terrestrial, South America, sequence data unavailable, see Kirk et al. 2013 (genus accepted).

Diorchidium Kalchbr. 1882 (= *Diphragmium* Boedijn (1960) [1959]), Raveneliaceae, Pucciniales, Pucciniomycetes, 20 species, type species *D. woodii* Kalchbr. & Cooke, biotrophic on Annonaceae, Fabaceae, Poaceae, Rubiaceae, terrestrial, Africa, South America, Sri Lanka, Pakistan, China, Japan, Indonesia, see Kirk et al. 2013 (genus accepted), sequence data available, see Beenken

and Wood 2015 (phylogeny, new genera on Annonaceae, Pucciniales).

Dioszegia Zsolt 1957, Bulleribasidiaceae, Tremellales, Tremellomycetes, sexual morph unknown, 18 species, type species *D. hungarica* Zsolt, yeast, widespread, see Kurtzman et al. 2011 (taxonomy), cultures and sequence data available, see Liu et al. 2015b (taxonomy and phylogeny), Yurkov et al. 2016 (phylogeny), Trochine et al. 2017 (new spp.).

Diplocystis Berk. & M.A. Curtis 1868, Diplocystidiaceae, Boletales, Agaricomycetes, asexual morph unknown, two species, type species *D. wrightii* Berk. & M.A. Curtis, West Indies, see Kirk et al. 2013 (genus accepted), sequence data available, see Phosri et al. 2014 (Thailand, phylogeny).

Diplomitoporus Domański 1970, *incertae sedis*, Polyporales, Agaricomycetes, asexual morph unknown, c. 25 species, type species *D. flavescens* (Bres.) Domański, poroid hymenophore, wood-rotting, widespread, see Kirk et al. 2013 (genus accepted), sequence data available, see Miettinen and Larsson 2011 (phylogeny), Zmitrovich and Malysheva 2013 (phylogeny), new spp. see Hjortstam and Ryvarden 2009a (morphology, Seychelles), Ryvarden and Iturriaga 2011 (morphology, Venezuela), Baltazar et al. 2014a (morphology, Brazil), Ryvarden 2018b (morphology, Ethiopia, Kenya, Uganda, Zimbabwe), new combinations see Ryvarden 2012c, 2015c (morphology, type study, Tanzania).

Dipyxis Cummins & J.W. Baxter 1967, Uropyxidaceae, Pucciniales, Pucciniomycetes, two species, type species *D. mexicana* Cummins & J.W. Baxter, biotrophic on Bignoniaceae, terrestrial, Central and South America, sequence data unavailable, see Kirk et al. 2013 (genus accepted).

Dirkmeia F.Y. Bai, Q.M. Wang, Begerow & Boekhout 2015, Ustilaginaceae, Ustilaginales, Ustilaginomycetes, one species, type species *D. churashimaensis* (T. Morita, Y. Ogura, M. Takash., N. Hirose, Fukuoka, Imura, Y. Kondo & Kitamoto) F.Y. Bai, Q.M. Wang, Begerow & Boekhout, known only from saprobic yeast morph, plant material, Japan, cultures available, sequence data available, see Wang et al. 2015c (taxonomy, phylogeny).

Disciseda Czern. 1845, Agaricaceae, Agaricales, Agaricomycetes, asexual morph unknown, 15 species, type species *D. collabescens* Czern., worldwide, basidioma gasteroid, see Kirk et al. 2013 (genus accepted), see da Silva and Baseia 2014 (morphology, Brazil), sequence data available, see Larsson and Jeppson 2008 (phylogeny, north Europe), Bates et al. 2009 (phylogeny, key).

Disporotrichum Stalpers 1984, *incertae sedis*, Agaricales, Agaricomycetes, one species, type species *D. dimorphosporum* (Arx) Stalpers, Netherlands, sequence data unavailable, see Kirk et al. 2013 (genus accepted).

Ditangium P. Karst. 1867, Sebacinaceae, Sebacinales, Agaricomycetes, sexual morph unknown, three species, type species *D. insigne* P. Karst., North and South America, Russia, Europe, saprobic, on rotten wood, sequence data available, see Malysheva et al. 2019 (taxonomy, phylogeny, genus accepted against *Craterocolla*).

Ditiola Fr. 1822, Dacrymycetaceae, Dacrymycetales, Dacrymycetes, asexual morph unknown, c. ten species, type species *D. radicata* (Alb. & Schwein.) Fr., wood-rotting, see Kirk et al. 2013 (genus accepted), sequence data available, see Shirouzu et al. 2013a (phylogeny, Dacrymycetes).

Doassansia Cornu 1883, Doassansiaceae, Doassansiales, Exobasidiomycetes, twelve species, plant parasites (leaves, stems, petioles) of dicots and monocots, widespread, see Kirk et al. 2013 (genus accepted), cultures unavailable, sequence data available, see Wang et al. 2015c (phylogeny).

Doassansiopsis (Setch.) Dietel 1897, Doassansiopsidaceae, Urocystidales, Ustilaginomycetes, 14 species, plant parasites (leaves, ovaries, petioles, stems) on Alismataceae, Limnocharitaceae, Menianthaceae, Nymphaceae, Potamogetonaceae, widespread, see Kirk et al. 2013 (genus accepted), cultures unavailable, sequence data available, see Begerow et al. 2014, Wang et al. 2015c (phylogeny).

Doassinga Vánky, R. Bauer & Begerow 1998, Doassansiaceae, Doassansiales, Exobasidiomycetes, one species, type species *D. callitrichis* (Liro) Vánky, R. Bauer & Begerow, plant parasitic on *Callitriche* spp. (Callitrichaceae), Europe, see Kirk et al. 2013 (genus accepted), cultures unavailable, sequence data available, see Begerow et al. 2014 (taxonomy).

Donkia Pilát 1937, Phanerochaetaceae, Polyporales, Agaricomycetes, asexual morph unknown, one species, type species *D. pulcherrima* (Berk. & M.A. Curtis) Pilát, hydnoid hymenophore, wood-rotting, widespread, sequence data available, see Justo et al. 2017 (phylogeny, Polyporales), Moreno et al. 2017b (phylogeny, type study), Papp et al. 2017a (phylogeny, Central Europe), Zmitrovich 2018a (taxonomy).

Donkioporia Kotl. & Pouzar 1973, Polyporaceae, Polyporales, Agaricomycetes, asexual morph unknown, two species, type species *D. expansa* (Desm.) Kotl. & Pouzar, poroid hymenophore, wood-rotting, white rot, widespread (North America and Europe), see Kirk et al. 2013 (genus accepted), Zmitrovich 2018a (taxonomy), sequence data available, see Vlasák et al. 2010 (new combination, phylogeny, Central Europe), Garcia-Sandoval et al. 2011 (phylogeny).

Donkioporiella L.W. Zhou 2016, Polyporaceae, Polyporales, Agaricomycetes, asexual morph unknown, one species, type species *D. mellea* L.W. Zhou, wood-rotting,

China, sequence data available, see Qin et al. 2016 (taxonomy, China).

Drepanoconis J. Schröt. & Henn. 1896, Cryptobasidiaceae, Exobasidiales, Exobasidiomycetes, three species, type species *D. brasiliensis* J. Schröt. & Henn., species plant parasitic (leaves, fruits) on Lauraceae, Central and South America, see Kirk et al. 2013 (genus accepted), cultures unavailable, sequence data available, see Begerow et al. 2002, 2014, Wang et al. 2015c (taxonomy, phylogeny).

Ductifera Lloyd 1917, *incertae sedis*, Auriculariales, Agaricomycetes, asexual morph unknown, c. eleven species, type species *D. millei* Lloyd, widespread, sequence data available, see Weiß and Oberwinkler 2001 (phylogeny, Auriculariales).

Duportella Pat. 1915, Peniophoraceae, Russulales, Agaricomycetes, asexual morph unknown, 13 species, type species *D. velutina* Pat., worldwide, sequence data unavailable, see Kirk et al. 2013 (genus accepted), Spirin and Kout 2015 (new spp. North East Asia, morphology).

Durianella Desjardin, A.W. Wilson & Manfr. Binder 2008, Boletaceae, Boletales, Agaricomycetes, asexual morph unknown, one species, type species *D. echinulata* (Corner & Hawker) Desjardin, A.W. Wilson & Manfr. Binder, gastroid, known only from Malaysia, sequence data available, see Desjardin et al. 2008b (taxonomy, phylogeny).

Earliella Murrill 1905, Polyporaceae, Polyporales, Agaricomycetes, asexual morph unknown, one species, type species *E. scabrosa* (Pers.) Gilb. & Ryvarden, basidioma effused-reflexed to resupinate, poroid hymenophore, wood-rotting, white rot, widespread (tropical), see Kirk et al. 2013 (genus accepted), medicinal use, see Zmitrovich 2018b (mini-review), sequence data available, see Justo and Hibbett 2011 (phylogeny).

Eballistra R. Bauer, Begerow, A. Nagler & Oberw. 2001, Eballistraceae, Georgefischeriales, Exobasidiomycetes, four species, type species *E. oryzae* (Syd. & P. Syd.) R. Bauer, Begerow, A. Nagler & Oberw., plant parasites (leaves, stems) on Poaceae, widespread in Southern Hemisphere, cultures unavailable, sequence data available, see Bauer et al. 2001b, Begerow et al. 2014, Wang et al. 2015c (taxonomy, phylogeny).

Echinochaete D.A. Reid 1963, Polyporaceae, Polyporales, Agaricomycetes, asexual morph unknown, five species, type species *E. megalopora* (Bres.) D.A. Reid [current name: *E. brachypora* (Mont.) Ryvarden], basidioma laterally stipitate, with short stipite, hymenophore poroid, element setoids with lateral spines, wood-rotting, white rot, widespread (tropical), see Kirk et al. 2013 (genus accepted), sequence data available, see Sotome et al. 2009 (new sp., phylogeny, Asia, Japan).

Echinoderma (Locq. ex Bon) Bon 1991, Agaricaceae, Agaricales, Agaricomycetes, asexual morph not known, c. 15 species, type species *E. asperum* (Pers.) Bon, worldwide, sequence data available, see Vu et al. 2019 (DNA barcodes), in need of revision.

Echinodontiellum S.H. He & Nakasone 2017, Echinodontiaceae, Russulales, Agaricomycetes, asexual morph unknown, one species, type species *E. japonicum* (Imazeki) S.H. He & Nakasone, wood-rotting, causing a white rot on living *Quercus* in Japan and China, sequence data available, see Liu et al. 2017e (taxonomy).

Echinodontium Ellis & Everh. 1900, Echinodontiaceae, Russulales, Agaricomycetes, asexual morph unknown, four species, type species *E. tinctorium* (Ellis & Everh.) Ellis & Everh., America, Japan, Europe, basidioma ungulate to effuse-refflexed, hymenophore dentate to daedaleoid or poroid, white rot, see Kirk et al. 2013 (genus accepted), sequence data available, see Liu et al. 2017e (phylogeny).

Echinophallus Henn. 1898, Phallaceae, Phallales, Agaricomycetes, asexual morph unknown, one species, type species *E. lauterbachii* (Henn.) Henn., terrestrial, East Indies, sequence data unavailable, see Kirk et al. 2013 (genus accepted).

Echinoporia Ryvarden 1980, Schizoporaceae, Hymenochaetales, Agaricomycetes, anamorph *Echinodia*, three species, type species *E. hydnophora* (Berk. & Broome) Ryvarden, wood-rotting, widespread, see Kirk et al. 2013 (genus accepted), sequence data unavailable, see Motato-Vasquez et al. 2015 (new records, geographic distribution), new spp. see Coelho 2008 (Brazil).

Edythea H.S. Jacks. 1931, *incertae sedis*, Pucciniales, Pucciniomycetes, five species, type species *E. quitensis* (Lagerh.) H.S. Jacks. & Holw., biotrophic on Arecaceae, Berberidaceae, terrestrial, South America, see Kirk et al. 2013 (genus accepted), sequence data available, see Ordoñez and Barnes 2017 (*E. quitensis*, Ecuador).

Effuseotrichosporon A.M. Yurkov, X.Z. Liu, F.Y. Bai, M. Groenew. & Boekhout 2015, Trichosporonaceae, Trichosporonales, Tremellomycetes, sexual morph unknown, one species, type species *E. vanderwaltii* (Motaung, Albertyn, Kock, C.F. Lee, S.O. Suh, M. Blackw. & C.H. Pohl) A.M. Yurkov, X.Z. Liu, F.Y. Bai, M. Groenew. & Boekhout, yeast, soil, South Africa, cultures and sequence data available, see Liu et al. 2015b (taxonomy and phylogeny).

Efibula Sheng H. Wu 1990, Irpicaceae, Polyporales, Agaricomycetes, asexual morph unknown, 18 species, type species *E. tropica* Sheng H. Wu, resupinate corticioid basidioma, wood-rotting, white rot, widespread, sequence data available, see Floudas and Hibbett 2015 (new spp., phylogeny, *Phanerochaete s. l*, USA).

Efibulella Zmitr. 2018, Phanerochaetaceae, Polyporales, Agaricomycetes, asexual morph unknown, one species, type species *E. deflectens* (P. Karst.) Zmitr., grandinioid basidioma, wood-rotting, white rot, see Zmitrovich 2018a (taxonomy).

Efibulobasidium K. Wells 1975, Sebacinaceae, Sebacinales, Agaricomycetes, asexual morph known, one species, type species *E. albescens* (Sacc. & Malbr.) K. Wells, worldwide, saprobic, sequence data available, see Oberwinkler et al. 2014 (taxonomy, phylogeny, Sebacinales), Kirschner et al. 2017 (*Chaetospermum camelliae* with *Efibulobasidium* teleomorph from Panama).

Eichleriella Bres. 1903, Auriculariaceae, Auriculariales, Agaricomycetes, asexual morph unknown, c. 14 species, type species *E. incarnata* Bres., widespread, see Kirk et al. 2013 (genus accepted), sequence data available, see Malysheva and Spirin 2017 (phylogeny, new spp.).

Elaphocephala Pouzar 1983, Atheliaceae, Atheliales, Agaricomycetes, asexual morph unknown, one species, type species *E. iocularis* Pouzar, Europe, sequence data unavailable, see Kirk et al. 2013 (genus accepted).

Elaphroporia Z.Q. Wu & C.L. Zhao 2018, Steccherinaceae, Polyporales, Agaricomycetes, asexual morph unknown, one species, type species *E. ailaoshanensis* Z.Q. Wu & C.L. Zhao, China, sequence data unavailable, see Wu et al. 2018d (genus accepted, China).

Elateraecium Thirum., F. Kern & B.V. Patil 1966 (= *Hiratsukamyces* Thirum., F. Kern & B.V. Patil 1975 *fide* Art. 59.1), *incertae sedis*, Pucciniales, Pucciniomycetes, sexual morph previously known in *Hiratsukamyces* Thirum., F. Kern & B.V. Patil 1975, three species, type species *E. salaciicola* Thirum., F. Kern & B.V. Patil, India, south Africa, sequence data unavailable, see Kirk et al. 2008.

Ellula Nag Raj 1980, *incertae sedis*, *incertae sedis*, Agaricomycetes, one species, type species *E. guaduae* (Viégas) Nag Raj, Brazil, sequence data unavailable, see Kirk et al. 2013 (genus accepted).

Elmerina Bres. 1912, Auriculariaceae, Auriculariales, Agaricomycetes, asexual morph unknown, seven species, type species *E. cladophora* (Berk.) Bres., widespread (esp. tropical), see Kirk et al. 2013 (genus accepted), sequence data available, see Brazee et al. 2012b (phylogeny, ecology), Sotome et al. 2014 (Asian species, poroid Auriculariales, phylogeny), new spp. see Zhou and Dai 2013b (China, phylogeny), Wu et al. 2015a (central China).

Emmia Zmitr., Spirin & Malysheva 2006, Irpicaceae, Polyporales, Agaricomycetes, asexual morph unknown, two species, type species *E. latemarginata* (Durieu & Mont.) Zmitr., Spirin & Malysheva, poroid hymenophore, wood-rotting, white rot (*E. latemarginata* (Durieu & Mont.) Zmitr., Spirin & Malysheva), see El-Gharabawy et al. 2016 (wood decay, Polyporales), widespread, sequence data available, see Zmitrovich and Malysheva 2014 (phylogeny), Miettinen et al. 2016b (phylogeny, Phanerochaetaceae), Wu et al. 2017a (new combination, China), Zmitrovich 2018a (taxonomy).

Endoclathrus B. Liu, Yin H. Liu & Z.J. Gu 2000, Phallaceae, Phallales, Agaricomycetes, asexual morph unknown, one species, type species *E. panzhihuaensis* B. Liu, Yin H. Liu & Z.J. Gu, terrestrial, China, sequence data unavailable.

Endocronartium Y. Hirats. 1969, Cronartiaceae, Pucciniales, Pucciniomycetes, two species, type species *E. harknessii* (J.P. Moore) Y. Hirats., biotrophic on Pinaceae (*Pinus*), terrestrial, North America, Japan, see Kirk et al. 2013 (genus accepted), sequence data available, see Jitjak and Sanoamuang 2017 (phylogeny).

Endogonopsis R. Heim 1966, Diplocystidiaceae, Boletales, Agaricomycetes, asexual morph unknown, one species, type species *E. sacramentarium* R. Heim, Asia, sequence data unavailable, see Kirk et al. 2013 (genus accepted).

Endolepiotula Singer 1963, Agaricaceae, Agaricales, Agaricomycetes, asexual morph unknown, one species, type species *E. ruizlealii* Singer, Argentina, basidioma gasteroid, sequence data unavailable, see Kirk et al. 2013 (genus accepted).

Endopandanicola Tibpromma & K.D. Hyde 2018, Polyporaceae, Polyporales, Agaricomycetes, asexual morph known, one species, type species *E. thailandica* Tibpromma & K.D. Hyde, Thailand, sequence data available, see Tibpromma et al. 2018 (taxonomy).

Endoperplexa P. Roberts 1993, *incertae sedis*, Auriculariales, Agaricomycetes, asexual morph unknown, six species, type species *E. dartmorica* P. Roberts, see Kirk et al. 2013 (genus accepted), sequence data available, new spp. see Roberts 2008a, b (British Virgin Islands, Belize).

Endophallus M. Zang & R.H. Petersen 1989, Phallaceae, Phallales, Agaricomycetes, asexual morph unknown, one species, type species *E. yunnanensis* M. Zang & R.H. Petersen, terrestrial, China, sequence data unavailable, see Kirk et al. 2013 (genus accepted).

Endophyllum Lév. 1826 [1825], Pucciniaceae, Pucciniales, Pucciniomycetes, 43 species, type species *E. persoonii* Lév, biotrophic on various families including Asteraceae, Convolvulaceae, Crassulaceae, Euphorbiceae, Malvaceae, terrestrial, circumglobal especially in tropics, see Kirk et al. 2013 (genus accepted), sequence data available, see Crous 2005 (South Africa), new spp. see Berndt and Wood 2012 (new combination).

Endoraecium Hodges & D.E. Gardner 1984, Raveneliaceae, Pucciniales, Pucciniomycetes, 22 species, type species *E. acaciae* Hodges & D.E. Gardner, biotrophic on *Acacia* (Fabaceae), terrestrial, Australia, South-East Asia (China), Hawaii, see Kirk et al. 2013 (genus accepted), sequence data available, new spp. see Berndt 2011 (new combination), McTaggart et al. 2015 (key to Australian species, molecular phylogeny).

Entocybe T.J. Baroni, V. Hofst. & Largent 2011, Entolomataceae, Agaricales, Agaricomycetes, asexual morph unknown, ten species, type species *E. trachyospora* (Largent) Largent, T.J. Baroni & V. Hofstetter, worldwide,

sequence data available, see Baroni et al. 2011 (phylogeny), new spp. see Baroni and Lamoureux 2013 (Canada), Bergemann et al. 2013 (new combination).

Entoloma Fr. ex P. Kumm. 1871, Entolomataceae, Agaricales, Agaricomycetes, asexual morph unknown, c. 1800 species, type species *E. sinuatum* (Bull.) P. Kumm., worldwide, mostly saprotrophic, minority of species mycorrhizal or weakly parasitic see Tedersoo et al. 2010, some species edible (*E. lividoalbum* (Kühner & Romagn.) Kubička), see Kirk et al. 2013 (genus accepted), Horak 2008 (New Zealand, monograph), Noordeloos 2008 (North America, type studies, morphology), Noordeloos and Gates 2012a (Tasmania, Australia, morphology, monograph), Maity et al. 2014, 2015 (compounds), Dovana et al. 2016 (*E. ochreoprunuloides*, Italy), Mešić et al. 2016 (new names, new combinations), sequence data available, see Co-David et al. 2009 (phylogeny), Baroni and Matheny 2011 (phylogeny), Baroni et al. 2011 (phylogeny), Kinoshita et al. 2012 (sequestrate species, phylogeny), He et al. 2013a, 2013b (China, phylogeny, type study), Morgado et al. 2013 (phylogeny), Vila et al. 2013 (phylogeny, morphology), Morozova et al. 2014a (phylogeny), Kokkonen 2015 (phylogeny), Kondo et al. 2017 (*E. rhodopolium*-related species, Japan, PCR-RFLP), new spp. see Largent et al. 2008 (Guyana, South America), Noordeloos and Polemis 2008 (Greece), Contu et al. 2009 (Italy), Eyssartier and Noordeloos 2009 (France), Gates et al. 2009 (Tasmania), Horak and Cheype 2009 (French Guiana, South America), Li and Li 2009 (China), Li et al. 2009a (China), Noordeloos and Hausknecht 2009 (Austria), Vila and Caballero 2009 (Spain), Aime et al. 2010 (Australia, as *Calliderma, Paraeccilia* and *Trichopilus*), Blanco-Dios 2010 (Spain), Eyssartier et al. 2010 (New Caledonia), Henkel et al. 2010b (Guyana, South America, as *Alboleptonia*), Jordal and Noordeloos 2010 (Norway), Noordeloos and Morozova 2010 (Russia), Noordeloos et al. 2010, 2017 (Netherlands, Norway), Van Waveren and Llistosella 2010 (Spain), Eyssartier et al. 2011b (New Caledonia), He et al. 2011b (China), Largent et al. 2011a, b, 2013a, b, 2015, 2016 (Australia, as *Claudopus*, as *Pouzarella,* as *Leptonia*, as *Inocephalus*), Senthilarasu et al. 2010a (India), Takahashi 2011 (Japan, as *Clitopilus*), Wölfel and Hampe 2011 (Germany), Blanco-Dios 2012 (Spain), Caballero et al. 2012 (Spain), He et al. 2012 (China), Morozova et al. 2012 (Vietnam), Pradeep et al. 2012b (India), Raj and Manimohan 2012, 2017 (India), Wölfel et al. 2012 (Germany), Blanco-Dios 2013a (Spain), Coimbra et al. 2013a (Brazil), Illice and Todeschini 2013 (Italy), Qi et al. 2013 (China), Ribes and Vila 2013 (Spain), Vila et al. 2013 (Spain), Wang and Bau 2013 (China), Battistin et al. 2014 (China), Eyssartier and Buyck 2014 (Madagascar), Henkel et al. 2014a (Guyana, South America, as *Nolanea*), Morozova et al. 2014a (Russia), Raj et al. 2014b (India), Weholt et al. 2014 (Norway), Ariyawansa et al. 2015 (Italy), Catcheside et al. 2015 (Australia), Crous et al. 2015a, 2016b, 2017b, 2018a (Vietnam, China, Russia, Ecuador), Deng et al. 2015b (China), He et al. 2015a, b, c (China), Karstedt and Capelari 2015 (Brazil), Raj and Manimohan 2016 (India), Blanco-Dios 2016 (Spain), Largent and Bergemann 2016 (USA, as *Pouzarella*), Lüderitz et al. 2016 (Germany), Montañez et al. 2016 (Mexico), Noordeloos and Hausknecht 2016 (Seychelles, La Réunion, Mauritius), Pradeep et al. 2016a (India), Vidal et al. 2016 (Spain), Blanco-Dios 2017 (Spain, new names and combinations), Ediriweera et al. 2017 (China), He et al. 2017c (China), Karstedt and Capelari 2017 (Brazil), Tibpromma et al. 2017 (India), Ainsworth et al. 2018 (UK), Morozova et al. 2018 (Russia, Vietnam).

Entomocorticium H.S. Whitney, Bandoni & Oberw. 1987, Peniophoraceae, Russulales, Agaricomycetes, asexual morph unknown, one species, type species *E. dendroctoni* H.S. Whitney, Canada, see Kirk et al. 2013 (genus accepted), sequence data available, see Sakayaroj et al. 2010 (phylogeny, Thailand).

Entyloma de Bary 1874, Entylomataceae, Entylomatales, Exobasidiomycetes, asexual morph unknown, 163 species, type species *E. microsporum* J. Schröt., plant parasites on dicots, widespread, saprobic yeast states, see Kirk et al. 2013 (genus accepted), cultures available, sequence data available, see Begerow et al. 2002, Begerow et al. 2014, Boekhout et al. 2006, Wang et al. 2015c (phylogeny).

Entylomaster Vánky & R.G. Shivas 2006, Doassansiaceae, Doassansiales, Exobasidiomycetes, two species, type species *E. typhonii* Vánky & R.G. Shivas, plant parasites on Araceae, Europe, Australia, cultures unavailable, sequence data unavailable, see Begerow et al. 2014 (taxonomy).

Eocronartium G.F. Atk. 1902, Eocronartiaceae, Platygloeales, Pucciniomycetes, one species, type species *E. typhuloides* G.F. Atk. [current name: *E. muscicola* (Pers.) Fitzp.], biotrophic on *Musci*, Europe, North America, see Kirk et al. 2013 (genus accepted), sequence data available, cultures available, see Henk and Vilgalys 2007 (insect symbiosis origin, phylogeny).

Eonema Redhead, Lücking & Lawrey 2009, Hygrophoraceae, Agaricales, Agaricomycetes, asexual morph unknown, one species, type species *E. pyriforme* (M.P. Christ.) Redhead, Lücking & Lawrey, sequence data available, see Lawrey et al. 2009 (phylogeny, taxonomy).

Epicnaphus Singer 1960, Physalacriaceae, Agaricales, Agaricomycetes, asexual morph unknown, two species, type species *E. phalaropus* Singer, saprophytic, South America, sequence data unavailable, see Kirk et al. 2013 (genus accepted).

Episphaeria Donk 1962, Crepidotaceae, Agaricales, Agaricomycetes, asexual morph unknown, one species, type species *E. fraxinicola* (Berk. & Broome) Donk,

Europe, sequence data unavailable, see Kirk et al. 2013 (genus accepted).

Epithele (Pat.) Pat. 1900, Polyporaceae, Polyporales, Agaricomycetes, asexual morph unknown, 17 species, type species *E. typhae* (Pers.) Pat., resupinate basidioma, odontioid hymenophore (formed by sterile hyphal pegs), wood-rotting, widespread, see Kirk et al. 2013 (genus accepted), sequence data available, see Justo et al. 2017 (phylogeny, Polyporales), Zmitrovich 2018a (taxonomy), new spp. see Wang et al. 2010a (morphology, China, Vietnam), Nakasone 2013 (new combination, morphology, Belize, Reunion, Trinidad and Tobago, Venezuela).

Epithelopsis Jülich 1976, Polyporaceae, Polyporales, Agaricomycetes, asexual morph unknown, two species, type species *E. fulva* (G. Cunn.) Jülich, resupinate basidioma, odontioid hymenophore (formed by sterile hyphal pegs), wood-rotting, widespread (Australia, India, New Zealand), sequence data unavailable, see Kirk et al. 2013 (genus accepted).

Erastia Niemelä & Kinnunen 2005, *incertae sedis*, Polyporales, Agaricomycetes, asexual morph unknown, one species, type species *E. salmonicolor* (Berk. & M.A. Curtis) Niemelä & Kinnunen, poroid hymenophore, wood-rotting, widespread (Asia, Europe, USA and Cuba), sequence data unavailable, see Kirk et al. 2008, Zmitrovich 2018a (taxonomy).

Eriocaulago Vánky 2005, Ustilaginaceae, Ustilaginales, Ustilaginomycetes, two species, type species *E. eriocauli* (Massee) Vánky, species parasite (ovaries) on plant Eriocaulaceae, Angola, India, Madagascar, Thailand, USA, cultures unavailable, sequence data unavailable, see Begerow et al. 2014 (taxonomy).

Eriocortex Vánky & R.G. Shivas 2013, *incertae sedis*, *incertae sedis*, Ustilaginomycetes, aexual morph unknown, one species, type species *E. eriocauli* R.G. Shivas, Vánky, M.D. Barrett & M. Lutz, Australia, plant parasites (ovaries) on Eriocaulaceae, Australia, cultures unavailable, sequence data available, see Vánky et al. 2013, Nasr et al. 2014a (taxonomy).

Eriocybe Vellinga 2011, Agaricaceae, Agaricales, Agaricomycetes, asexual morph unknown, one species, type species *E. chionea* Vellinga, agaricoid, saprotrophic, Thailand, sequence data available, see Vellinga et al. 2011 (genus introduced).

Eriomoeszia Vánky 2005, Ustilaginaceae, Ustilaginales, Ustilaginomycetes, one species, type species *E. eriocauli* (G.P. Clinton) Vánky, plant parasite (ovaries) on *Eriocaulon* spp. (Eriocaulaceae), India, USA, cultures unavailable, sequence data available, see Begerow et al. 2014, Nasr et al. 2014a (taxonomy).

Eriosporium Vánky 2005, Ustilaginaceae, Ustilaginales, Ustilaginomycetes, two species, plant parasites (ovaries) on Eriocaulaceae, Angola, cultures unavailable, sequence data unavailable, see Begerow et al. 2014 (taxonomy).

Erratomyces M. Piepenbr. & R. Bauer 1997, Erratomycetaceae, Tilletiales, Exobasidiomycetes, five species, type species *E. patelii* (Pavgi & Thirum.) M. Piepenbr. & R. Bauer, plant parasites (leaves) on Fabaceae, Africa, South America, North America, India, see Kirk et al. 2013 (genus accepted), cultures available, sequence data available, see Begerow et al. 2014, Wang et al. 2015c (phylogeny).

Ertzia B.P. Hodk. & Lücking 2014, Lepidostromataceae, Lepidostromatales, Agaricomycetes, asexual morph unknown, one species, type species *E. akagerae* (Eb. Fisch., Ertz, Killmann & Sérus.) B.P. Hodk. & Lücking, tropical Africa, lichenized, sequence data available, see Hodkinson et al. 2014 (monograph), Liu et al. 2017a (phylogeny).

Erythricium J. Erikss. & Hjortstam 1970 (= *Marchandiobasidium* Diederich & Schultheis 2003), Corticiaceae, Corticiales, Agaricomycetes, asexual morph known (bulbils, *Marchandiobasidium* Diederich & Schultheis *fide* Hawksworth and Henrici 2015), six species, type species *E. laetum* (P. Karst.) J. Erikss. & Hjortstam, wood-rotting and lichenicolous, widespread, see Diederich et al. 2003 (taxonomy of asexual morph), Kirk et al. 2013 (genus accepted), sequence data available, new spp. see Ghobad-Nejhad and Hallenberg 2011 (Iran), Hawksworth and Henrici 2015 (new combination).

Erythrobasidium Hamam., Sugiy. & Komag. 1988, Erythrobasidiaceae, Erythrobasidiales, Cystobasidiomycetes, sexual and asexual morphs known, three species, *E. hasegawianum* Hamam., Sugiy. & Komag., yeast, plant material, worldwide, see Kurtzman et al. 2011 (taxonomy), cultures and sequence data available, see Wang et al. 2015d, e (taxonomy, phylogeny).

Erythromyces Hjortstam & Ryvarden 1990, Hymenochaetaceae, Hymenochaetales, Agaricomycetes, asexual morph unknown, one species, type species *E. crocicreas* (Berk. & Broome) Hjortstam & Ryvarden, wood-rotting, widespread, see Kirk et al. 2013 (genus accepted), sequence data available, see Yuan and Wan 2012 (phylogeny).

Erythrophylloporus Ming Zhang & T.H. Li 2018, Boletaceae, Boletales, Agaricomycetes, asexual morph unknown, one species, type species *E. cinnabarinus* Ming Zhang & T.H. Li, China, terrestrial, stipitate-pileate, presumably ectomycorrhizal, sequence data available, see Zhang and Li 2018 (taxonomy, phylogeny).

Esalque J.F. Hennen, Figueiredo & A.A. Carvalho 2000, Raveneliaceae, Pucciniales, Pucciniomycetes, one species, type species *E. holwayi* (H.S. Jacks.) J.F. Hennen, Figueiredo & A.A. Carvalho, biotrophic on *Caesalpinia* (Fabaceae), terrestrial, Brazil, sequence data unavailable, see Kirk et al. 2008.

Exidia Fr. 1822, Auriculariaceae, Auriculariales, Agaricomycetes, asexual morph unknown, c. 26 species, type species *E. glandulosa* (Bull.) Fr., widespread, see Kirk et al. 2013 (genus accepted), sequence data available, see Sotome et al. 2014 (Asian species, poroid Auriculariales, phylogeny), new spp. see Roberts 2009 (British Isles).

Exidiopsis (Bref.) Möller 1895, Auriculariaceae, Auriculariales, Agaricomycetes, asexual morph unknown, c. 30 species, type species *E. effusa* Bref., widespread, see Kirk et al. 2013 (genus accepted), sequence data available, see Sotome et al. 2014 (Asian species, poroid Auriculariales, phylogeny), Malysheva and Spirin 2017 (phylogeny).

Exobasidium Woronin 1867, Exobasidiaceae, Exobasidiales, Exobasidiomycetes, type species *E. vaccinii* (Fuckel) Woronin, 51 species, plant parasites (leaves, stems) on Ericales, widespread in Europe, South America, East Asia, see Kirk et al. 2013 (genus accepted), cultures available, sequence data available, see Begerow et al. 2002, 2014, Wang et al. 2015c (phylogeny).

Exoteliospora R. Bauer, Oberw. & Vánky 1999, Melanotaeniaceae, Ustilaginales, Ustilaginomycetes, one species, type species *E. osmundae* (Peck) R. Bauer, Oberw. & Vánky, plant parasite (leaves) on *Osmunda* (Osmundaceae), North America, see Kirk et al. 2013 (genus accepted), cultures unavailable, sequence data unavailable, see Begerow et al. 2014 (taxonomy).

Faerberia Pouzar 1981, *incertae sedis*, Polyporales, Agaricomycetes, asexual morph unknown, one species, type species *F. carbonaria* (Alb. & Schwein.) Pouzar, cantharelloid basidioma, terrestrial (post-fire), Europe, North America, see Kirk et al. 2013 (genus accepted), sequence data available, see Thorn et al. 2000 (phylogeny, Pleurotaceae).

Farysia Racib. 1909, Anthracoideaceae, Ustilaginales, Ustilaginomycetes, (= *Elateromyces* Bubák, Arch. Prírodov. Výzk. 1912; = *Farysizyma* A. Fonseca 2008), 23 species, type species *F. javanica* Racib., plant parasites (flowers) on genera *Carex* and *Uncinia* (Cyperaceae), Africa, East Asia, South Asia, Australia, saprobic yeast states on plants, see Kirk et al. 2013 (genus accepted), cultures available, sequence data available, see Inácio et al. 2008, Begerow et al. 2014, Wang et al. 2015c (taxonomy, phylogeny).

Farysporium Vánky 1999, Anthracoideaceae, Ustilaginales, Ustilaginomycetes, asexual morph unknown, one species, type species *F. endotrichum* (Berk.) Vánky, plant parasite (flowers) on *Gahnia* spp. (Cyperaceae), Australasia, see Kirk et al. 2013 (genus accepted), cultures unavailable, sequence data unavailable, see Begerow et al. 2014 (taxonomy).

Favillea Fr. 1849, Sclerodermataceae, Boletales, Agaricomycetes, asexual morph unknown, two species, type species *F. argillacea* Fr., Australia, sequence data unavailable, see Kirk et al. 2013 (genus accepted).

Favolaschia (Pat.) Pat. 1892, Mycenaceae, Agaricales, Agaricomycetes, asexual morph unknown, c. 54 species, type species *F. gaillardii* (Pat.) Pat., tropics and subtropics, see Vizzini et al. 2009 (species distribution), Kirk et al. 2013 (genus accepted), Chepkirui et al. 2016 (compounds), sequence data available, see Gillen et al. 2013 (Ecuador, Panama, key), Capelari et al. 2014 (Brazil, phylogeny), new spp. see Takahashi 2011 (Japan), Magnago et al. 2013a (Brazil), Pérez-Ramírez et al. 2014 (Mexico).

Favolus P. Beauv. 1805, Polyporaceae, Polyporales, Agaricomycetes, asexual morph unknown, c. 20 species, type species *F. daedaleus* (Link) Fr. [current name: *F. brasiliensis* (Fr.) Fr.], poroid hymenophore, wood-rotting, white rot, widespread (mainly in tropics), see Kirk et al. 2013 (genus accepted), Zmitrovich 2018a (taxonomy), some species edible (*F. brasiliensis*), see Sanuma et al. 2016 (edible mushrooms, Brazil), sequence data available, see Sotome et al. 2013 (phylogeny, emendation of genus, key), Dai et al. 2014b (phylogeny, China), Zhou et al. 2016b (phylogeny, China), Papp and Dima 2017 (phylogeny, Central Europe), new spp. see Tibpromma et al. 2017 (phylogeny, Korea), Zhou and Cui 2017 (phylogeny, China).

Fayodia Kühner 1930, *incertae sedis*, Agaricales, Agaricomycetes, asexual morph unknown, c. ten species, type species *F. bisphaerigera* (J.E. Lange) Singer, North temperate, see Kirk et al. 2013 (genus accepted), Antonín 2004 (type studies), Antonín and Noordeloos 2004 (European taxa), sequence data available, see Moncalvo et al. 2002 (phylogeny), Garnica et al. 2007 (agarics, phylogeny, basidiospore ultrastructure).

Fellomyces Y. Yamada & Banno 1984, Cuniculitremaceae, Tremellales, Tremellomycetes, sexual morph unknown, four species, type species *F. polyborus* (D.B. Scott & Van der Walt) Y. Yamada & I. Banno, yeast, widespread, see Kurtzman et al. 2011 (taxonomy), cultures and sequence data available, see Liu et al. 2015b (taxonomy, phylogeny).

Fellozyma Q.M. Wang, F.Y. Bai, M. Groenew. & Boekhout 2015, Chrysozymaceae, *incertae sedis*, Microbotryomycetes, sexual morph unknown, one species, type species *F. inositophila* (Nakase & M. Suzuki) Q.M. Wang, F.Y. Bai, M. Groenew. & Boekhout, yeast, plant material, Japan, cultures and sequence data available, see Wang et al. 2015e (taxonomy, phylogeny).

Femsjonia Fr. 1849, Dacrymycetaceae, Dacrymycetales, Dacrymycetes, asexual morph unknown, seven species, type species *F. luteoalba* Fr. [current name: *Ditiola peziziformis* (Lév.) D.A. Reid], wood-rotting, sequence data available, new spp. see Shirouzu et al. 2017 (Japan), Tibpromma et al. 2017 (China).

Fereydounia S. Nasr, M.R. Soudi, H.D.T. Nguyen, M. Lutz & Piątek 2014, Fereydouniaceae, Urocystidales, Ustilaginomycetes, one species, known only from saprobic states, plant material, cultures available, sequence data available, see Nasr et al. 2014a (description), Wang et al. 2015c (taxonomy, phylogeny).

Fevansia Trappe & Castellano 2000, Rhizopogonaceae, Boletales, Agaricomycetes, asexual morph unknown, one species, type species *F. aurantiaca* Trappe & Castellano, ectomycorrhizal, North America, sequence data available.

Fibricium J. Erikss. 1958, *incertae sedis*, Hymenochaetales, Agaricomycetes, asexual morph unknown, five species, type species *F. greschikii* (Bres.) J. Erikss., wood-rotting, see Kirk et al. 2013 (genus accepted), sequence data available, see Wu et al. 2007 (phylogeny).

Fibrodontia Parmasto 1968, Schizoporaceae, Hymenochaetales, Agaricomycetes, asexual morph unknown, six species, type species *F. gossypina* Parmasto, wood-rotting, sequence data available, new sp. and new comb. see Yurchenko and Wu 2014c (China), Baltazar et al. 2016 (taxonomy).

Fibroporia Parmasto 1968, *incertae sedis*, Polyporales, Agaricomycetes, asexual morph unknown, c. ten species, type species *F. vaillantii* (DC.) Parmasto, basidioma resupinate, hymenophore poroid, wood-rotting, brown rot, widespread, sequence data available, see Chen et al. 2017d (new spp., phylogeny, China), new spp. see Bernicchia et al. 2012 (new combination, phylogeny, *Antrodia s. l*, Czech Republic), Chen et al. 2015e (phylogeny, China).

Fibulobasidium Bandoni 1979, Sirobasidiaceae, Tremellales, Tremellomycetes, sexual and asexual morphs known, three species, type species *F. inconspicuum* Bandoni, yeast, insect, worldwide, see Kurtzman et al. 2011 (taxonomy), cultures and sequence data available, see Liu et al. 2015b (taxonomy and phylogeny).

Fibulochlamys A.I. Romero & Cabral 1989, *incertae sedis*, Agaricales, Agaricomycetes, two species, type species *F. ferruginosa* A.I. Romero & Cabral, Argentina, Chile, see Kirk et al. 2013 (genus accepted), sequence data available, see Madrid et al. 2010 (new sp.).

Fibulocoela Nag Raj 1978, *incertae sedis*, *incertae sedis*, Agaricomycetes, one species, type species *F. indica* Nag Raj, India, Cuba, sequence data unavailable, see Kirk et al. 2013 (genus accepted).

Fibulosebacea K. Wells & Raitv. 1987, Auriculariaceae, Auriculariales, Agaricomycetes, asexual morph unknown, one species, type species *F. strigosa* (Bourdot & Galzin) K. Wells & Raitv., Europe, sequence data unavailable, see Kirk et al. 2013 (genus accepted).

Fibulotaeniella Marvanová & Bärl. 1988, *incertae sedis*, *incertae sedis*, Agaricomycetes, hyphomycetous, one species, type species *F. canadensis* Marvanová & Bärl., Canada, sequence data unavailable, see Kirk et al. 2008.

Filobasidium L.S. Olive 1968, Filobasidiaceae, Filobasidiales, Tremellomycetes, sexual and asexual morphs known, nine species, type species *F. floriforme* L.S. Olive, yeast, worldwide, see Kurtzman et al. 2011 (taxonomy), cultures and sequence data available, see Liu et al. 2015b (emendation, taxonomy and phylogeny).

Fissolimbus E. Horak 1979, *incertae sedis*, Agaricales, Agaricomycetes, asexual morph unknown, one species, type species *F. fallaciosus* E. Horak, Papua New Guinea, sequence data unavailable, see Kirk et al. 2013 (genus accepted).

Fistulina Bull. 1791, *incertae sedis*, Agaricales, Agaricomycetes, asexual morph *Confistulina* Stalpers, nine species, type species *F. hepatica* (Schaeff.) With., worldwide, basidioma pileate-stipitate, hymenophore tubular, with separate tubes, wood decaying, brown rot, beefsteak fungus, some species edible (*F. hepatica* (Schaeff.) With.), see Hall et al. 2003 (edible mushrooms), Dai et al. 2010b (Chinese edible mushrooms), Kirk et al. 2013 (genus accepted), sequence data available, see Bodensteiner et al. 2004 (phylogeny, cyphelloid homobasidiomycetes), Matheny et al. 2006 (phylogeny), Garnica et al. 2007 (agarics, phylogeny, basidiospore ultrastructure), Floudas et al. 2015 (genome), new spp, see Song et al. 2015 (China).

Fistulinella Henn. 1901, Boletaceae, Boletales, Agaricomycetes, asexual morph unknown, c. 25 species, type species *F. staudtii* Henn., stipitate-pileate, presumably ectomycorrhizal, pantropical and South temperate zone of Australia, see Kirk et al. 2013 (genus accepted), sequence data available, new spp. see Fulgenzi et al. 2010 (Guyana), Magnago et al. 2017a (Brazil), new combinations see Horak et al. 2011, genus in need of revision.

Flabellimycena Redhead 1984, Mycenaceae, Agaricales, Agaricomycetes, asexual morph unknown, one species, type species *F. flava* (Singer) Redhead, South America, sequence data unavailable, see Kirk et al. 2013 (genus accepted).

Flabellophora G. Cunn. 1965, Steccherinaceae, Polyporales, Agaricomycetes, asexual morph unknown, 18 species, type species *F. superposita* (Berk.) G. Cunn., poroid hymenophore, wood-rotting, widespread (pantropical), sequence data unavailable, see Kirk et al. 2013 (genus accepted).

Flagelloscypha Donk 1951, Niaceae, Agaricales, Agaricomycetes, asexual morph unknown, c. 25 species, type species *F. minutissima* (Burt) Donk, worldwide, see Kirk et al. 2013 (genus accepted), sequence data available, see Bodensteiner et al. 2004 (phylogeny, cyphelloid homobasidiomycetes).

Flamingomyces R. Bauer, M. Lutz, Piątek, Vánky & Oberw. 2007, Urocystidaceae, Urocystidales, Ustilaginomycetes, one species, type species *F. ruppiae* (Feldmann)

R. Bauer, M. Lutz, Piątek, Vánky & Oberw., plant parasite (leaves, rhizome) on *Ruppia maritima* (Ruppiaceae), Europe, cultures unavailable, sequence data available, see Begerow et al. 2014 (taxonomy).

Flaminia Sacc. & P. Syd. 1902, *incertae sedis*, Pucciniales, Pucciniomycetes, one species, type species *F. amylospora* (Rehm) Sacc. & P. Syd., on *Xanthoxylon*, Brazil, sequence data unavailable, see Kirk et al. 2013 (genus accepted).

Flammeopellis Y.C. Dai, B.K. Cui & C.L. Zhao 2014, Polyporaceae, Polyporales, Agaricomycetes, asexual morph unknown, one species, type species *F. bambusicola* Y.C. Dai, B.K. Cui & C.L. Zhao, China, poroid hymenophore, bambusicolous, white rot, sequence data available, see Zhao et al. 2014b (taxonomy, phylogeny, China).

Flammula (Fr.) P. Kumm. 1871, Hymenogastraceae, Agaricales, Agaricomycetes, asexual morph unknown, c. ten species, type species *F. flavida* (Fr.) P. Kumm., see Redhead 2013b (nomenclature), sequence data available, see Moncalvo et al. 2002 (phylogeny), Matheny et al. 2006 (phylogeny)

Flammulaster Earle 1909, Tubariaceae, Agaricales, Agaricomycetes, asexual morph unknown, 20 species, type species *F. carpophilus* (Fr.) Earle ex Vellinga, worldwide, see Kirk et al. 2013 (genus accepted), sequence data available, see Moncalvo et al. 2002 (phylogeny), Gulden et al. 2005 (phylogeny), Matheny 2005 (phylogeny), Garnica et al. 2007 (agarics, phylogeny, basidiospore ultrastructure), Matheny et al. 2015 (phylogeny, clustering into Tubariaceae), Horak 2018 (monograph, New Zealand).

Flammulina P. Karst. 1891, Physalacriaceae, Agaricales, Agaricomycetes, asexual morph unknown, 14 species, type species *F. velutipes* (Curtis) Singer, worldwide, some species edible, enokitake (*F. velutipes* (Curtis) Singer), see Hall et al. 2003 (edible mushrooms), Smiderle et al. 2008 (nutritional values), Yang et al. 2012a (compounds), Kirk et al. 2013 (genus accepted), sequence data available, see Matheny and Bougher 2006 (phylogeny), new spp. see Ge et al. 2008b, 2015a (China, phylogeny).

Flavidoporia Audet 2017, Fomitopsidaceae, Polyporales, Agaricomycetes, asexual morph unknown, three species, type species *F. pulvinascens* (Pilát) Audet, wood-rotting, see Audet 2017d (taxonomy), sequence data available, see Ortiz-Santana et al. 2013 (antrodia clade of Polyporales, phylogeny), Spirin et al. 2016b (phylogeny, *Antrodia s. s.*).

Flaviporus Murrill 1905, Steccherinaceae, Polyporales, Agaricomycetes, asexual morph unknown, 14 species, type species *F. brownii* (Humb.) Donk, poroid hymenophore, wood-rotting, widespread (tropical), see Kirk et al. 2013 (genus accepted), sequence data available, see Miettinen et al. 2012 (phylogeny), see Wu et al. 2017a (new combination, phylogeny).

Flavodon Ryvarden 1973, Irpicaceae, Polyporales, Agaricomycetes, asexual morph unknown, three species, type species *F. flavus* (Klotzsch) Ryvarden, varied hymenophore (poroid, hydnoid to irpicoid), wood-rotting, white rot, mycosymbiont of ambrosia beetles, see Kasson et al. 2016 (symbiosys, *F. ambrosius* D.R. Simmons, You Li, C.C. Bateman & J. Hulcr), sequence data available, see Miettinen et al. 2012 (phylogeny), see Simmons et al. 2016 (new sp., phylogeny, USA), Wu et al. 2017a (new combination, phylogeny).

Floccularia Pouzar 1957, *incertae sedis*, Agaricales, Agaricomycetes, asexual morph unknown, six species, type species *F. luteovirens* (Alb. & Schwein.) Pouzar, worldwide, some species edible (*F. luteovirens* (Alb. & Schwein.) Pouzar), see Dai et al. 2010b (Chinese edible mushrooms), Li et al. 2010b (nutritional components), Kirk et al. 2013 (genus accepted), sequence data available, see Moncalvo et al. 2002 (phylogeny).

Floromyces Vánky, M. Lutz & R. Bauer 2008, Floromycetaceae, Urocystidales, Ustilaginomycetes, one species, type species *F. anemarrhenae* (C.H. Chow & Chi C. Chang) Vánky, M. Lutz & R. Bauer, plant parasite (flowers) on *Anemarrhena asphodeloides* (Asparagaceae), China, cultures unavailable, sequence data available, see Begerow et al. 2014, Nasr et al. 2014a (taxonomy).

Fomes (Fr.) Fr. 1849, Polyporaceae, Polyporales, Agaricomycetes, asexual morph unknown, three species, type species *F. fomentarius* (L.) Fr., perennial basidioma, poroid hymenophore, wood-rotting, white rot, widespread, see Kirk et al. 2013 (genus accepted), medicinal use, see Grienke et al. 2014, Gáper et al. 2016 (review, *F. fomentarius*), ethnomycological use, see Papp et al. 2017a (Transylvania, Europe, *F. fomentarius*), sequence data available, see Judova et al. 2012 (phylogeny, Europe), McCormick et al. 2013 (phylogeny, culture study, USA).

Fomitella Murrill 1905, Polyporaceae, Polyporales, Agaricomycetes, asexual morph unknown, two species, type species *F. supina* (Sw.) Murrill, poroid hymenophore, wood-rotting, white rot, widespread (tropical, subtropical), sequence data available, see Justo et al. 2017 (phylogeny, Polyporales), see Hattori and Sotome 2013 (new combination, morphology, type study, Malaysia).

Fomitiporella Murrill 1907, Hymenochaetaceae, Hymenochaetales, Agaricomycetes, asexual morph unknown, 13 species, type species *Poria umbrinella* Bres., basidioma resupinate, hymenophore poroid, wood-decaying, white rot, widespread, sequence data available, new spp. see Zhou 2014c (genus accepted), Ji et al. 2017c, 2018 (species diversity, phylogeny, China).

Fomitiporia Murrill 1907, Hymenochaetaceae, Hymenochaetales, Agaricomycetes, asexual morph unknown, 46 species, type species *F. langloisii* Murrill, basidioma resupinate to pileate, hymenophore poroid, wood-rotting, white rot, widespread, *F. ellipsoidea* has the largest fruiting body among the fungi, see Dai and Cui 2011, possibly

medicinal use, see Liu et al. 2017b (antioxidant, HIV protease inhibiting and HIV integrase inhibiting activities), inclusion of some pathogenic wood-decaying species (*F. capensis* M. Fisch., M. Cloete, L. Mostert & F. Halleen, *F. hartigii* (Allesch. & Schnabl) Fiasson & Niemelä), see Kirk et al. 2013 (genus accepted), Cloete et al. 2014 (associated with esca on grapevine in South Africa), sequence data available, new spp. see Amalfi et al. 2010 (Africa), Vlasák and Kout 2011 (USA, new combinations, Pileate *Fomitiporia* species), Amalfi et al. 2012 (Southern USA and Northern Mexico), Raymundo et al. 2012 (México), Zhou and Xue 2012 (China), Amalfi and Decock 2013, 2014 (South America), Cloete et al. 2014 (South Africa), de Campos Santana 2014 (Brazil), Chen and Cui 2017 (China), Liu et al. 2018b (China).

Fomitopsis P. Karst. 1881, Fomitopsidaceae, Polyporales, Agaricomycetes, asexual morph unknown, c. 40 species, type species *F. pinicola* (Sw.) P. Karst., poroid hymenophore, wood-rotting, brown rot, widespread, see Kirk et al. 2013 (genus accepted), some species medicinal use, see Grienke et al. 2014, Pleszczyńska et al. 2017 (review, *F. betulina*, *F. pinicola*), sequence data available, see Han et al. 2016a (phylogeny, morphology), Floudas et al. 2012 (genome, *F. pinicola*), Hong et al. 2017 (genome, *F. palustris* (Berk. & M.A. Curtis) Gilb. & Ryvarden), new spp. Zhou and Wei 2012 (phylogeny, China), Li et al. 2013b (phylogeny, China), Han et al. 2014 (phylogeny, China), Tibpromma et al. 2017 (phylogeny, Brazil), new combination, see Hattori and Sotome 2013 (morphology, type study, Indonesia).

Fonsecazyma X.Z. Liu, F.Y. Bai, M. Groenew. & Boekhout 2015, Bulleraceae, Tremellales, Tremellomycetes, sexual morph unknown, three species, type species *F. mujuensis* (K.S. Shin & Y.H. Park) X.Z. Liu, F.Y. Bai, M. Groenew. & Boekhout, yeast, worldwide, cultures and sequence data available, see Liu et al. 2015b (taxonomy and phylogeny).

Foraminispora Robledo, Costa-Rezende & Drechsler-Santos 2017, Polyporaceae, Polyporales, Agaricomycetes, asexual morph unknown, one species, type species *F. rugosa* (Berk.) Costa-Rezende, Drechsler-Santos & Robledo, poroid hymenophore, terrestrial or wood-rotting, tropical (South America), sequence data available, see Costa-Rezende et al. 2017 (taxonomy, *Amauroderma* s. *l.*, new combination, phylogeny).

Fragifomes B.K. Cui, M.L. Han & Y.C. Dai 2016, Fomitopsidaceae, Polyporales, Agaricomycetes, asexual morph unknown, one species, type species *F. niveomarginatus* (L.W. Zhou & Y.L. Wei) B.K. Cui, M.L. Han & Y.C. Dai, poroid hymenophore, wood-rotting, brown rot, China, sequence data available, see Zhou and Wei 2012 (*Fomitopsis niveomarginata*, phylogeny, China), Han et al. 2016a (new genus, new combination, phylogeny, morphology).

Fragiliporia Y.C. Dai, B.K. Cui & C.L. Zhao 2015, Fragiliporiaceae, Polyporales, Agaricomycetes, asexual morph unknown, one species, type species *F. fragilis* Y.C. Dai, B.K. Cui & C.L. Zhao, resupinate basidioma, poroid hymenophore, wood-rotting, white rot, China, sequence data available, see Zhao et al. 2015a (new family, new genus, new sp., phylogeny, China).

Frantisekia Spirin & Zmitr. 2007, Steccherinaceae, Polyporales, Agaricomycetes, asexual morph unknown, four species, type species *F. fissiliformis* (Pilát) Spirin & Zmitr., poroid hymenophore, wood-rotting, white rot, widespread (Northern Hemisphere), see Zmitrovich 2018a (taxonomy), sequence data available, see Miettinen et al. 2012 (phylogeny, *F. mentschulensis*), new sp. see Yuan 2014 (phylogeny, *Antrodiella*, China).

Franzpetrakia Thirum. & Pavgi 1957, Ustilaginaceae, Ustilaginales, Ustilaginomycetes, three species, type species *F. microstegii* Thirum. & Pavgi, plant parasite (flowers) on Poaceae, East Asia, South Asia, see Kirk et al. 2013 (genus accepted), cultures unavailable, sequence data available, see Begerow et al. 2014 (taxonomy).

Fulvifomes Murrill 1914, Hymenochaetaceae, Hymenochaetales, Agaricomycetes, asexual morph unknown, 33 species, type species *F. robiniae* (Murrill) Murrill, basidioma pileate to ungulate, hymenophore poroid, wood-rotting, white rot, widespread, sequence data available, see Salvador-Montoya et al. 2018 (delimitation of *F. robiniae*, new sp.), new spp. see Baltazar and Gibertoni 2010 (new combinations), Dai 2010b (China), Zhou and Zhang 2012 (Cambodia), Zhou 2014b (China), Hattori et al. 2014 (Thailand), Zhou 2015b (Thailand), Ji et al. 2017b (America).

Fulvisporium Vánky 1997, Ustilentylomataceae, Microbotryales, Microbotryomycetes, asexual morph unknown, one species, type species *F. restifaciens* (D.E. Shaw) Vánky, on Poaceae, Australia, see Kirk et al. 2013 (genus accepted), sequence data available.

Funalia Pat. 1900, Polyporaceae, Polyporales, Agaricomycetes, asexual morph unknown, c. ten species, type species *F. mons-veneris* (Jungh.) Pat., poroid hymenophore, wood-rotting, white rot, widespread, industrial use, see Daâssi et al. 2014 (biodegradation, *F. gallica* (Fr.) Bondartsev & Singer), Zmitrovich et al. 2018c (*F. trogii* (Berk.) Bondartsev & Singer, mini-review), sequence data available, see, Li et al. 2016c (new sp., phylogeny, China), new combinations, see Dai and Yuan 2010 (type study, morphology, China), Zmitrovich and Malysheva 2013 (phylogeny, morphology).

Furtadoa Costa-Rezende, Robledo & Drechsler-Santos 2017, Polyporaceae, Polyporales, Agaricomycetes, asexual morph unknown, three species, type species *F. biseptata* Costa-Rezende, Drechsler-Santos & Reck, poroid hymenophore, terrestrial or wood-rotting, growing on the ground

or on decayed angiosperm wood, white rot, tropical (South America), sequence data available, see Costa-Rezende et al. 2017 (taxonomy, phylogeny).

Fuscoporia Murrill 1907, Hymenochaetaceae, Hymenochaetales, Agaricomycetes, asexual morph unknown, 62 species, type species *F. ferruginosa* (Schrad.) Murrill, basidioma resupinate to pileate, hymenophore poroid, wood-rotting, white rot, see Pires et al. 2015 (Brazilian Atlantic Rainforest), sequence data available, see Baltazar and Gibertoni 2010 (new combination), Raymundo et al. 2012, 2013a, b (morphology, new species, new combinations taxonomy, Sonoran desert, Mexico).

Fuscopostia B.K. Cui, L.L. Shen & Y.C. Dai 2019, *incertae sedis*, Polyporales, Agaricomycetes, asexual morph unknown, four species, type species *F. fragilis* (Fr.) B.K. Cui, L.L. Shen & Y.C. Dai, worldwide, wood-rotting, sequence data available, see Shen et al. 2019 (taxonomy, phylogeny).

Galerella Earle 1909, Bolbitiaceae, Agaricales, Agaricomycetes, asexual morph unknown, eight species, type species *G. plicatella* (Peck) Singer, worldwide, see Kirk et al. 2013 (genus accepted), sequence data available, see Tóth et al. 2013 (phylogeny), new spp. see Tkalčec et al. 2011 (tropical Africa, morphology), Bandala and Montoya 2015 (Mexico, morphology).

Galerina Earle 1909, Hymenogastraceae, Agaricales, Agaricomycetes, asexual morph unknown, c. 250 species, type species *G. vittiformis* (Fr.) Singer, worldwide, see Kirk et al. 2013 (genus accepted), sequence data available, see Osmundson et al. 2013 (DNA barcode), Jang et al. 2015b (phylogeny), Riley et al. 2014 (genome), new spp. see Latha et al. 2015a (India).

Galeropsis Velen. 1930, Bolbitiaceae, Agaricales, Agaricomycetes, asexual morph unknown, nine species, type species *G. desertorum* Velen. & Dvořák, worldwide, see Kirk et al. 2013 (genus accepted), sequence data available, see Tóth et al. 2013 (phylogeny, Bolbitiaceae).

Gallacea Lloyd 1905, Gallaceaceae, Hysterangiales, Agaricomycetes, asexual morph unknown, six species, type species *G. scleroderma* (Cooke) Lloyd, Australia, New Zealand, see Kirk et al. 2013 (genus accepted), sequence data available, see Giachini et al. 2010 (phylogeny).

Gallowaya Arthur 1906, Coleosporiaceae, Pucciniales, Pucciniomycetes, three species, type species *G. pini* Arthur (current name: *G. pinicola* Arthur), pycniospores and teliospores microcyclic, North America, Siberia, *G. crowellii* on *Pinus*, sequence data unavailable, see Kirk et al. 2013 (genus accepted).

Galzinia Bourdot 1922, Corticiaceae, Corticiales, Agaricomycetes, asexual morph unknown, nine species, type species *G. pedicellata* Bourdot, wood-rotting, widespread, see Kirk et al. 2013 (genus accepted), sequence data from type not available, but from *G. incrustans* available, see Hibbett and Binder 2002 (evolution), Sjökvist et al. 2012 (evolution).

Gambleola Massee 1898, Pucciniosiraceae, Pucciniales, Pucciniomycetes, sexual morph unknown, one species, type species *G. cornuta* Massee, on *Berberis*, India, Nepal, sequence data unavailable, see Kirk et al. 2013 (genus accepted).

Gamundia Raithelh. 1979, *incertae sedis*, Agaricales, Agaricomycetes, asexual morph unknown, c. seven species, type species *G. pseudoclusilis* (Joss. & Konrad) Raithelh., Europe, South America, see Antonín and Noordeloos 2004 (European taxa), Kirk et al. 2013 (genus accepted), sequence data available, see Moncalvo et al. 2002 (phylogeny), Musumeci et al. 2010 (new sp., France).

Ganoderma P. Karst. 1881, Polyporaceae, Polyporales, Agaricomycetes, asexual morph unknown, c. 180 species, type species *G. lucidum* (Curtis) P. Karst., basidioma pileate, poroid hymenophore, wood-rotting, white rot, see Kirk et al. 2013 (genus accepted), some species pathogen of horticultural plants or pulpwood plantations, see Wasser et al. 2006 (*G. lucidum*-complex), Mercière et al. 2015 (oil palm, basal stem rot disease, *G. boninense* Pat.), Page et al. 2018 (fungal mating systems, *G. philippii*, *G. mastoporum* and *G. australe*, Indonesia), Papp 2019 (review, taxonomy, global diversity), cosmopolitan, several species medicinal use, see Baby et al. 2015 (review, metabolites, biological activities), Lindequist et al. 2015 (review, *G. pfeifferi*, Europe), Richter et al. 2015 (review, chemotaxonomy), Hapuarachchi et al. 2017 (review, medicinal properties, clinical evidence), Papp et al. 2017b (review, *G. lucidum* complex, nomenclature, phylogeny), sequence data available, see Chen et al. 2012b (genome, *G. lingzhi* Sheng H. Wu, Y. Cao & Y.C. Dai, as *G. lucidum*, see Papp et al. 2017b), Zhou et al. 2015 (phylogeny, *G. lucidum* complex, northern hemisphere), Kües et al. 2015 (review, genomics, *Ganoderma* spp.), Jargalmaa et al. 2017 (Korean *Ganoderma* and database sequence validation), new spp. see Torres-Torres et al. 2008 (morphology, Mexico), Douanla-Meli and Langer 2009c (phylogeny, Cameroon), Welti and Courtecuisse 2010 (morphology, Martinique), Kinge and Mih 2011 (phylogeny, Cameroon), Cao et al. 2012 (phylogeny, China), Cao and Yuan 2013 (phylogeny, China), Crous et al. 2014b, 2015b, 2016a, 2017a, b (phylogeny, South Africa, Ecuador, Ghana, India), Coetzee et al. 2015 (phylogeny, South Africa), Li et al. 2015c (phylogeny, China), Xing et al. 2016, 2018 (phylogeny, South Africa, China), Hapuarachchi et al. 2018a, b, 2019 (phylogeny, China, Laos), Tchoumi et al. 2018 (phylogeny, South Africa), new combination, see Papp 2016 (nomenclature, East Asia).

Gasterella Zeller & L.B. Walker 1935, Gasterellaceae, Boletales, Agaricomycetes, asexual morph unknown, one species, type species *G. luteophila* Zeller & L.B. Walker,

USA, sequence data unavailable, see Kirk et al. 2013 (genus accepted).

Gasterellopsis Routien 1940, Agaricaceae, Agaricales, Agaricomycetes, asexual morph unknown, one species, type species *G. silvicola* Routien, USA, sequence data unavailable, see Kirk et al. 2013 (genus accepted).

Gasteroagaricoides D.A. Reid 1986, Psathyrellaceae, Agaricales, Agaricomycetes, asexual morph unknown, one species, type species *G. ralstoniae* D.A. Reid, Australia, sequence data unavailable, see Kirk et al. 2013 (genus accepted).

Gastroboletus Lohwag 1926, Boletaceae, Boletales, Agaricomycetes, asexual morph unknown, 14 species, type species *G. boedijnii* Lohwag, sequestrate, ectomycorrhizal, worldwide, see Kirk et al. 2013 (genus accepted), sequence data available, see Dentinger et al. 2010 (section *Boletus*, phylogeny), new spp. see Wang et al. 2014b (morphology, China).

Gastroleccinum Thiers 1989, Boletaceae, Boletales, Agaricomycetes, asexual morph unknown, one species, type species *G. scabrosum* (Mazzer & A.H. Sm.) Thiers, sequestrate, North America, sequence data unavailable, see Kirk et al. 2013 (genus accepted).

Gastropila Homrich & J.E. Wright 1973, Lycoperdaceae, Agaricales, Agaricomycetes, asexual morph unknown, four species, type species *G. fragilis* (Lév.) Homrich & J.E. Wright, worldwide, sequence data unavailable, see Cortez et al. 2012 (Brazil, key), Rebriev and Assyov 2012 (Europe, Asia), Kirk et al. 2013 (genus accepted).

Gastrosporium Mattir. 1903, Gastrosporiaceae, Phallales, Agaricomycetes, asexual morph unknown, two species, type species *G. simplex* Mattir., ectomycorrhizal, widespread, see Kirk et al. 2013 (genus accepted), Tomaszewska et al. 2015 (ecology), sequence data available, see Trierveiler-Pereira et al. 2014a (phylogeny).

Gautieria Vittad. 1831, Gomphaceae, Gomphales, Agaricomycetes, asexual morph unknown, 37 species, type species *G. morchelliformis* Vittad., terrestrial and ectomycorrhizal, widespread, see Kirk et al. 2013 (genus accepted), sequence data available, new spp. see Bau and Liu 2013 (China).

Geasteroides Long 1917, Geastraceae, Geastrales, Agaricomycetes, asexual morph unknown, one species, type species *G. texensis* Long, USA, sequence data unavailable, see Kirk et al. 2013 (genus accepted).

Geastrum Pers. 1794, Geastraceae, Geastrales, Agaricomycetes, asexual morph unknown, c. 130 species, type species *G. pectinatum* Pers., widespread, earthstars, terrestrial, 14 sections, sect. *Campestria* J.C.Zamora, sect. *Corollina* J.C.Zamora, sect. *Elegantia* J.C.Zamora, sect. *Exareolata* De Toni, sect. *Fimbriata* De Toni, sect. *Fornicata* De Toni, sect. *Geastrum* Pers., sect. *Hariotia* J.C.Zamora, sect. *Hieronymia* J.C.Zamora, sect. *Myceliostroma* (Henn.) P.Ponce de León, sect. *Papillata* De Toni, sect. *Pseudolimbata* J.C.Zamora, sect. *Schmidelia* J.C.Zamora, sect. *Trichaster* (Czern.) P. Ponce de León, see Kirk et al. 2013 (genus accepted), Zamora et al. 2014b (systematics, *Geastrum*), some species medicinal use (*G. fimbriatum* Fr.), see Dai and Yang 2008 (medicinal mushrooms, China), sequence data available, see Zamora et al. 2014b, 2015 (section *Schmidelia*, *Geastrum*), new spp. see Hemmes and Desjardin 2011 (Hawaii), da Silva et al. 2013a (Brazil), Kuhar et al. 2013 (Argentina), Sousa et al. 2015 (Brazil), Zamora et al. 2015 (Australia), Crous et al. 2016b, 2017b, 2018b.

Geesterania Westphalen, Tomšovský & Rajchenb. 2018, Meruliaceae, Polyporales, Agaricomycetes, asexual morph unknown, two species, type species *G. carneola* (Bres.) Westphalen & Rajchenb, resupinate porioid basidioma, wood-rotting, white rot, see Westphalen et al. 2018 (taxonomy).

Gelacantha V. Malysheva & Spirin 2019, *incertae sedis*, Auriculariales, Agaricomycetes, asexual morph unknown, one species, type species *G. pura* V. Malysheva & Spirin, Europe (Russian Caucasus), saprobic, on fallen log of *Abies*, sequence data available, see Spirin et al. 2019b (taxonomy, phylogeny).

Gelatoporia Niemelä 1985, Gelatoporiaceae, Polyporales, Agaricomycetes, asexual morph unknown, two species, type species *G. subvermispora* (Pilát) Niemelä, resupinate basidioma, poroid hymenophore, wood-rotting, white rot, widespread (north temperate), see Kirk et al. 2013 (genus accepted), sequence data available, see Miettinen and Rajchenberg 2012 (phylogeny), Fernandez-Fueyo et al. 2012 (genome, as *Ceriporiopsis subvermispora*).

Gelidatrema A.M. Yurkov, X.Z. Liu, F.Y. Bai, M. Groenew. & Boekhout 2015, Phaeotremellaceae, Tremellales, Tremellomycetes, sexual morph unknown, one species, type species *G. spencermartinsiae* (C. García, Brizzio, Boekhout, Theelen, Libkind & van Broock) A.M. Yurkov, X.Z. Liu, F.Y. Bai, M. Groenew. & Boekhout, yeast, Europe, cultures and sequence data available, see Liu et al. 2015b (taxonomy and phylogeny).

Geliporus Yuan Yuan, Jia J. Chen & S.H. He 2017, Phanerochaetaceae, Polyporales, Agaricomycetes, asexual morph unknown, one species, type species *G. exilisporus* (Y.C. Dai & Niemelä) Yuan Yuan, Jia J. Chen & S.H. He, wood-rotting, white rot, sequence data available, see Yuan et al. 2017b (Phanerochaetaceae, taxonomy, China).

Gelopellis Zeller 1939, Claustulaceae, Phallales, Agaricomycetes, asexual morph unknown, six species, type species *G. macrospora* Zeller, South America, Japan, Sustralia, see Kirk et al. 2013 (genus accepted), sequence data avaialble, see Hosaka et al. 2006 (phylogeny, gomphoid-phalloid fungi).

Geminago Vánky & R. Bauer 1996, Geminaginaceae, Ustilaginales, Ustilaginomycetes, one species, type species *G. nonveilleri* (Zambett. & Foko) Vánky & R. Bauer, plant parasite (flowers) on *Triplochiton scleroxylon* (Malvaceae), Africa, see Kirk et al. 2013 (genus accepted), cultures unavailable, sequence data unavailable, see Begerow et al. 2014 (taxonomy).

Geminibasidium H.D.T. Nguyen, N.L. Nick. & Seifert 2013, Geminibasidiaceae, Geminibasidiales, Wallemiomycetes, asexual morph unknown, two species, type species, *G. donsium* H.D.T. Nguyen, N.L. Nickerson & Seifert, Canada, sequence data available, see Nguyen et al. 2013a (taxonomy).

Genolevuria X.Z. Liu, F.Y. Bai, M. Groenew. & Boekhout 2015, Bulleraceae, Tremellales, Tremellomycetes, sexual morph unknown, four species, type species *G. amylolytica* (Á. Fonseca, J. Inácio & Spenc.-Mart.) X.Z. Liu, F.Y. Bai, M. Groenew. & Boekhout, worldwide, yeast, cultures and sequence data available, see Liu et al. 2015b (taxonomy and phylogeny).

Georgefischeria Thirum. & Naras. 1963, Georgefischeriaceae, Georgefischeriales, Exobasidiomycetes, four species, type species *G. riveae* Thirum. & Naras., plant parasites (leaves, stems) on Convolvulaceae, India, see Kirk et al. 2013 (genus accepted), cultures unavailable, sequence data available, see Bauer et al. 2001b, Begerow et al. 2014 (taxonomy).

Geotrichopsis Tzean & Estey 1991, *incertae sedis*, *incertae sedis*, Agaricomycetes, one species, type species *G. mycoparasitica* Tzean & Estey, Canada, sequence data unavailable, see Kirk et al. 2013 (genus accepted).

Gerhardtia Bon 1994, Lyophyllaceae, Agaricales, Agaricomycetes, asexual morph unknown, c. seven species, type species *G. incarnatobrunnea* (Ew. Gerhardt) Bon, sequence data available, see Mešić and Tkalčec 2009 (morphology, type study), Vizzini et al. 2015a (new emendation), Matheny et al. 2017a (new combination), new spp. see Cooper 2014b (New Zealand), Li et al. 2017b (China).

Gerronema Singer 1951, *incertae sedis*, Agaricales, Agaricomycetes, asexual morph unknown, 58 species, type species *G. melanomphax* Singer, lignicolous, worldwide, see Kirk et al. 2013 (genus accepted), sequence data available, see Moncalvo et al. 2002 (phylogeny), Antonín et al. 2008 (Korea), new spp. see Cooper 2014b (New Zealand), Latha et al. 2018b (India).

Gerwasia Racib. 1909, Phragmidiaceae, Pucciniales, Pucciniomycetes, (= *Mainsia* H.S. Jacks. 1931), 19 species, type species *G. rubi* Racib., asexual morphs *Campanulospora* Salazar-Yepes, Pardo-Card. & Buriticá, *Morispora* Salazar-Yepes, Pardo-Card. & Buriticá, *Scutelliformis* Salazar-Yepes, Pardo-Card. & Buriticá, biotrophic on Rosaceae (*Rubus*, *Rosa*) terrestrial, Central and South America, Asia, Europe, see Kirk et al. 2013 (genus accepted), sequence data available, see McTaggart et al. 2016a (Evolution, phylogeny).

Giacomia Vizzini & Contu 2012, *incertae sedis*, Agaricales, Agaricomycetes, asexual morph unknown, one species, type species *G. mirabilis* (Bres.) Vizzini & Contu, worldwide, sequence data available, see Vizzini et al. 2012b (new genus).

Gilbertsonia Parmasto 2001, *incertae sedis*, Polyporales, Agaricomycetes, asexual morph unknown, one species, type species *G. angulopora* (M.J. Larsen & Lombard) Parmasto, resupinate basidioma, poroid hymenophore, wood-rotting, brown rot, USA, sequence data available, see Ortiz-Santana et al. 2013 (phylogeny, antrodia clade).

Ginnsia Sheng H. Wu & Hallenb. 2010, *incertae sedis*, Hymenochaetales, Agaricomycetes, asexual morph unknown, one species, type species *G. viticola* (Schwein.) Sheng H.Wu & Hallenb., wood-rotting, widespread, sequence data available, see Wu et al. 2010a (new combination, *Phanerochaete*).

Giulia Tassi 1904, Corticiaceae, Corticiales, Agaricomycetes, sexual morph unknown, one species, type species *G. tenuis* (Sacc.) Tassi ex Sacc. & D. Sacc., Asia, see Kirk et al. 2013 (genus accepted), sequence data available, see Rungjindamai et al. 2008 (phylogeny).

Gjaerumia R. Bauer, M. Lutz & Oberw. 2005, Gjaerumiaceae, Georgefischeriales, Exobasidiomycetes, three species, type species *G. ossifragi* (Rostr.) R. Bauer, M. Lutz & Oberw., plant parasite (leaves) on Asparagaceae, Melanthiaceae, Xanthorrhoeaceae, Denmark, Italy, Kazakhstan, saprobic yeast states, cultures available, sequence data available, see Begerow et al. 2014, Wang et al. 2015c (taxonomy, phylogeny).

Glabrocyphella W.B. Cooke 1961, *incertae sedis*, Agaricales, Agaricomycetes, asexual morph unknown, twelve species, type species *G. palmarum* (Berk. & M.A. Curtis) W.B. Cooke, saprophytic, worldwide, sequence data unavailable, see Kirk et al. 2013 (genus accepted).

Glaciozyma Turchetti, Connell, Thomas-Hall & Boekhout 2011, Camptobasidiaceae, Kriegeriales, Microbotryomycetes, sexual and asexual morphs known, four species, type species *G. antarctica* (Fell, Statzell, I.L. Hunter & Phaff) Turchetti, Connell, Thomas-Hall & Boekhout, yeast, psychrophilic, worldwide, cultures and sequence data available, see Turchetti et al. 2011 (genus introduced, taxonomy), Wang et al. 2015e (taxonomy and phylogeny).

Gliophorus Herink 1958, Hygrophoraceae, Agaricales, Agaricomycetes, asexual morph unknown, c. 17 species, type species *G. psittacinus* (Schaeff.) Herink, worldwide, waxcap mushrooms, sequence data available, see Lodge et al. 2014 (phylogeny, monograph, Hygrophoraceae), new spp. see Ainsworth et al. 2013 (Britain).

Globifomes Murrill 1904, Polyporaceae, Polyporales, Agaricomycetes, asexual morph unknown, one species, type species *G. graveolens* (Schwein.) Murrill, basidioma consist of overlapping stipe-less caps, poroid hymenophore, wood-inhabiting, white rot, North America, sequence data unavailable, see Kirk et al. 2013 (genus accepted).

Globosomyces Jülich 1980, *incertae sedis*, Polyporales, Agaricomycetes, asexual morph unknown, one species, type species *G. aggregatus* Jülich, basidioma aggregate, Borneo, sequence data unavailable, see Kirk et al. 2013 (genus accepted).

Globuliciopsis Hjortstam & Ryvarden 2004, *incertae sedis*, Polyporales, Agaricomycetes, asexual morph unknown, two species, type species *G. fuegiana* Hjortstam & Ryvarden, basidioma resupinate, corticioid, wood-rotting, Central and South America, sequence data unavailable, see Kirk et al. 2008.

Globulicium Hjortstam 1973, Rickenellaceae, Hymenochaetales, Agaricomycetes, asexual morph unknown, one species, type species *G. hiemale* (Laurila) Hjortstam, Europe, see Kirk et al. 2013 (genus accepted), sequence data available, see Larsson et al. 2006 (phylogeny), Larsson 2007b (phylogeny).

Globulisebacina Oberw., Garnica & K. Riess 2014, Sebacinaceae, Sebacinales, Agaricomycetes, asexual morph unknown, two species, type species *G. rolleyi* (L.S. Olive) Oberw., Garnica & K. Riess, sequence data available, see Oberwinkler et al. 2014 (phylogeny), new spp. see Kirschner et al. 2017 (China).

Gloeoasterostroma Rick 1938, *incertae sedis*, Russulales, Agaricomycetes, asexual morph unknown, one species, type species *G. sordidum* Rick, sequence data unavailable, see Kirk et al. 2008.

Gloeocantharellus Singer 1945, Gomphaceae, Gomphales, Agaricomycetes, asexual morph unknown, twelve species, type species *G. purpurascens* (Hesler) Singer, widespread, see Kirk et al. 2013 (genus accepted), sequence data available, new spp. see Deng and Li 2008 (China, morphology), Linhares et al. 2016 (Brazil), Wartchow et al. 2017 (Brazil, morphology), new combinations see Giachini and Castellano 2011 (taxonomic classification for species in *Gomphus s. l.*).

Gloeocorticium Hjortstam & Ryvarden 1986, Cyphellaceae, Agaricales, Agaricomycetes, asexual morph unknown, one species, type species *G. cinerascens* Hjortstam & Ryvarden, Argentina, sequence data unavailable, see Kirk et al. 2013 (genus accepted).

Gloeocystidiellum Donk 1931, Stereaceae, Russulales, Agaricomycetes, asexual morph unknown, eight species, type species *G. porosum* (Berk. & M.A. Curtis) Donk, worldwide, see Kirk et al. 2013 (genus accepted), sequence data available, see Gorjón and Hallenberg 2013 (taxonomy), new spp. see Telleria et al. 2012b (Spain).

Gloeocystidiopsis Jülich 1982, Stereaceae, Russulales, Agaricomycetes, asexual morph unknown, one species, type species *G. flammea* (Boidin) Jülich, resupinate, sequence data available, see Larsson and Larsson 2003 (phylogeny, taxonomy).

Gloeodontia Boidin 1966, *incertae sedis*, Russulales, Agaricomycetes, asexual morph unknown, eight species, type species *G. discolor* (Berk. & M.A. Curtis) Boidin, worldwide, see Kirk et al. 2013 (genus accepted), sequence data available, see Zhou and Dai 2013a (taxonomy, phylogeny, hydnoid Russulales), new spp. see Telleria et al. 2008b (Spain).

Gloeohypochnicium (Parmasto) Hjortstam 1987, *incertae sedis*, Russulales, Agaricomycetes, asexual morph unknown, two species, type species *G. analogum* (Bourdot & Galzin) Hjortstam, worldwide, see Kirk et al. 2013 (genus accepted), sequence data available, see Fukami et al. 2010 (biodiversity).

Gloeomucro R.H. Petersen 1980, Hydnaceae, Cantharellales, Agaricomycetes, asexual morph unknown, ten species, type species *G. nodosus* (Linder) R.H. Petersen, widespread, genus in need of modern interpretation, sequence data unavailable, see Kirk et al. 2013 (genus accepted).

Gloeomyces Sheng H. Wu 1996, Stereaceae, Russulales, Agaricomycetes, asexual morph unknown, three species, type species *G. graminicola* Sheng H. Wu, China, Japan, sequence data unavailable, see Kirk et al. 2013 (genus accepted).

Gloeopeniophorella Rick 1934, Russulaceae, Russulales, Agaricomycetes, asexual morph unknown, six species, type species *G. rubroflava* Rick, sequence data available, see Larsson and Larsson 2003 (phylogeny, russuloid basidiomycetes).

Gloeophyllum P. Karst. 1882, Gloeophyllaceae, Gloeophyllales, Agaricomycetes, asexual morph unknown, 13 species, type species *G. sepiarium* (Wulfen) P. Karst., basidioma resupinate to pilete, hymenophore poroid to lamellate, wood-rotting, brown rot, widespread, sequence data available, see Garcia-Sandoval et al. 2011 (phylogeny), Floudas et al. 2012 (phylogeny).

Gloeoporellus Zmitr. 2018, Incrustoporiaceae, Polyporales, Agaricomycetes, asexual morph unknown, monotypic, one species, type species *G. merulinus* (Berk.) Zmitr., resupinate porioid basidioma, wood-rotting, white rot, see Zmitrovich 2018a (taxonomy).

Gloeoporus Mont. 1842, Irpicaceae, Polyporales, Agaricomycetes, asexual morph unknown, 13 species, type species *G. conchoides* Mont. [current name: *G. thelephoroides* (Hook.) G. Cunn.], poroid hymenophore, wood-rotting, white rot, widespread, see Kirk et al. 2013 (genus

accepted), Zmitrovich 2018a (taxonomy), sequence data available, new spp. see Mata and Ryvarden 2010 (morphology, Costa Rica), Yuan et al. 2016b (phylogeny, tropical China), Jung et al. 2018 (phylogeny, Uganda, Korea).

Gloeosoma Bres. 1920, Stereaceae, Russulales, Agaricomycetes, asexual morph unknown, one species, type species *G. vitellinum* (Lév.) Bres., cupulate, sequence data available, see Wu et al. 2001 (phylogeny).

Gloeostereum S. Ito & S. Imai 1933, Cyphellaceae, Agaricales, Agaricomycetes, asexual morph unknown, one species, type species *G. incarnatum* S. Ito & S. Imai, Japan, Korea, see Kirk et al. 2013 (genus accepted), sequence data available, see Jang et al. 2015a (Korea), Jang et al. 2016 (Korea).

Gloeosynnema Seifert & G. Okada 1988, *incertae sedis*, *incertae sedis*, Agaricomycetes, two species, type species *G. ochroleucum* (Penz. & Sacc.) Seifert & G. Okada, Indonesia, Japan, sequence data unavailable, see Kirk et al. 2013 (genus accepted).

Gloiocephala Massee 1892, Physalacriaceae, Agaricales, Agaricomycetes, asexual morph unknown, c. 40 species, type species *G. epiphylla* Massee, worldwide, saprotrophic, see Antonín and Noordeloos 2010 (Europe, monograph), Kirk et al. 2013 (genus accepted), sequence data available, see Binder et al. 2006 (phylogeny), new spp. see Tkalčec and Mešić 2008 (Croatia), Adamčík et al. 2015 (China).

Gloiodon P. Karst. 1879, Bondarzewiaceae, Russulales, Agaricomycetes, asexual morph unknown, three species, type species *G. strigosus* (Sw.) P. Karst., Europe, see Kirk et al. 2013 (genus accepted), sequence data available, see Larsson and Larsson 2003 (phylogeny, russuloid basidiomycetes).

Gloiothele Bres. 1920, Peniophoraceae, Russulales, Agaricomycetes, asexual morph unknown, c. twelve species, type species *G. lamellosa* (Henn.) Bres., see Kirk et al. 2013 (genus accepted), sequence data available, see Larsson and Larsson 2003 (phylogeny, russuloid basidiomycetes).

Gloioxanthomyces Lodge, Vizzini, Ercole & Boertm. 2013, *incertae sedis*, Agaricales, Agaricomycetes, asexual morph unknown, two species, type species *G. vitellinus* (Fr.) Lodge, Vizzini, Ercole & Boertm., North America, Newfoundland, Europe, sequence data available, see Lodge et al. 2014 (phylogeny, taxonomy).

Glomerogloea Doweld 2013, Platygloeaceae, Platygloeales, Pucciniomycetes, one species, type species *G. empetri* (D.M. Hend.) Doweld, sequence data unavailable.

Glomerulomyces A.I. Romero & S.E. López 1989, *incertae sedis*, *incertae sedis*, Agaricomycetes, one species, type species *G. fibulosus* A.I. Romero & S.E. López, Argentina, sequence data unavailable, see Kirk et al. 2013 (genus accepted).

Glomopsis D.M. Hend. 1961, Platygloeaceae, Platygloeales, Pucciniomycetes, two species, type species *G. corni* (Peck) D.M. Hend., USA, sequence data unavailable, see Kirk et al. 2013 (genus accepted).

Glutinoagger Sivan. & Watling 1980, *incertae sedis*, *incertae sedis*, Agaricomycetes, one species, type species *G. fibulatus* Sivan. & Watling, Seychelles, sequence data unavailable, see Kirk et al. 2013 (genus accepted).

Glyptoderma R. Heim & Perr.-Bertr. 1971, Agaricaceae, Agaricales, Agaricomycetes, asexual morph unknown, one species, type species *G. coelatum* (Pat. ex R. Heim) R. Heim & Perr.-Bertr., tropical America, sequence data unavailable, see Kirk et al. 2013 (genus accepted).

Goffeauzyma X.Z. Liu, F.Y. Bai, M. Groenew. & Boekhout 2015, Filobasidiaceae, Filobasidiales, Tremellomycetes, sexual morph unknown, six species, type species *G. gastrica* (Reiersöl & di Menna) X.Z. Liu, F.Y. Bai, M. Groenew. & Boekhout, yeast, acid environments, soils, psychrophilic, widespread, cultures and sequence data available, cultures are available, see Liu et al. 2015b (taxonomy, phylogeny).

Golubevia Q.M. Wang, F.Y. Bai, Begerow & Boekhout 2015, Golubeviaceae, Golubeviales, Exobasidiomycetes, one species, type species *G. pallescens* (Gokhale) Q.M. Wang, F.Y. Bai, Begerow & Boekhout, known only from saprobic states, cultures available, sequence data available, see Begerow et al. 2000, Wang et al. 2015c (taxonomy, phylogeny).

Gomphidius Fr. 1836, Gomphidiaceae, Boletales, Agaricomycetes, asexual morph unknown, ten species, type species *G. glutinosus* (Schaeff.) Fr., widespread, some species edible (*G. glutinosus* (Schaeff.) Fr.), see Dai et al. 2010b (edible mushrooms, China), some medicinal use (*G. rutilus* (Schaeff.) S. Lundell), see Gao et al. 2013b (medicinal study), Kirk et al. 2013 (genus accepted), sequence data available, see Li et al. 2009b (phylogeny), Yu 2015 (ecology), Větrovský et al. 2016 (phylogeny), Pérez-Izquierdo et al. 2017 (phylogeny), new spp. see Qi et al. 2017 (Northeast China).

Gomphogaster O.K. Mill. 1973, Gomphidiaceae, Boletales, Agaricomycetes, asexual morph unknown, one species, type species *G. leucosarx* (A.H. Sm. & Singer) O.K. Mill., USA, sequence data unavailable, see Kirk et al. 2013 (genus accepted).

Gomphus Pers. 1797, Gomphaceae, Gomphales, Agaricomycetes, asexual morph unknown, seven species, type species *G. clavatus* (Pers.) Gray, widespread, few species are mycorrhizal, see Giachini and Castellano 2011 (taxonomic classification for species in *Gomphus s. l.*), some species edible (*G. clavatus* (Pers.) Gray), see Dai et al. 2010b (edible mushrooms, China), Makropoulou et al. 2012 (antioxidant and cytotoxic activity), Kirk et al. 2013 (genus accepted), sequence data available, new spp. see

Villegas et al. 2010 (Mexico), Petersen et al. 2014b (North America).

Goplana Racib. 1900, Chaconiaceae, Pucciniales, Pucciniomycetes, 13 species, type species *G. micheliae* Racib., biotrophic on Asteraceae, Dioscoreaceae, Euphorbiaceae, Grossulariaceae, Lauraceae, Magnoliaceae, Meliosmaceae, Rubiaceae, Vitaceae, terrestrial, worldwide, see Hernández and Cline 2010 (replaced *Goplana dioscoreae* Cummins, nom. illeg. with *Goplana dioscoreae-alatae*), Kirk et al. 2013 (genus accepted), sequence data unavailable.

Gramincola Velen. 1947, *incertae sedis*, Agaricales, Agaricomycetes, asexual morph unknown, one species, type species *G. gracilis* Velen., sequence data unavailable, see Kirk et al. 2008.

Grammatus H.S. Yuan & Decock 2018, *incertae sedis*, Auriculariales, Agaricomycetes, asexual morph unknown, two species, type species *G. labyrinthinus* H.S. Yuan & Decock, wood-inhabiting, southern, tropical China, basidiomas resupinate, subporoid hymenophore, sequence data available, see Yuan et al. 2018 (phylogeny, taxonomy, China).

Grammothele Berk. & M.A. Curtis 1868, Polyporaceae, Polyporales, Agaricomycetes, asexual morph unknown, c. 20 species, type species *G. lineata* Berk. & M.A. Curtis, resupinate basidioma, poroid hymenophore, wood-rotting, some species known as endophytes, widespread (tropical), see Kirk et al. 2013 (genus accepted), Zmitrovich 2018a (taxonomy), medicinal use, see Das et al. 2017a (compound, paclitaxel, *G. lineata*), sequence data available, see Zhou and Dai 2012a (phylogeny), Das et al. 2017a (draft genome, *G. lineata*), new spp. see Zhou and Dai 2012a (phylogeny, China), Karasiński 2015 (morphology, Bolivia), Ryvarden 2015a (morphology, Brazil, USA, Venezuela), Wu et al. 2016d (phylogeny, China), new combination, see Li and Cui 2013b (phylogeny).

Grammothelopsis Jülich 1982, Polyporaceae, Polyporales, Agaricomycetes, asexual morph unknown, seven species, type species *G. macrospora* (Ryvarden) Jülich, poroid hymenophore, wood-rotting, widespread (Africa, South America, China), see Kirk et al. 2013 (genus accepted), Zmitrovich 2018a (taxonomy), sequence data avaiable, see Li and Cui 2013b (phylogeny, *Megasporoporia*), new spp. see Dai et al. 2011 (China), Zhao and Cui 2012 (China, morphology).

Granulobasidium Jülich 1979, Cyphellaceae, Agaricales, Agaricomycetes, asexual morph unknown, one species, type species *G. vellereum* (Ellis & Cragin) Jülich, North America, wood-decaying, see Kirk et al. 2013 (genus accepted), Nord et al. 2013, 2014 (compounds), sequence data available, see Larsson 2007b (phylogeny).

Graphiola Poit. 1824, Graphiolaceae, Exobasidiales, Exobasidiomycetes, twelve species, type species *G. phoenicis* (Moug. ex Fr.) Poit., plant parasites (leaves) on Arecaceae, widespread in tropics and subtropics, cultures available, see Kirk et al. 2013 (genus accepted), sequence data available, see Begerow et al. 2002, 2014, Wang et al. 2015c (phylogeny), new spp. see Nasr et al. 2019.

Grifola Gray 1821, Grifolaceae, Polyporales, Agaricomycetes, asexual morph unknown, five species, type species *G. frondosa* (Dicks.) Gray, compound basidioma, poroid hymenophore, terrestrial or wood-rotting, white rot, widespread, see Kirk et al. 2013 (genus accepted), Zmitrovich 2018a (taxonomy), some species edible, see Montoya et al. 2012b (cultivation, *G. frondosa*), some species medicinal use (*G. frondosa*, *G. gargal* Singer, *G. sordulenta* (Mont.) Singer), see Zhuang and Wasser 2004 (*G. frondosa*, review), Postemsky and Curvetto 2016 (*Grifola* spp., Argentina), sequence data available, see Binder et al. 2013 (phylogeny, Polyporales), Justo et al. 2017 (phylogeny, Polyporales).

Griseoporia Ginns 1984, Gloeophyllaceae, Gloeophyllales, Agaricomycetes, asexual morph unknown, two species, type species *G. carbonaria* (Berk. & M.A. Curtis) Ginns, sequence data available, new spp. see He et al. 2014 (phylogeny, taxonomy, genus accepted).

Guepinia Fr. 1825, *incertae sedis* Auriculariales, Agaricomycetes, asexual morph unknown, one species, type species *G. helvelloides* (DC.) Fr., terricolous, probably saprotrophic, sequence data available, Mattock 2006 (United Kingdom).

Guepiniopsis Pat. 1883, Dacrymycetaceae, Dacrymycetales, Dacrymycetes, asexual morph unknown, eight species, type species *G. tortus* Pat., wood-decaying, widespread, see Kirk et al. 2013 (genus accepted), sequence data available, see Weiß and Oberwinkler 2001, new spp. see Delivorias et al. 2012 (Greece).

Gummiglobus Trappe, Castellano & Amar. 1996, Mesophelliaceae, Hysterangiales, Agaricomycetes, asexual morph unknown, two species, type species *G. joyceae* Trappe, Castellano & Amar, Australia, see Kirk et al. 2013 (genus accepted), sequence data available, see Hosaka et al. 2006 (phylogeny, gomphoid-phalloid fungi).

Gummivena Trappe & Bougher 2002, Mesophelliaceae, Hysterangiales, Agaricomycetes, asexual morph unknown, one species, type species *G. potorooi* Trappe & Bougher, Australia, sequence data unavailable, see Kirk et al. 2008.

Guyanagarika Sánchez-García, T.W. Henkel & Aime 2016, Biannulariaceae, Agaricales, Agaricomycetes, asexual morph unknown, three species, type species *G. aurantia* Sánchez-García, T.W. Henkel & Aime, associate with species of the ectomycorrhizal (ECM) tree genus *Dicymbe* (Fabaceae subfam. Caesalpinioideae), Pakaraima Mountains of Guyana in the central Guiana Shield, sequence data available, see Sánchez-García et al. 2016 (monograph, new genus).

Guyanagaster T.W. Henkel, M.E. Sm. & Aime 2010, Physalacriaceae, Agaricales, Agaricomycetes, asexual morph unknown, two species, type species *G. necrorhizus* T.W. Henkel, Aime & M.E. Sm., Guyana, basidioma sequestrate, wood-decaying, sequence data available, see Henkel et al. 2010a (monograph), Moreau et al. 2015b (phylogeny), Koch et al. 2017 (phylogeny, biogeography).
Guyanaporus T.W. Henkel & M.E. Sm. 2016, Boletaceae, Boletales, Agaricomycetes, asexual morph unknown, one species, type species *G. albipodus* T.W. Henkel & Husbands, stipitate-pileate, presumably ectomycorrhizal, South America, sequence data available, see Henkel et al. 2016 (taxonomy).
Gymnoconia Lagerh. 1894 (= *Arthuriomyces* Cummins & Y. Hirats. 1983, = *Kunkelia* Arthur 1917), Phragmidiaceae, Pucciniales, Pucciniomycetes, four species, type species *G. interstitialis* (Schltdl.) Lagerh., biotrophic on Rosaceae, terrestrial, North America, Europe, Asia, see Kirk et al. 2013 (genus accepted), sequence data available, see McLaughlin et al. 2017 (phylogeny).
Gymnoderma Humb. 1793, Thelephoraceae, Thelephorales, Agaricomycetes, asexual morph unknown, one species, type species *G. sinuatum* Humb., Europe, wood-rotting, see Kirk et al. 2013 (genus accepted), sequence data available.
Gymnogaster J.W. Cribb 1956, Boletaceae, Boletales, Agaricomycetes, asexual morph unknown, one species, type species *G. boletoides* J.W. Cribb, Australia, see Kirk et al. 2013 (genus accepted), sequence data available, see Halling et al. 2012b (*Boletus*, phylogeny), Wu et al. 2016f (*Boletus*, phylogeny, China).
Gymnoglossum Massee 1891, Bolbitiaceae, Agaricales, Agaricomycetes, asexual morph unknown, one species, type species *G. stipitatum* Massee, Australia, sequence data unavailable, see Kirk et al. 2013 (genus accepted).
Gymnopanella Sand.-Leiva, J.V. McDonald & Thorn 2016, Omphalotaceae, Agaricales, Agaricomycetes, asexual morph unknown, one species, type species *G. nothofagi* P. Sandoval-Leiva, J.V. McDonald & Thorn, Chilean Nothofagus forest, lignicolous, saprotrophic, sequence data available, see Sandoval-Leiva et al. 2016 (new genus, gymnopoid fungi, Omphalotaceae, Chile).
Gymnopaxillus E. Horak 1966, Serpulaceae, Boletales, Agaricomycetes, asexual morph unknown, four species, type species *G. morchelliformis* E. Horak, South America (temperate), Australia, see Kirk et al. 2013 (genus accepted), sequence data available, see Truong et al. 2017b (DNA-barcoding).
Gymnopilus P. Karst. 1879, Hymenogastraceae, Agaricales, Agaricomycetes, asexual morph unknown, c. 200 species, type species *G. liquiritiae* (Pers.) P. Karst., worldwide, Lee et al. 2008a (compounds), Kirk et al. 2013 (genus accepted), sequence data available, see Guzmán-Dávalos et al. 2008 (phylogeny), Holec et al. 2016 (Europe), new spp. see Guzmán-Dávalos et al. 2009 (phylogeny), Silva-Junior and Wartchow 2015 (Brazil).
Gymnopus (Pers.) Roussel (1806), Omphalotaceae, Agaricales, Agaricomycetes, asexual morph unknown, c. 325 species, type species *G. fusipes* (Bull.) Gray, worldwide, mostly saprotrophic, some species parasitic (*G. fusipes*), some species edible (*G. nubicola* Halling), see Mata and Ovrebo 2009 (Costa Rica, Panama), Antonín and Noordeloos 2010 (Europe, monograph), Thongbai et al. 2013 (antimicrobial and cytotoxic activity), Tkalčec and Mešić 2013 (type studies, new combinations), Kirk et al. 2013 (genus accepted), Gamboa Trujillo et al. 2014 (using of *G. nubicola* as food), Dutta et al. 2015c (phylogeny, morphology, India), Ványolós et al. 2016 (compounds), sequence data available, see Wilson and Desjardin 2005 (phylogeny), Antonín and Noordeloos 2010 (Europe), Noordeloos and Gates 2012b (key, Europe), Antonín et al. 2013, 2014a (Europe, Korea), new spp. see Antonín and Legon 2008 (England), Mešić et al. 2011 (China), Cooper and Leonard 2013 (New Zealand), Petersen et al. 2014b, c (North America), Coimbra et al. 2015 (Brazil), Vizzini et al. 2015c (Turkey), Deng et al. 2016 (China), Petersen and Hughes 2016 (phylogeny, new section), Desjardin and Perry 2017 (Republic of São Tomé and Príncipe, Africa), Ryoo et al 2016 (Republic of Korea), Terashima et al. 2016 (Japan), César et al. 2018 (Mexico), new combinations see Desjardin and Perry 2017 (West Africa).
Gymnosporangium R. Hedw. ex DC. 1805 (= *Ceratitium* Rabenh. 1851 = *Ceratitium* Ces. 1879, = *Ciglides* Chevall. 1826, = *Gymnotelium* Syd. 1921, = *Podisoma* Link 1809), Pucciniaceae, Pucciniales, Pucciniomycetes, 64 species, type species *G. fuscum* DC. [current name: *G. sabinae* (Dicks.) G. Winter 1884], asexual morph *Roestelia* pro parte, biotrophic on Cupressaceae, Rosaceae (alternate hosts), Hydrangeaceae, Myricaceae, terrestrial, north temperate areas including Asia, Europe, North America, see Kirk et al. 2013 (genus accepted), sequence data available, new spp. see Yun et al. 2009 (lectotype specimens, molecular analysis, key to species in Korea), Cao et al 2016, 2017a (phylogeny, China), Shen et al. 2018c (phylogeny, China).
Gyrodon Opat. 1836, Paxillaceae, Boletales, Agaricomycetes, asexual morph unknown, ten species, type species *G. sistotremoides* Opat., widespread, some species edible (*G. lividus* (Bull.) Fr.), see Dai et al. 2010b (edible mushrooms, China), Kirk et al. 2013 (genus accepted), sequence data available, see Kennedy et al. 2011 (ecology), Osmundson et al. 2013 (DNA barcoding), Roy et al. 2013 (ecology), Wu et al. 2014b (phylogeny).
Gyrodontium Pat. 1900, Coniophoraceae, Boletales, Agaricomycetes, asexual morph unknown, three species, type species *G. henningsii* (Bres.) Pat., widespread, see

Kirk et al. 2013 (genus accepted), sequence data available, see Binder et al. 2010 (phylogeny), Carlier et al. 2004 (phylogeny, Etiopia), Valenzuela et al. 2013b (new records, Mexico).

Gyroflexus Raithelh. 1981, *incertae sedis*, Hymenochaetales, Agaricomycetes, asexual morph unknown, one species, type species *G. brevibasidiatus* (Singer) Raithelh., wood-rotting, widespread, sequence data available, see Kirk et al. 2013 (genus accepted), Larsson et al. 2006 (phylogeny, taxonomy).

Gyrophanopsis Jülich 1979, *incertae sedis*, Polyporales, Agaricomycetes, asexual morph unknown, two species, type species *G. zealandica* (G. Cunn.) Jülich, corticioid basidioma, wood-rotting, widespread, sequence data unavailable, see Kirk et al. 2013 (genus accepted).

Gyroporus Quél. 1886, Gyroporaceae, Boletales, Agaricomycetes, asexual morph unknown, 24 species, type species *G. cyanescens* (Bull.) Quél., poroid, ectomycorrhizal, widespread, some species edible (*G. cyanescens* (Bull.) Quél.), see Dai et al. 2010b (edible mushrooms, China), some medicinal use (*G. castaneus* (Bull.: Fr.) Quél), see Dai and Yang 2008 (medicinal mushrooms, China), Davoodian and Halling 2013 (taxonomy), Kirk et al. 2013 (genus accepted), sequence data available, new spp. see Das et al. 2017b (Indian Himalaya), Davoodian 2018 (monograph, phylogeny).

Haasiella Kotl. & Pouzar 1966, Hygrophoraceae, Agaricales, Agaricomycetes, asexual morph unknown, two species, type species *H. splendidissima* Kotl. & Pouzar, Europe, see Kirk et al. 2013 (genus accepted), sequence data available, see Vizzini et al. 2012c (monograph, phylogeny), Lodge et al. 2014 (phylogeny, monograph, Hygrophoraceae).

Haddowia Steyaert 1972, Polyporaceae, Polyporales, Agaricomycetes, asexual morph unknown, three species, type species *H. longipes* (Lév.) Steyaert, stipitate basidioma, poroid hymenophore, terrestrial or wood-rotting, white rot, widespread (pantropical), see Kirk et al. 2013 (genus accepted), sequence data unavailable, see Costa-Rezende et al. 2017 (phylogeny, systematics).

Haglerozyma X.Z. Liu, F.Y. Bai, M. Groenew. & Boekhout 2015, Trichosporonaceae, Trichosporonales, Tremellomycetes, sexual morph unknown, one species, type species *H. chiarellii* (Pagnocca, Legaspe, A. Rodrigues & Ruivo) A.M. Yurkov, X.Z. Liu, F.Y. Bai, M. Groenew. & Boekhout, yeast, insect, Brazil, cultures and sequence data available, see Liu et al. 2015b (taxonomy and phylogeny).

Hallenbergia Dhingra & Priyanka 2011, *incertae sedis*, *incertae sedis*, Agaricomycetes, asexual morph unknown, one species, type species *H. singularis* Dhingra & Priyanka, basidioma corticioid, Bhutan, sequence data unavailable, see Dhingra 2012b (monograph).

Hallingea Castellano 1996, Gallaceaceae, Hysterangiales, Agaricomycetes, asexual morph unknown, three species, type species *H. purpurea* (Zeller & C.W. Dodge) Castellano, America, see Kirk et al. 2013 (genus accepted), sequence data available, see Hosaka et al. 2006, 2008 (phylogeny, phylogeography).

Haloaleurodiscus N. Maek., Suhara & K. Kinjo 2005, *incertae sedis*, Russulales, Agaricomycetes, asexual morph unknown, one species, type species *H. mangrovei* N. Maek., Suhara & K. Kinjo, wood-decaying, Asia, sequence data available, see Maekawa et al. 2005 (phylogeny).

Halobasidium Z. Guo, Y.R. Wang, Q.C. Hou, W.C. Li, H.J. Zhao, Z.H. Sun & Z.D. Zhang 2019, Cystobasidiaceae, Cystobasidiales, Cystobasidiomycetes, sexual morph unknown, one species, type species *H. xiangyangense* Z. Guo, Y.R. Wang, Q.C. Hou, W.C. Li, H.J. Zhao, Z.H. Sun & Z.D. Zhang, yeast, salty sause, China, sequence data available, see Guo et al. 2019 (taxonomy).

Halocyphina Kohlm. & E. Kohlm. 1965, Niaceae, Agaricales, Agaricomycetes, asexual morph unknown, one species, type species *H. villosa* Kohlm. & E. Kohlm., USA, marine, see Kirk et al. 2013 (genus accepted), sequence data available, see Yamaguchi et al. 2009 (phylogeny).

Hamamotoa Q.M. Wang, F.Y. Bai, M. Groenew. & Boekhout 2015, Chrysozymaceae, *incertae sedis*, Microbotryomycetes, sexual morph unknown, four species, type species *H. singularis* (Phaff & Carmo Souza) Q.M. Wang, F.Y. Bai, M. Groenew. & Boekhout, worldwide, yeast, cultures and sequence data available, see Wang et al. 2015e (phylogeny), new spp. see Yurkov et al. 2016.

Hamaspora Körn. 1877 (= *Hamasporella* Höhn. 1912), Phragmidiaceae, Pucciniales, Pucciniomycetes, 15 species, type species *H. longissima* (Thüm.) Körn., biotrophic on *Rubus* (Rosaceae), terrestrial, Africa, Asia, Australasia, see Kirk et al. 2013 (genus accepted), sequence data available, see McTaggart et al. 2016a (phylogeny, evolution).

Hannaella F.Y. Bai & Q.M. Wang 2008, Bulleribasidiaceae, Tremellales, Tremellomycetes, sexual morph unknown, eleven species, type species *H. sinensis* (M.X. Li) F.Y. Bai & Q.M. Wang, worldwide, yeast, cultures and sequence data available, see Wang and Bai 2008 (taxonomy and phylogeny), Liu et al. 2015b (taxonomy and phylogeny).

Hapalophragmium Syd. & P. Syd. 1901, (= *Hapalophragmiopsis* Thirum. 1950; = *Triactella* Syd. 1921), Raveneliaceae, Pucciniales, Pucciniomycetes, 18 species, type species *H. derridis* Syd. & P. Syd., biotrophic on Fabaceae, terrestrial, Africa, Asia, sequence data unavailable, see Kirk et al. 2013 (genus accepted).

Hapalopilus P. Karst. 1881, Phanerochaetaceae, Polyporales, Agaricomycetes, asexual morph unknown, eleven species, type species *H. nidulans* (Fr.) P. Karst. [current name: *H. rutilans* (Pers.) Murrill], poroid hymenophore,

wood-rotting, white rot, widespread, see Kirk et al. 2013 (genus accepted), Zmitrovich 2018a (taxonomy), some species poisonous, see Villa et al. 2013 (polyporic acid, report, *H. rutilans*), sequence data available, see Ryvarden and Melo 2014 (new combination, morphology), Miettinen et al. 2016a (new sp., new combinations, phylogeny, morphology).

Haploporus Bondartsev & Singer 1944, Polyporaceae, Polyporales, Agaricomycetes, asexual morph unknown, 13 species, type species *H. odorus* (Sommerf.) Bondartsev & Singer, poroid hymenophore, wood-rotting, white rot, widespread, see Kirk et al. 2013 (genus accepted), ethnomycological use, see Blanchette 1997 (North America, *H. odorus*), sequence data available, see Shen et al. 2016 (new spp., phylogeny, monograph, China).

Harmajaea Dima, P. Alvarado & Kekki 2018, Pseudoclitocybaceae, Agaricales, Agaricomycetes, asexual morph unknown, three species, type species *H. harperi* (Murrill) Dima & P. Alvarado, North America and North Europe, on thick forest litter, saprotrophic, sequence data available, see Alvarado et al. 2018b (taxonomy).

Harrya Halling, Nuhn & Osmundson 2012, Boletaceae, Boletales, Agaricomycetes, asexual morph unknown, six species, type species *H. chromapes* (Frost) Halling, Nuhn, Osmundson & Manfr. Binder, stipitate-pileate, North America, China, sequence data available, see Halling et al. 2012b (monograph), new spp. see Wu et al. 2016f (China).

Hasegawazyma Q.M. Wang, F.Y. Bai, M. Groenew. & Boekhout 2015, *incertae sedis*, Erythrobasidiales, Cystobasidiomycetes, sexual morph unknown, one species, type species *H. lactosa* (Hasegawa) Q.M. Wang, F.Y. Bai, M. Groenew. & Boekhout, yeast, cultures and sequence data available, see Wang et al. 2015e (taxonomy and phylogeny).

Hastodontia (Parmasto) Hjortstam & Ryvarden 2009, Hymenochaetaceae, Hymenochaetales, Agaricomycetes, asexual morph unknown, two species, type species *H. halonata* (J. Erikss. & Hjortstam) Hjortstam & Ryvarden, wood-rotting, sequence data available, see Hjortstam and Ryvarden 2009c, Riebesehl and Langer 2017 (*Hyphodontia s.l.*, phylogeny), Yurchenko et al. 2017.

Hauerslevia P. Roberts 1998, *incertae sedis*, Auriculariales, Agaricomycetes, asexual morph unknown, one species, type species *H. pulverulenta* (Hauerslev) P. Roberts, Europe, sequence data unavailable, see Kirk et al. 2013 (genus accepted).

Hebeloma (Fr.) P. Kumm. 1871, Hymenogastraceae, Agaricales, Agaricomycetes, asexual morph unknown, c. 190 species, type species *H. fastibile* (Pers.) P. Kumm., worldwide, poison pie (*H. crustuliniforme* (Bull.) Quél.), see Hall et al. 2003 (poisonous mushrooms), ectomycorrhizal, see Eberhardt et al. 2009 (species associated with Cistus), Kirk et al. 2013 (genus accepted), sequence data available, Eberhardt et al. 2013, 2015a, b, 2016 (Europe, section *Theobromina*, section *Denudata*), Rees et al. 2013 (phylogeny), Grilli et al. 2016 (Europe, sections *Sinapizantia* and *Velutipes*), new spp. see Eberhardt and Beker 2010 (Europe), Beker et al. 2016 (Europe), Moreno et al. 2017a (Europe).

Heimiomyces Singer 1942, Mycenaceae, Agaricales, Agaricomycetes, asexual morph unknown, c. seven species, type species *H. rheicolor* (Berk.) Singer [current name: *Xeromphalina tenuipes* (Schwein.) A.H. Sm.], sequence data available, see Moncalvo et al. 2002 (phylogeny), Cooper 2014c (new combination).

Heimioporus E. Horak 2004, Boletaceae, Boletales, Agaricomycetes, asexual morph unknown, 14 species, type species *H. retisporus* (Pat. & C.F. Baker) E. Horak, stipitate-pileate, sequence data available, phylogeny and new spp. see Halling et al. 2015 (Australia).

Heinemannomyces Watling 1999, Agaricaceae, Agaricales, Agaricomycetes, asexual morph unknown, two species, type species *H. splendidissima* Watling, Peninsular Malaysia, see Kirk et al. 2013 (genus accepted), sequence data available, see Vellinga et al. 2011 (phylogeny), Zhao et al. 2016f (phylogeny).

Helicobasidium Pat. 1885, Helicobasidiaceae, Helicobasidiales, Pucciniomycetes, c. six species, type species *H. purpureum* (Tul.) Pat. 1885, worldwide, pathogenic, see Soni and Verma 2010 (root rot, India), Hong et al. 2011 (violet root rot, Korea), Kirk et al. 2013 (genus accepted), sequence data available, see Lutz et al. 2004 (phylogeny).

Heitmania X.Z. Liu, F.Y. Bai, M. Groenew. & T. Boekhout 2018, *incertae sedis*, *incertae sedis*, Microbotryomycetes, sexual morph unknown, three species, type species *H. litseae* X.Z. Liu, F.Y. Bai, M. Groenew. & T. Boekhout, three species, yeast, plant material, China, cultures and sequence data available, see Liu et al. 2017f (description, phylogeny).

Helicogloea Pat. 1892, Phleogenaceae, Atractiellales, Atractiellomycetes, asexual morph known, 25 species, type species *H. lagerheimii* Pat., presumable saprobic, on decaying plant remnants, on (decaying) fungi, worldwide, sequence data available, see Bauer et al. 2006 (phylogeny), see Aime et al. 2018c (phylogeny, taxonomy), new spp. see Schoutteten et al. 2018 (Belgium), Spirin et al. 2018c (phylogeny, taxonomy).

Helicomyxa R. Kirschner & Chee J. Chen 2004, Hyaloriaceae, Auriculariales, Agaricomycetes, asexual morph, one species, type species *H. everhartioides* R. Kirschner & Chee J. Chen, China, wood-rotting, sequence data available, see Kirschner and Chen 2004 (taxonomy, phylogeny).

Heliocybe Redhead & Ginns 1985, Gloeophyllaceae, Gloeophyllales, Agaricomycetes, asexaul morph unknown, one species, type species *H. sulcata* (Berk.) Redhead & Ginns, brown rot, wood-rotting, sequence data available,

see Garcia-Sandoval et al. 2011 (phylogeny, Gloeophyllales, brown rot Agaricomycotina), new spp. see Zhang et al. 2018 (China).

Heliogaster Orihara & K. Iwase 2010, Boletaceae, Boletales, Agaricomycetes, asexual morph unknown, one species, type species *H. columellifer* (Kobayasi) Orihara & K. Iwase, sequestrate, ectomycorrhizal, Asia, sequence data available, see Orihara et al. 2010 (taxonomy).

Helvellosebacina Oberw., Garnica & K. Riess 2014, Sebacinaceae, Sebacinales, Agaricomycetes, asexual morph unknown, two species, type species *H. helvelloides* (Schwein.) Oberw., Garnica & K. Riess, worldwide, ectomycorrhizal, sequence data available, see Oberwinkler et al. 2014 (new combination, phylogeny).

Hemigaster Juel 1895, Hemigasteraceae, Agaricales, Agaricomycetes, asexual morph unknown, one species, type species *H. candidus* Juel, Sweden, sequence data unavailable, see Kirk et al. 2013 (genus accepted).

Hemileccinum Šutara 2008, Boletaceae, Boletales, Agaricomycetes, asexual morph unknown, five species, type species *H. impolitum* (Fr.) Šutara, stipitate-pileate, ectomycorrhizal, Europe, North America, Asia, sequence data available, see Halling et al. 2015 (new combination), Wu et al. 2016f (phylogeny, new combination and new sp., Asia).

Hemileia Berk. & Broome 1869 (= *Hemileiopsis* Racib. 1900, = *Wardia* J.F. Hennen & M.M. Hennen, in Cummins & Hiratsuka 2003 [nom. inval.]), *incertae sedis*, Pucciniales, Pucciniomycetes, asexual morph previously known in *Wardia* J.F. Hennen & M.M. Hennen, c. 55 species, type species *H. vastatrix* Berk. & Broome, biotrophic on Apocynaceae, Lamiaceae, Oleaceae, Phyllanthaceae, Rubiaceae, terrestrial, circumglobal in tropics, especially Africa and Asia, see Mohanan 2010 (new species), Kirk et al. 2013 (genus accepted), Judith and Rossman 2014 (new combinations based on one fungus, one name concept), sequence data available, see Carvalho et al. 2011 (genetic diversity, coffee rust).

Hemimycena Singer 1938, Mycenaceae, Agaricales, Agaricomycetes, asexual morph unknown, c. 60 species, type species *H. lactea* (Pers.) Singer, worldwide, see Antonín and Noordeloos 2004 (Europe), Læssøe and Elborne 2012 (key), Malysheva and Morozova 2009 (European Russia, notes), Kirk et al. 2013 (genus accepted), sequence data available, see Moncalvo et al. 2002 (phylogeny), Walther et al. 2005 (phylogeny), Matheny et al. 2006 (phylogeny), Osmundson et al. 2013 (DNA barcode), new spp. see Niveiro et al. 2014a (Atlantic Forest), Lehmann and Lüderitz 2018 (Germany).

Hemistropharia Jacobsson & E. Larss. 2007, Tubariaceae, Agaricales, Agaricomycetes, asexual morph unknown, one species, type species *H. albocrenulata* (Peck) Jacobsson & E. Larss., sequence data available, see Jacobsson and Larsson 2007 (phylogeny, taxonomy).

Hennenia Buriticá 1995, *incertae sedis*, Pucciniales, Pucciniomycetes, one species, type species *H. ditelia* Buriticá, biotrophic on Annonaceae (*Annona*), terrestrial, Colombia, sequence data unavailable, see Kirk et al. 2013 (genus accepted).

Henningsia Möller 1895, *incertae sedis*, Polyporales, Agaricomycetes, asexual morph unknown, five species, type species *H. brasiliensis* (Speg.) Speg., merulioid to poroid hymenophore, wood-rotting, widespread (Neotropical), see Kirk et al. 2013 (genus accepted), sequence data unavailable, new spp. see Gibertoni and Ryvarden 2014 (morphology).

Henningsomyces Kuntze 1898, *incertae sedis*, Agaricales, Agaricomycetes, asexual morph unknown, c. 21 species, type species *H. candidus* (Pers.) Kuntze, worldwide, see Kirk et al. 2013 (genus accepted), sequence data available, see Bodensteiner et al. 2004 (phylogeny, cyphelloid homobasidiomycetes), Wei and Qin 2009 (cyphelloid fungi, China).

Hericium Pers. 1794, Hericiaceae, Russulales, Agaricomycetes, asexual morph unknown, c. 23 species, type species *H. coralloides* (Scop.) Pers., wood-decaying, worldwide, some species edible (*H. alpestre* Pers.), some species of medicinal use (*H. coralloides* (Scop.: Fr.) Pers.), see Dai and Yang 2008 (medicinal mushrooms, China), Mori et al. 2008b (natural products), Dai et al. 2010b (edible mushrooms, China), Khan et al. 2013 (*H. erinaceus* (Bull.) Pers.), Kirk et al. 2013 (genus accepted), sequence data available, see Larsson and Larsson 2003, Park et al. 2004, Miller et al. 2006 (phylogeny), new spp. see Das et al. 2011, 2013b (Sikkim Himalaya, India), Hallenberg et al. 2013 (southern South America).

Herpobasidium Lind 1908, Eocronartiaceae, Platygloeales, Pucciniomycetes, six species, type species *H. filicinum* (Rostr.) Lind, worldwide, sequence data availabnle, see Maier et al. 2003 (phylogeny), Kirk et al. 2013 (genus accepted).

Hermanssonia Zmitr. 2018, Meruliaceae, Polyporales, Agaricomycetes, asexual morph unknown, monotypic, one species, type species *H. centrifuga* (P. Karst.) Zmitr., phlebioid basidioma, wood-rotting, white rot, see Zmitrovich 2018a (taxonomy).

Heteroacanthella Oberw. 1990 (= *Acanthellorhiza* P. Roberts 1999 *fide* Art. 59.1), *incertae sedis, incertae sedis*, Agaricomycetes, asexual morph previously known in *Acanthellorhiza* P. Roberts 1999, three species, type species *H. variabilis* Oberw. & Langer, China, USA, British Isles, lichenicolous basidiomycete (*H. ellipsospora*), see Kirk et al. 2013 (genus accepted), sequence data available, new spp. see Zamora and Pérez-Ortega 2014 (Spain).

Heterobasidion Bref. 1888, Bondarzewiaceae, Russulales, Agaricomycetes, asexual morph unknown, 15 species, type species *H. annosum* (Fr.) Bref., worldwide, wood-decaying, some species cause root rot, see Vainio et al. 2011 (host diversity), Garbelotto and Gonthier 2013 (pathogenic), Kirk et al. 2013 (genus accepted), sequence data available, see Dalman et al. 2010 (evolutionary history, *H. annosum s. l.*), Olson et al. 2012 (genome), Chen et al. 2015d (monograph), new spp. see Dai and Korhonen 2009 (derived from the *H. insulare* complex), Tokuda et al. 2009 (East Asia), Otrosina and Garbelotto 2010 (North America), Chen et al. 2014 (eastern Himalayas).

Heterocephalacria Berthier 1980, Filobasidiaceae, Filobasidiales, Tremellomycetes, sexual and asexual morph known, eight species, type species *H. solida* Berthier, yeast, mycoparasite, worldwide, cultures and sequence data available, see Liu et al. 2015b (taxonomy and phylogeny).

Heterochaete Pat. 1892, Auriculariaceae, Auriculariales, Agaricomycetes, asexual morph unknown, c. 40 species, type species *H. andina* Pat. & Lagerh., widespread (esp. tropical), see Kirk et al. 2013 (genus accepted), sequence data available, see Sotome et al. 2014 (Asian species, poroid Auriculariales, phylogeny), Bandara et al. 2017 (Thailand, phylogeny).

Heterodoassansia Vánky 1993, Doassansiaceae, Doassansiales, Exobasidiomycetes, eight species, type species *H. morotiana* (Zundel) Vánky, plant parasites (leaves, petioles and stems) on various aquatic or paludal mono- and dicots, widespread, see Kirk et al. 2013 (genus accepted), cultures unavailable, sequence data available, see Begerow et al. 2014, Wang et al. 2015c (taxonomy, phylogeny).

Heteromycophaga P. Roberts 1997, *incertae sedis*, *incertae sedis*, Tremellomycetes, sexual morph unknown, two species, type species *H. glandulosae* P. Roberts, Great Britain, sequence data unavailable, see Kirk et al. 2013 (genus accepted).

Heteroradulum Lloyd ex Spirin & Malysheva 2017, Auriculariaceae, Auriculariales, Agaricomycetes, asexul morph unknown, seven species, type species *H. kmetii* (Bres.) Spirin & Malysheva, wood-rotting, on dry branches and logs of deciduous trees, sequence data available, see Malysheva and Spirin 2017 (stereoid fungi, Auriculariales, phylogeny).

Heterorepetobasidium Chee J. Chen & Oberw. 2002, *incertae sedis*, Auriculariales, Agaricomycetes, asexual morph unknown, two species, type species *H. subglobosum* Chee J. Chen & Oberw., China, sequence data unavailable, see Kirk et al. 2008.

Heteroscypha Oberw. & Agerer 1979, *incertae sedis*, Auriculariales, Agaricomycetes, asexual morph unknown, one species, type species *H. applanata* (P.H.B. Talbot) Oberw. & Agerer, S. Africa, sequence data unavailable, see Kirk et al. 2013 (genus accepted).

Heterotextus Lloyd 1922, Dacrymycetaceae, Dacrymycetales, Dacrymycetes, asexual morph unknown, six species, type species *H. flavus* Lloyd, wood-decaying, sequence data available, see Shirouzu et al. 2017 (phylogeny).

Heterotolyposporium Vánky 1997, Anthracoideaceae, Ustilaginales, Ustilaginomycetes, two species, type species *H. lepidospermatis* Vánky, plant parasites (various plant parts) on genera *Lepidosperma* (Cyperaceae) and Juncus (Juncaceae), Southern Africa, Australasia, see Kirk et al. 2013 (genus accepted), cultures unavailable, sequence data available, see Begerow et al. 2014, Nasr et al. 2014a (taxonomy).

Hexagonia Fr. 1835, Polyporaceae, Polyporales, Agaricomycetes, asexual morph unknown, 17 species, type species *H. hirta* (P. Beauv.) Fr., poroid hymenophore, wood-rotting, white rot, widespread (esp. tropical), see Kirk et al. 2013 (genus accepted), Zmitrovich 2018a (taxonomy), sequence data available, see Justo et al. 2017 (phylogeny, Polyporales), new sp. see Härkönen et al. 2015 (morphology, Zambia).

Hiatulopsis Singer & Grinling 1967, Agaricaceae, Agaricales, Agaricomycetes, asexual morph unknown, two species, type species *H. amara* (Beeli) Singer & Grinling, Brazil, Congo, sequence data unavailable, see Kirk et al. 2013 (genus accepted).

Hirticlavula J.H. Petersen & Læssøe 2014, Clavariaceae, Agaricales, Agaricomycetes, asexual morph unknown, one species, type species *H. elegans* J.H. Petersen & Læssøe, Denmark, Norway, clavarioid, sequence data available, see Petersen et al. 2014a (taxonomy).

Hispidaedalea Y.C. Dai & S.H. He 2014, Gloeophyllaceae, Gloeophyllales, Agaricomycetes, asexual morph unknown, one species, type species *H. imponens* (Ces.) Y.C. Dai & S.H. He, wood-decaying, China, sequence data available, see He et al. 2014 (taxonomy, phylogeny).

Hispidocalyptella E. Horak & Desjardin 1994, *incertae sedis*, Agaricales, Agaricomycetes, asexual morph unknown, one species, type species *H. australis* E. Horak & Desjardin, saprophytic, Australia, sequence data unavailable, see Kirk et al. 2013 (genus accepted).

Hobsonia Berk. ex Massee 1891, Phleogenaceae, Atractiellales, Atractiellomycetes, possibly synonym of *Helicogloea*, only known as hyphomecetous asexual morph, sexual morph unknown, two species, type species *H. mirabilis* (Peck) Linder, presumably saprobic, on plant material, wide spread (mainly tropical but recent discoveries in Europe), sequence data available, see Sikaroodi et al. 2001 (phylogeny, lichenicolous fungi), Kirschner 2004 (phylogeny), Aime et al. 2018c (phylogeny).

Hodophilus R. Heim 1958, Clavariaceae, Agaricales, Agaricomycetes, asexual morph unknown, 13 species, type species *H. foetens* (W. Phillips) Birkebak & Adamcík, wordwide, sequence data avaialble, new spp., new

combination see Birkebak et al. 2016 (Clavariaceae, phylogeny, new genus), Adamčík et al. 2016a, 2017a, b (North America, *Hodophilus* with naphthalene odours, Europe, *H. foetens* complex).

Hoehnelogaster Lohwag 1926, Paxillaceae, Boletales, Agaricomycetes, asexual morph unknown, one species, type species *H. microsporus* Lohwag, sequence data unavailable, see Kirk et al. 2008.

Hohenbuehelia Schulzer 1866 (= *Nematoctonus* Drechsler 1941), Pleurotaceae, Agaricales, Agaricomycetes, asexual morph was previously known in *Nematoctonus* Drechsler, c. 50 species, type species *H. petaloides* (Bull.) Schulzer, worldwide, some species edible, mukitake, *H. serotina* (Pers.) Singer [current name *Sarcomyxa serotina* (Pers.) P. Karst.], see Hall et al. 2003 (edible mushrooms), Henrici 2009 (Britain), Kirk et al. 2013 (genus accepted), sequence data available, see Koziak et al. 2007 (phylogeny), new spp. see Liu and Bau 2009 (China).

Holocotylon Lloyd 1906, Agaricaceae, Agaricales, Agaricomycetes, asexual morph unknown, three species, type species *H. brandegeeanum* Lloyd, subtropical America, see Kirk et al. 2013 (genus accepted), sequence data available, see Bates et al. 2009 (phylogeny).

Holtermannia Sacc. & Traverso 1910, Holtermanniaceae, Holtermanniales, Tremellomycetes, sexual and asexual morphs known, eight species, type species *H. pinguis* (Holterm.) Sacc. & Traverso, gelatinous fruiting bodies, yeast, southeast Asia, Brazil, see Kurtzman et al. 2011 (taxonomy), cultures and sequence data available, see Wuczkowski et al. 2011 (phylogeny), Kurtzman and Boekhout 2017 (overview).

Holtermanniella Libkind, Wuczk., Turchetti & Boekhout 2011, Holtermanniaceae, Holtermanniales, Tremellomycetes, sexual morph unknown, five species, type species *H. takashimae* Wuczkowski, Passoth, Andersson, Turchetti, Prillinger, Boekhout, yeast, soil, widespread, cultures and sequence data available, see Wuczkowski et al. 2011 (taxonomy), Liu et al. 2015b (phylogeny).

Homophron (Britzelm.) Örstadius & E. Larss. 2015, Psathyrellaceae, Agaricales, Agaricomycetes, asexual morph unknown, three species, type species *H. spadiceum* (P. Kumm.) Örstadius & E. Larss., in Örstadius, Ryberg & Larsson, worldwide, sequence data available, see Örstadius et al. 2015 (phylogeny, Psathyrellaceae, psathyrelloid species).

Horakiella Castellano & Trappe 1992, Sclerodermataceae, Boletales, Agaricomycetes, asexual morph unknown, two species, type species *H. clelandii* (Rodway) Castellano & Trappe, Australia, basidiomas sequestrate, see Kirk et al. 2013 (genus accepted), sequence data unavailable, new spp. see Trappe et al. 2010 (Australian outback, African Kalahari).

Hormographiella Guarro & Gené 1992, Psathyrellaceae, Agaricales, Agaricomycetes, sexual morph *Coprinellus* P. Karst. 1879, three species, type species *H. aspergillata* Guarro, Gené & De Vroey, worldwide, some species pathogenic (*H. aspergillata* Guarro, Gené & De Vroey), see Conen et al. 2011 (human pathogen), Suarez et al. 2011 (human pathogen), sequence data available, see Irinyi et al. 2015 (DNA barcode, human pathogen).

Hormomyces Bonord. 1851, Tremellaceae, Tremellales, Tremellomycetes, sexual morph unknown, six species, type species *H. aurantiacus* Bonord., worldwide, sequence data unavailable, see Kirk et al. 2013 (genus accepted).

Hornodermoporus Teixeira 1993, Polyporaceae, Polyporales, Agaricomycetes, asexual morph unknown, two species, type species *H. martius* (Berk.) Teixeira, perennial basidioma, poroid hymenophore, wood-rotting, white rot, widespread (pantropical), see Vizzini 2015 (taxonomy), sequence data available, see Zhao and Cui 2013c (phylogeny, *Perenniporia s. l.*), Zhao et al. 2015b (phylogeny, *Abundisporus*).

Hortiboletus Simonini, Vizzini & Gelardi 2015, Boletaceae, Boletales, Agaricomycetes, asexual morph unknown, seven species, type species *H. rubellus* (Krombh.) Simonini, Vizzini & Gelardi, stipitate-pileate, ectomycorrhizal, Europe, North America, Asia, sequence data available, see Wu et al. 2016f (phylogeny, new combination and new spp., Asia), new sp. see Das et al. 2016 (Asia).

Hourangia Xue T. Zhu & Zhu L. Yang 2015, Boletaceae, Boletales, Agaricomycetes, asexual morph unknown, four species, type species *H. cheoi* (W.F. Chiu) Xue T. Zhu & Zhu L. Yang, China, stipitate-pileate, ectomycorrhizal, Japan, Malaysia, Indonesia, sequence data available, see Wu et al. 2014b (phylogeny), Zhu et al. 2015 (taxonomy, phylogeny).

Humidicutis (Singer) Singer 1959, Hygrophoraceae, Agaricales, Agaricomycetes, asexual morph unknown, twelve species, type species *H. marginata* (Peck) Singer, worldwide, see Kirk et al. 2013 (genus accepted), sequence data available, see Matheny and Bougher 2006 (phylogeny), Lodge et al. 2014 (phylogeny, taxonomy, Hygrophoraceae), Lavorato et al. 2015 (phylogeny).

Humphreya Steyaert 1972, Polyporaceae, Polyporales, Agaricomycetes, asexual morph unknown, four species, type species *H. lloydii* (Pat. & Har.) Steyaert, stipitate basidioma, poroid hymenophore, terrestrial, white rot, widespread (pantropical), see Kirk et al. 2013 (genus accepted), sequence data unavailable, see Costa-Rezende et al. 2017 (phylogeny, systematics).

Hyalodon Malysheva & Spirin 2018, *incertae sedis*, Auriculariales, Agaricomycetes, asexual morph unknown, two species, type species *H. piceicola* (Kühner ex Bourdot) Malysheva & Spirin., East Asia and Europe, wood-rotting,

sequence date available, see Malysheva et al. 2018 (taxonomy).

Hyalopsora Magnus 1902, Pucciniastraceae, Pucciniales, Pucciniomycetes, 21 species, type species *H. aspidiotus* (Peck) Magnus, biotrophic on Pinaceae (alternate hosts), Polypodiaceae, terrestrial, see Berndt 2008b (new name), Saba et al. 2012 (new name), sequence data available, see Padamsee and Mckenzie 2014 (phylogeny).

Hyalopycnis Höhn. 1918, Heterogastridiaceae, Heterogastridiales, Microbotryomycetes, asexual morph known, one species, type species *H. pycnidioideum* Oberw. & R. Bauer, mycoparasitic, isolated from other fungi and decaying plant material, distribution north temperate, see Aime et al. 2018b (competing names), sequence data available, see Aime et al. 2006 (phylogeny), Bauer et al. 2006 (phylogeny, simple-septate basidiomycetes), Aime et al. 2014 (phylogeny).

Hyaloria Möller 1895, Hyaloriaceae, Auriculariales, Agaricomycetes, asexual morph unknown, three species, type species *H. pilacre* Möller, wood-decaying, worldwide, see Kirk et al. 2013 (genus accepted), sequence data available, see Weiß and Oberwinkler 2001 (taxonomy and phylogeny).

Hybogaster Singer 1964, Hybogasteraceae, Russulales, Agaricomycetes, asexual morph unknown, one species, type species *H. giganteus* Singer, terrestrial, Europe, see Kirk et al. 2013 (genus accepted), sequence data unavailable.

Hydnangium Wallr. 1839, Hydnangiaceae, Agaricales, Agaricomycetes, asexual morph unknown, c. 20 species, type species *H. carneum* Wallr., worldwide, sequence data available, new spp. see Cooper 2014b (New Zealand).

Hydnellum P. Karst. 1879, Bankeraceae, Thelephorales, Agaricomycetes, asexual morph unknown, 39 species, type species *H. suaveolens* (Scop.) P. Karst., worldwide, terrestrial and ectomycorrhizal, see Kirk et al. 2013 (genus accepted), sequence data available, see Baird et al. 2013a (phylogeny).

Hydnochaete Bres. 1896, Hymenochaetaceae, Hymenochaetales, Agaricomycetes, asexual morph unknown, one species, type species *H. badia* Bres., wood-rotting, widespread, see Kirk et al. 2013 (genus accepted), sequence data available, new spp. see Dai and Li 2010 (China), considered as a synonym of *Hymenochaete* Lév in Baltazar et al. 2014b (phylogeny and taxonomy).

Hydnocristella R.H. Petersen 1971, Lentariaceae, Gomphales, Agaricomycetes, asexual morph unknown, two species, type species *H. himantia* (Schwein.) R.H. Petersen, wood-decaying, North Americal, China, see Kirk et al. 2013 (genus accepted), sequence data available, see Jang et al. 2016, new spp. see Chen et al. 2015c (China).

Hydnodon Banker 1913, Hydnodontaceae, Trechisporales, Agaricomycetes, asexual morph unknown, one species, type species *H. thelephorus* (Lév.) Banker, wood-decaying, Europe, sequence data available, see Larsson et al. 2011 (phylogeny).

Hydnomerulius Jarosch & Besl 2001, Paxillaceae, Boletales, Agaricomycetes, asexual morph unknown, one species, type species *H. pinastri* (Fr.) Jarosch & Besl, sequence data available, see Binder et al. 2010 (phylogeny), Nuhn et al. 2013 (phylogeny, Boletineae).

Hydnophanerochaete Sheng H. Wu & C.C. Chen 2018, Meruliaceae, Polyporales, Agaricomycetes, one species, type species *H. odontoidea* (Sheng H. Wu) Sheng H. Wu & C.C. Chen, see Chen et al. 2018 (phylogeny, taxonomy).

Hydnophlebia Parmasto 1967, Meruliaceae, Polyporales, Agaricomycetes, asexual morph unknown, five species, type species *H. chrysorhiza* (Torr.) Parmasto, resupinate basidioma, hydnoid hymenophore, wood-rotting, widespread, see Kirk et al. 2013 (genus accepted), Zmitrovich 2018a (taxonomy), sequence data available, see Floudas and Hibbett 2015 (phylogeny, *Phanerochaete*, part of the phlebia clade), Yuan et al. 2017b (phylogeny), new spp. see Telleria et al. 2017 (phylogeny, Macaronesian Islands, monograph).

Hydnopolyporus D.A. Reid 1962, Irpicaceae, Polyporales, Agaricomycetes, asexual morph unknown, two species, type species *H. fimbriatus* (Cooke) D.A. Reid, wood-rotting, white rot, widespread (tropical), edible species (*H. fimbriatus*), see Sanuma et al. 2016 (edible mushrooms, Brazil), see Kirk et al. 2013 (genus accepted), Zmitrovich 2018a (taxonomy), sequence data available, see Sjökvist et al. 2012 (phylogeny, stipitate stereoid fungi).

Hydnum L. 1753, Hydnaceae, Cantharellales, Agaricomycetes, asexual morph unknown, 49 species, type species *H. repandum* L., ectomycorrhizal, widespread, some species edible (*H. repandum* L.), see Dai et al. 2010b (edible mushrooms, China), Kirk et al. 2013 (genus accepted), sequence data available, see Feng et al. 2016 (phylogeny), Pérez-Izquierdo et al. 2017 (phylogenetic marker), new spp. see Olariaga et al. 2012 (Iberian Peninsula), Vizzini et al. 2013c (Italy), Yanaga et al. 2015 (Japan), Buyck et al. 2017 (USA), Niskanen et al. 2018 (North America, Europe), Wang et al. 2018e (India).

Hydrophana V. Malysheva & Spirin 2019, *incertae sedis*, Auriculariales, Agaricomycetes, asexual morph unknown, one species, type species *H. sphaerospora* (Bourdot & Galzin) V. Malysheva & Spirin, Europe (Denmark, France, Norway), saprobic, on fallen logs and twigs of deciduous trees in moist places, sequence data available, see Spirin et al. 2019b (taxonomy, phylogeny).

Hydropus Kühner ex Singer 1948, Mycenaceae, Agaricales, Agaricomycetes, asexual morph unknown, c. 100 species, type species *H. fuliginarius* (Batsch) Singer, worldwide, saprophytic, see Kirk et al. 2013 (genus accepted), sequence data available, see Matheny et al. 2006

(phylogeny), Osmundson et al. 2013 (DNA barcode), see Kluthe et al. 2016 (Kenya), Antonín et al. 2019 (phylogeny), new spp. see Gminder 2013 (Germany), Pinheiro et al. 2013 (Brazil)

Hygroaster Singer 1955, Hygrophoraceae, Agaricales, Agaricomycetes, asexual morph unknown, three species, type species *H. nodulisporus* (Dennis) Singer, tropical America, see Kirk et al. 2013 (genus accepted), sequence data available, see Lodge et al. 2014 (phylogeny, taxonomy, Hygrophoraceae), new spp. see Vrinda et al. 2012 (India).

Hygrocybe (Fr.) P. Kumm. 1871, Hygrophoraceae, Agaricales, Agaricomycetes, asexual morph unknown, c. 120 species, type species *H. conica* (Schaeff.) P. Kumm., two subgenera, *Hygrocybe* (Fr.) P. Kumm. and *Pseudohygrocybe* Bon, seven sections, worldwide, ectomycorrhizal, waxcap, Vrinda et al. 2009 (India), Ronikier and Borgen 2010 (Poland), Halbwachs et al. 2013 (habitats), Kirk et al. 2013 (genus accepted), sequence data available, see Babos et al. 2011 (phylogeny, taxonomy), Lodge et al. 2014 (phylogeny, monograph, Hygrophoraceae), new spp. see Læssøe and Boertmann 2008 (Ecuador), Senthilarasu et al. 2010b (India), Wang et al. 2013a, 2015a (China), Vizzini et al. 2015b (Brazil).

Hygrophorocybe Vizzini & Contu 2014, *incertae sedis*, Agaricales, Agaricomycetes, asexual morph unknown, one species, type species *H. nivea* (Velen.) Vizzini & Contu, on litter, usually in conifer woods, sequence data unavailable, see Vizzini and Contu 2014.

Hygrophoropsis (J. Schröt.) Maire ex Martin-Sans 1929, Hygrophoropsidaceae, Boletales, Agaricomycetes, asexual morph unknown, 16 species, type species *H. aurantiaca* (Wulfen) Maire, widespread, some species edible (*H. aurantiaca* (Wulfen) Maire), see Dai et al. 2010b (edible mushrooms, China), Kirk et al. 2013 (genus accepted), sequence data available, see Holec and Kolařík 2013a (Czech Republic, phylogeny), Garnica et al. 2016 (phylogeny), Větrovský et al. 2016 (ecology), Truong et al. 2017b (diversity).

Hygrophorus Fr. 1836, Hygrophoraceae, Agaricales, Agaricomycetes, asexual morph unknown, c. 200 species, type species *H. eburneus* (Bull.: Fr.) Fr., three subgenera: *Hygrophorus* [autonym] 1849, *Colorati* (Bataille) E. Larss. 2014, *Camarophylli* Fr. 1849 emend. 2014, nine sections, ectomycorrhizal, worldwide, some species edible (*H. eburneus* (Bull.) Fr.), see Hall et al. 2003 (edible mushrooms), Ouzouni et al. 2009 (compounds), Dai et al. 2010b (Chinese edible mushrooms), Dentinger et al. 2011 (DNA barcode), Kirk et al. 2013 (genus accepted), Zhu et al. 2013 (compounds), sequence data available, see Lodge et al. 2014 (phylogeny, monograph, Hygrophoraceae), new spp. see Larsson et al. 2014a (Finland), Endo et al. 2018 (Japan), Huang et al. 2018 (China), Larsson et al. 2018b (North Europe, phylogeny, new species), Pierre-Arthur et al. 2018 (Europe, North America, phylogeny, new sp.), Sesli et al. 2018a (Turkey).

Hymenagaricus Heinem. 1981, Agaricaceae, Agaricales, Agaricomycetes, asexual morph unknown, 20 species, type species *H. hymenopileus* (Heinem.) Heinem., tropical worldwide, see Kirk et al. 2013 (genus accepted), sequence data available, see Matheny et al. 2006 (phylogeny), Zhao et al. 2010 (phylogeny), new spp. see Ge et al. 2008a (China), Mwanga and Tibuhwa 2014 (Tanzania).

Hymenoboletus Y.C. Li & Zhu L. Yang 2016, Boletaceae, Boletales, Agaricomycetes, asexual morph unknown, one species, type species *H. luteopurpureus* Y.C. Li & Zhu L. Yang, stipitate-pileate, China, sequence data available, see Wu et al. 2016f (monograph, boletes).

Hymenochaete Lév. 1846, Hymenochaetaceae, Hymenochaetales, Agaricomycetes, asexual morph unknown, 149 species, type species *H. rubiginosa* (Dicks.) Lév., basidioma resupinate, pileate or stipitate, hymenophore smooth, rugose, raduloide to hydnoide, wood-rotting, white rot, see Kirk et al. 2013 (genus accepted), sequence data available, see He and Dai 2012 (taxonomy, phylogeny, China, Hymenochaetaceae), Parmasto 2013, Parmasto et al. 2014 (phylogeny), new spp. see He and Li 2011 (China), Gomes-Silva et al. 2012a (new combination, key, Amazonia and the Atlantic Forest, Brazil), Pan and Zhou 2016 (Thailand), He et al. 2017b (China), Nie et al. 2017 (on bamboos, east Asia), new spp. Contreras-Pacheco et al. 2018 (morphology, Mexico).

Hymenochaetopsis S.H. He & Jiao Yang 2016 (= *Pseudochaete* T. Wagner & M. Fisch. 2002), Hymenochaetaceae, Hymenochaetales, Agaricomycetes, asexual morph unknown, 16 species, type species *H. tabacina* (Sowerby) S.H. He & Jiao Yang, be proposed to replace *Pseudochaete*, wood-rotting, white rot, sequence data available, see He and Li 2013b (new spp., China, as *Pseudochaete*), Yang et al. 2016b (phylogeny, new spp., China).

Hymenogaster Vittad. 1831, Hymenogastraceae, Agaricales, Agaricomycetes, asexual morph unknown, c. 170 species, type species *H. citrinus* Vittad., false truffles, ectomycorrhizal, worldwide, see Kirk et al. 2013 (genus accepted), sequence data available, see Stielow et al. 2011 (monograph).

Hymenogloea Pat. 1900, Marasmiaceae, Agaricales, Agaricomycetes, asexual morph unknown, one species, type species *H. riofrioi* (Pat.) Pat., saprophytic, tropical America, see Kirk et al. 2013 (genus accepted), sequence data available, see Moncalvo et al. 2002 (phylogeny). Recognized as a synonym of *Marasmius* (Desjardin unpubl. data)

Hymenogramme Mont. & Berk. 1844, *incertae sedis*, Polyporales, Agaricomycetes, asexual morph unknown, one species, type species *H. javensis* Mont. & Berk.,

resupinate basidioma, hymenophore consisting of long anastomosing sterile ridges, wood-rotting, Southeast Asia, sequence data unavailable, see Kirk et al. 2013 (genus accepted), Justo et al. 2017 (phylogeny, Polyporales).

Hymenopellis R.H. Petersen 2010, Physalacriaceae, Agaricales, Agaricomycetes, asexual morph unknown, c. 50 species, type species *H. radicata* (Relhan) R.H. Petersen, worldwide, sequence data available, see Petersen and Hughes 2010 (taxonomy).

Hymenoporus Tkalčec, Mešić & Chun Y. Deng 2015, Omphalotaceae, Agaricales, Agaricomycetes, aseuxal morph unknown, one species, type species *H. paradoxus* Tkalčec, Mešić & Chun Y. Deng, saprobic, poroid hymenophore adnate to a free collarium, China, sequence data available, see Tkalčec et al. 2015 (monograph).

Hyphoderma Wallr. 1833, Hyphodermataceae, Polyporales, Agaricomycetes, asexual morph unknown, c. 20 species (genus shown to be polyphyletic, see Justo et al. 2017), type species *H. setigerum* (Fr.) Donk, basidioma corticioid, wood-rotting, widespread, see Kirk et al. 2013 (genus accepted), sequence data available, see Binder et al. 2013 (phylogeny, Polyporales), new spp. see Dhingra et al. 2009 (morphology, India), Hjortstam et al. 2009 (morphology, corticioid fungi, Kimberley region, Western Australia), Singh et al. 2010b (morphology, India), Dhingra 2012a (morphology, India), Tellería et al. 2012a (new combination, phylogeny, Canary Island), Yurchenko and Wu 2014b, c (morphology, China), Kaur et al. 2015c (morphology, India), new combinations see Nakasone 2008 (type study, *H. crustulinum*), Baltazar et al. 2016 (type study, *H. cinereoalbum*, *H. molliusculum*).

Hyphodermella J. Erikss. & Ryvarden 1976, Phanerochaetaceae, Polyporales, Agaricomycetes, asexual morph unknown, seven species, type species *H. corrugata* (Fr.) J. Erikss. & Ryvarden, worldwide, white-rot corticioid fungus, see Kirk et al. 2013 (genus accepted), sequence data available, see Telleria et al. 2010a (morphology, phylogeny, Western Mediterranean area), new spp. see Duhem and Buyck 2011d (morphology, France), Zhao et al. 2017a (phyogeny, China).

Hyphodontia J. Erikss. 1958, Schizoporaceae, Hymenochaetales, Agaricomycetes, asexual morph unknown, 86 species, type species *H. pallidula* (Bres.) J. Erikss., wood-rotting, widespread, see Kirk et al. 2013 (genus accepted), Yurchenko and Wu 2016 (key), sequence data available, new spp. see Yurchenko and Wu 2014a (China), Riebesehl et al. 2015 (La Réunion), Chen et al. 2016d, 2017a (China), Wang and Chen 2017 (China).

Hyphodontiastra Hjortstam 1999, *incertae sedis*, Polyporales, Agaricomycetes, asexual morph unknown, one species, type species *H. virgicola* Hjortstam & Melo, corticioid basidioma, wood-rotting, Brazil, sequence data unavailable, see Kirk et al. 2013 (genus accepted).

Hyphodontiella Å. Strid 1975, Clavariaceae, Agaricales, Agaricomycetes, asexual morph unknown, two species, type species *H. multiseptata* A. Strid, Nordic, see Kirk et al. 2013 (genus accepted), sequence data available, see Larsson 2007b (phylogeny).

Hypholoma (Fr.) P. Kumm. 1871, Strophariaceae, Agaricales, Agaricomycetes, asexual morph unknown, c. 45 species, type species *H. fasciculare* (Huds.) P. Kumm., saprotroph, worldwide, see Cortez and Silveira 2007 (Brazil), Antonín et al. 2009 (central Europa, new sp.), Kirk et al. 2013 (genus accepted), sequence data available, see Ramírez-Cruz et al. 2013a (phylogeny), Matheny et al. 2015 (phylogeny).

Hyphoradulum Pouzar 1987, Cyphellaceae, Agaricales, Agaricomycetes, asexual morph unknown, one species, type species *H. conspicuum* Pouzar [current name *Pseudolagarobasidium conspicuum* (Pouzar) Nakasone], Europe, sequence data unavailable, see Kirk et al. 2013 (genus accepted).

Hypochnella J. Schröt. 1888, Atheliaceae, Atheliales, Agaricomycetes, asexual morph unknown, two species, type species *H. violacea* Auersw. ex J. Schröt., Europe, see Kirk et al. 2013 (genus accepted), sequence data unavailable, new spp. see Coelho et al. 2010 (Brazil and Argentina).

Hypochniciellum Hjortstam & Ryvarden 1980, Atheliaceae, Atheliales, Agaricomycetes, asexual morph unknown, one species, type species *H. ovoideum* (Jülich) Hjortstam & Ryvarden, widespread, see Kirk et al. 2013 (genus accepted), sequence data available, see Binder et al. 2010 (phylogeny).

Hypochnicium J. Erikss. 1958, *incertae sedis*, Polyporales, Agaricomycetes, asexual morph unknown, c. 30 species (needs revision since genus shown to be polyphyletic, see Justo et al. 2017), type species *H. bombycinum* (Sommerf.) J. Erikss., corticioid basidioma, wood-rotting, widespread, see Kirk et al. 2013 (genus accepted), sequence data available, see Justo et al. 2017 (phylogeny, Polyporales), new spp. see Tellería et al. 2010b (re-evaluation, phylogeny, Bioko, Spain), Crous et al. 2013 (phylogeny, Chile), Gorjón and Hallenberg 2013 (morphology, Chile), Jang et al. 2013b (phylogeny, East Asia), Adamčík et al. 2015 (phylogeny, China), new combinations see Gorjón and Greslebin 2012 (type study, morphology, New Zealand).

Hypsizygus Singer 1947, Lyophyllaceae, Agaricales, Agaricomycetes, asexual morph unknown, three species, type species *H. tessulatus* (Bull.) Singer, worldwide, some species edible, shimeji (*H. marmoreus* (Peck) H. E. Bigelow), see Hall et al. 2003 (edible mushrooms), Dai et al. 2010b (Chinese edible mushrooms), some medical use, Bunashimeji (*H. marmoreus* (Peck) H.E. Bigelow), see Mori et al. 2008a (medical study), Kirk et al. 2013 (genus

accepted), sequence data available, see Wang et al. 2009 (species genetic study), Qiu et al. 2014 (species genetic study), Hofstetter et al. 2014 (phylogeny, Lyophyllaceae), Bellanger et al. 2015 (phylogeny).

Hysterangium Vittad. 1831, Hysterangiaceae, Hysterangiales, Agaricomycetes, asexual morph unknown, c. 54 species, type species *H. clathroides* Vittad., worldwide, see Kirk et al. 2013 (genus accepted), sequence data available see Hosaka et al. 2008 (biogeography), Brock et al. 2009 (DNA barcoding), Giachini et al. 2010 (phylogeny), Osmundson et al. 2013 (DNA barcoding), Smith et al. 2013 (phylogeny), new spp. see Guevara-Guerrero et al. 2008 (Mexico), Elliott et al. 2015 (Australia), Voglmayr and Clémençon 2016 (North America and Europe).

Ileodictyon Tul. & C. Tul. 1844, Phallaceae, Phallales, Agaricomycetes, asexual morph unknown, two species, type species *I. cibarium* Tul. & C. Tul, terrestrial, widespread (esp. southern hemisphere), see Kirk et al. 2013 (genus accepted), sequence data available, see Hosaka et al. 2006 (phylogeny, gomphoid-phalloid fungi), Giachini et al. 2010 (phylogeny Gomphales).

Imleria Vizzini 2014, Boletaceae, Boletales, Agaricomycetes, asexual morph unknown, five species, type species *I. badia* (Fr.) Vizzini, stipitate-pileate, ectomycorrhizal, Europe, North America, Asia, *I. badia* widely consumed, see Boa 2004, Bessette et al. 2017 (Eastern North America), sequence data available, see Nuhn et al. 2013, Wu et al. 2014b, 2016f (phylogeny), new spp. and combinations see Zhu et al. 2014 (Asia).

Imperator G. Koller, Assyov, Bellanger, Bertéa, Loizides, G. Marques, P.-A. Moreau, J.A. Muñoz, Oppicelli, Puddu & F. Richard 2015, Boletaceae, Boletales, Agaricomycetes, asexual morph unknown, three species, type species *I. torosus* (Fr.) Assyov, Bellanger, Bertéa, Courtec., G. Koller, Loizides, G. Marques, J.A. Muñoz, N. Oppicelli, D. Puddu, F. Rich. & P.-A. Moreau, sequence data avaiblable, see Assyov et al. 2015 (taxonomy).

Incrustocalyptella Agerer 1983, Cyphellaceae, Agaricales, Agaricomycetes, asexual morph unknown, three species, type species *I. columbiana* Agerer, Colombia, Papua New Guinea, Hawaiian, USA, Thailand, sequence data unavailable, see Kirk et al. 2013 (genus accepted).

Incrustoporia Domański 1963, Incrustoporiaceae, Polyporales, Agaricomycetes, asexual morph unknown, five species, type species *I. stellae* (Pilát) Domański, the generic limit of *Incrustoporia* is not currently settled, poroid hymenophore, wood-rotting, sequence data available, see Justo et al. 2017 (phylogeny, Polyporales), new combinations see Zmitrovich 2018a (taxonomy).

Indoporus A. Parihar, K. Das, Hembrom & Vizzini 2018, Boletaceae, Boletales, Agaricomycetes, asexual morph unknown, one species, type species *I. shoreae* A. Parihar, K. Das, Hembrom & Vizzini, epigeous, ectomycorrhizal with dipterocarps, tropical India, sequence data available, see Parihar et al. 2018b (taxonomy).

Inflatostereum D.A. Reid 1965, *incertae sedis*, Polyporales, Agaricomycetes, asexual morph unknown, two species, type species *I. glabrum* (Pat.) D.A. Reid, stipitate stereoid basidioma, smooth hymenophore, wood-rotting, widespread (America, Asia), sequence data unavailable, see Sjökvist et al. 2012 (phylogeny, stipitate stereoid fungi), Kirk et al. 2013 (genus accepted).

Infundibulicybe Harmaja 2003, *incertae sedis*, Agaricales, Agaricomycetes, asexual morph unknown, 22 species, type species *I. geotropa* (Bull.) Harmaja, worldwide, some species edible (*I. gibba* (Pers.) Kumm and *I. catinus* (Fr.) Harmaja), see Dai et al. 2010b (Chinese edible mushrooms), sequence data available, new spp. see Vizzini et al. 2011d (Italy), Zhao et al. 2016e (China).

Ingoldiella D.E. Shaw 1972, Hydnaceae, Cantharellales, Agaricomycetes, sexual morph *Sistotrema* Fr. 1821, three species, type species *I. hamata* D.E. Shaw, Australia, some species with antibacterial activity (*I. hamata*), see Sridhar 2012, sequence data unavailable.

Ingoldiomyces Vánky 1996, Tilletiaceae, Tilletiales, Exobasidiomycetes, one species, type species *I. hyalosporus* (Massee) Vánky, plant parasite (leaves) on genera *Nassella*, *Piptochaetium* and *Stipa* (Poaceae), South America, North America, see Kirk et al. 2013 (genus accepted), cultures unavailable, sequence data available, see Begerow et al. 2014, Wang et al. 2015c (taxonomy, phylogeny).

Inocutis Fiasson & Niemelä 1984, Hymenochaetaceae, Hymenochaetales, Agaricomycetes, asexual morph unknown, nine species, type species *I. rheades* (Pers.) Fiasson & Niemelä, basidioma pielate, hymenophore poroid, wood-rotting, white rot, worldwide, see Ghobad-Nejhad and Kotiranta 2008 (Iran, key), Kirk et al. 2013 (genus accepted), sequence data available, see Brazee 2015 (Northen North America), new spp. see Valenzuela et al. 2013a (México).

Inocybe (Fr.) Fr. 1863, Inocybaceae, Agaricales, Agaricomycetes, asexual morph unknown, c. 1000 species, type species *I. relicina* (Fr.) Quél., ectomycorrhizal, worldwide, see Zhao et al. 2009 (toxic compounds), Lurie et al. 2009 (poisoning case overview), Kirk et al. 2013 (genus accepted), sequence data available, see Ryberg et al. 2008 (DNA barcoding, phylogeny), Larsson et al. 2009b (monograph, section *Rimosae*), Matheny et al. 2009 (biogeography), Cripps et al. 2010 (Rocky Mountains, subgenus *Mallocybe*), Ferrari 2010 (Europe, monograph, morphology, new sp.), Matheny and Bougher 2010 (Australia, type study), Petersen et al. 2010 (Crepidotaceae, phylogeny, taxonomy), Ryberg et al. 2010 (Inocybaceae, evolution, morphology, ecology), Ferrari et al. 2014 (Europe, monograph, morphology, new sp.), Larsson et al. 2014b (phylogeny,

morphology, new combination, epitype designation), Horak et al. 2015 (Thailand, Malaysia, monograph), Latha and Manimohan 2017 (India), Ludwig 2017 (Europe, monograph, new spp.), Matheny and Bougher 2017, 2018 (monograph, Australia, new spp., keys), Horak 2018 (monograph, New Zealand, new spp.), new spp. see Marchetti and Franchi 2008 (Italy), Esteve-Raventós and Moreno 2009 (Spain), Jacobsson and Larsson 2009 (Fennoscandia), Kobayashi 2009 (Japan), Kropp and Albee-Scott 2010 (Samoan Archipelago), Kropp et al. 2010 (North America, phylogeny), Kobayashi and Onishi 2010 (Japan), Esteve-Raventos et al. 2011 (Europe), Bidaud et al. 2012 (France), Bougher et al. 2012 (Australia), Kokkonen and Vauras 2012 (phylogeny, Finland), Vauras and Larsson 2012 (Finland, Sweden), Braaten et al. 2013 (Australia, USA), Corriol and Guinberteau 2013 (France), Fan and Bau 2013 (China), Kropp et al. 2013 (USA), Matheny et al. 2013 (USA), Crous et al. 2014a (Spain), Esteve-Raventós 2014 (Spain), Fan and Bau 2014a, b (China), Wartchow et al. 2014 (Brazil), Ariyawansa et al. 2015 (Fennoscandia), Esteve-Raventós et al. 2015 (Southern Europe), Latha and Manimohan 2015 (India), Bizio et al. 2016 (Croatia), Esteve-Raventós et al. 2016 (Spain), Franchi et al. 2016a, b (Italy), Jabeen et al. 2016 (Pakistan), Latha and Manimohan 2016a, b (India), Pradeep et al. 2016b (India), Vauras and Larsson 2016b (Fennoscandia, Estonia), Vauras and Larsson 2016a (Fennoscandia), Bandini et al. 2017 (Germany), Carteret and Reumaux 2017 (France), Crous et al. 2017a (Spain), Farooqi et al. 2017 (Pakistan), La Rosa et al. 2017 (Italy), Larsson et al. 2017, 2018a (Europe), Tibpromma et al. 2017 (India), Bandini et al. 2019 (Europe), Bau and Fan 2018 (China), Bizio and Castellan 2018 (Italy), Esteve-Raventós et al. 2018 (Europe, phylogeny, new spp.), Matheny and Swenie 2018 (North America, phylogeny, new spp.), Naseer et al. 2018 (Pakistan), Ullah et al. 2018 (Pakistan), Wartchow and Sá 2018 (Brazil).

Inonotopsis Parmasto 1973, Hymenochaetaceae, Hymenochaetales, Agaricomycetes, asexual morph unknown, one species, type species *I. subiculosa* (Peck) Parmasto, wood-rotting, widespread, sequence data available, see Dai 2010b (phylogeny, Hymenochaetaceae, China).

Inonotus P. Karst. 1879, Hymenochaetaceae, Hymenochaetales, Agaricomycetes, asexual morph unknown, c. 120 species, type species *I. hispidus* (Bull.) P. Karst., wood-rotting, widespread, some species can be medicinal use, Chaga mushroom (*I. obliquus*), see Youn et al. 2008, Chen et al. 2010 (anti-tumor activities), Balandaykin and Zmitrovich 2015 (medicinal properties), key see Ghobad-Nejhad and Kotiranta 2008 (Iran), Kirk et al. 2013 (genus accepted), sequence data available, see Tian et al. 2013 (*I. linteus* complex), Zhou et al. 2016e (*I. linteus* complex), new spp. see Baltazar and Gibertoni 2010 (new combination), Cui et al. 2011c (China), Ginns 2011b (North American), Abrahao and Gugliotta 2012 (Brazil), Zhou and Qin 2012a (China), Valenzuela et al. 2013a (morphology, Mexico), Tian et al. 2013 (China), Gomes-Silva et al. 2013 (Brazil), Zhou and Wang 2015 (China), Bian et al. 2016c (China).

Insolibasidium Oberw. & Bandoni 1984, Platygloeaceae, Platygloeales, Pucciniomycetes, one species, North America, Australia, see Kirk et al. 2013 (genus accepted), sequence data available, see Matheny et al. 2007b (DNA sequences).

Intextomyces J. Erikss. & Ryvarden 1976, *incertae sedis*, *incertae sedis*, Agaricomycetes, asexual morph unknown, four species, type species *I. contiguus* (P. Karst.) J. Erikss. & Ryvarden, worldwide, sequence data unavailable, see Kirk et al. 2013 (genus accepted).

Intrapes J.F. Hennen & Figueiredo 1979, *incertae sedis*, Pucciniales, Pucciniomycetes, one species, type species *I. paliformis* J.F. Hennen & Figueiredo, biotrophic on Chrysobalanaceae (*Couepia*), terrestrial, Brazil, sequence data unavailable, see Cummins and Hiratsuka 2003 (question whether or not it is a rust), Kirk et al. 2013 (genus accepted).

Ionosporus O. Khmelnitsky 2019, Boletaceae, Boletales, Agaricomycetes, asexual morph unknown, two species, type species *I. longipes* (Massee) O. Khmelnitsky, Davoodian, Raspé, S. Lee & Halling, stipitate-pileate, ectomycorrhizal with Dipterocarpaceae and Myrtaceae, Malaysia, Singapore, Australia, DNA sequence data available, see Khmelnitsky et al. 2019 (phylogeny, taxonomy).

Irpex Fr. 1825, Irpicaceae, Polyporales, Agaricomycetes, asexual morph unknown, c. ten species, type species *I. lacteus* (Fr.) Fr., wood-rotting, widespread, see Kirk et al. 2013 (genus accepted), biotechnological application, see Novotný et al. 2000, 2009 (review, biodegradation, *I. lacteus*), García-Torreiro et al. 2016 (bioethanol production, *I. lacteus*), sequence data available, see Miettinen et al. 2016a (phylogeny, Phanerochaetaceae), Yao et al. 2017 (genome, *I. lacteus*, China), new sp. see Lee et al. 2008b (morphology, South Korea).

Irpiciporus Murrill 1905, Cerrenaceae, Polyporales, Agaricomycetes, asexual morph unknown, one species, type species *I. mollis* (Berk. & M.A. Curtis) Murrill [current name: *I. pachyodon* (Pers.) Kotl. & Pouzar], irpicoid basidioma, wood-rotting, white rot, widespread, Zmitrovich 2018a (taxonomy), sequence data available, see Floudas and Hibbett 2015 (phylogeny, *Phanerochaete*).

Irpicochaete Rick 1940, *incertae sedis*, Polyporales, Agaricomycetes, asexual morph unknown, one species, type species *I. nodulosa* Rick, irpicoid basidioma, wood-rotting, Brazil, sequence data unavailable, see Kirk et al. 2008.

Irpicodon Pouzar 1966, Amylocorticiaceae, Amylocorticiales, Agaricomycetes, asexual morph unknown, one species, type species *I. pendulus* (Alb. & Schwein.) Pouzar, Europe, see Kirk et al. 2013 (genus accepted), sequence data available, see Niemelä et al. 2007 (phylogeny).

Ischnoderma P. Karst. 1879, Ischodermataceae, Polyporales, Agaricomycetes, asexual morph unknown, ten species, type species *I. resinosum* (Schrad.) P. Karst., poroid hymenophore, wood-rotting, white rot, widespread, see Kirk et al. 2013 (genus accepted), sequence data available, see Justo et al. 2017 (phylogeny, Polyporales).

Itajahya Möller 1895, Phallaceae, Phallales, Agaricomycetes, asexual morph unknown, four species, type species *I. galericulata* Möller, worldwide (tropical, subtropical), see Kirk et al. 2013 (genus accepted), sequence data available, see Cabral et al. 2012 (reassessed), Marincowitz et al. 2015 (phylogeny).

Itersonilia Derx 1948, Mrakiaceae, Cystofilobasidiales, Tremellomycetes, sexual reproduction not observed, dikaryotic hyphae occasionally produced, asexual morphs, three species, type species *I. perplexans* Derx, plant parasite, yeast, widespread, see Kurtzman et al. 2011 (taxonomy), cultures and sequence data available, see Liu et al. 2015b (taxonomy and phylogeny), Kachalkin et al. 2019 (new spp.).

Jaapia Bres. 1911, Jaapiaceae, Jaapiales, Agaricomycetes, asexual morph unknown, two species, type species *J. argillacea* Bres., wood-saprobic, basidiomas corticioid, see Kirk et al. 2013 (genus accepted), sequence data available, see Binder et al. 2010 (phylogeny, new orders), Telleria et al. 2015 (monograph).

Jaculispora H.J. Huds. & Ingold 1960, Classiculaceae, Classiculales, Classiculomycetes, sexual morph unknown, one species, type species *J. submersa* H.J. Huds. & Ingold, presumably mycoparasitic, in aquatic habitats, Jamaica, sequence data available, see Aime et al. 2006 (phylogeny), Bauer et al. 2006 (phylogeny, simple-septate basidiomycetes), Aime et al. 2014 (phylogeny).

Jahnoporus Nuss 1980, Daryobolaceae, Polyporales, Agaricomycetes, asexual morph unknown, four species, type specie *J. hirtus* (Cooke) Nuss, on soil, worldwide, see Kirk et al. 2013 (genus accepted), sequence data available, see Spirin et al. 2015c (phylogeny, new spp.).

Jamesdicksonia Thirum., Pavgi & Payak 1961, Georgefischeriaceae, Georgefischeriales, Exobasidiomycetes, 20 species, type species *J. obesa* (Syd. & P. Syd.) Thirum., Pavgi & Payak, plant parasites (leaves, stems) on Cyperaceae and Poaceae, widespread, saprobic yeast states on plants, see Kirk et al. 2013 (genus accepted), cultures available, sequence data available, see Bauer et al. 2001b, Begerow et al. 2014 (taxonomy).

Jaminaea Sipiczki & Kajdacsi ex T. Kij. & Aime 2017, *incertae sedis*, Microstromatales, Exobasidiomycetes, four species, type species *J. angkorensis* Sipiczki & Kajdacsi ex Kijporn. & Aime, known only from saprobic states, plant material, widespread, cultures available, sequence data available, see Begerow et al. 2014, Wang et al. 2015c (phylogenetic classification of yeasts, Ustilaginomycotina), Kijpornyongpan and Aime 2017 (validation), new spp. see Nasr et al. 2017 (Iran).

Janauaria Singer 1986, Agaricaceae, Agaricales, Agaricomycetes, asexual morph unknown, one species, type species *J. amazonica* Singer, Brazil, sequence data unavailable, see Kirk et al. 2013 (genus accepted).

Japonogaster Kobayasi 1989, Agaricaceae, Agaricales, Agaricomycetes, asexual morph unknown, one species, type species *J. oohashianus* Kobayasi, Japan, a monstrosity of *Lycoperdon*, sequence data unavailable, see Kirk et al. 2013 (genus accepted).

Jianyunia Q.M. Wang, F.Y. Bai, M. Groenew. & Boekhout 2015, *incertae sedis*, Agaricostilbales, Agaricostilbomycetes, sexual morph unknown, one species, type species *J. sakaguchii* (Sugita, M. Takash., Hamam. & Nakase) Q.M. Wang, F.Y. Bai, M. Groenew. & Boekhout, yeast, plant material, Japan, cultures and sequence data available, see Wang et al. 2015e (taxonomy and phylogeny).

Jimtrappea T.W. Henkel & M.E. Sm. & Aime 2015, Boletaceae, Boletales, Agaricomycetes, asexual morph unknown, one species, type species *C. guyanensis* T.W. Henkel, M.E. Sm. & Aime, sequestrate, ectomycorrhizal, South America, sequence data available, see Smith et al. 2015 (phylogeny, taxonomy).

Joerstadia Gjaerum & Cummins 1982, Phragmidiaceae, Pucciniales, Pucciniomycetes, four species, type species *J. alchemillae* (Bacc.) Gjaerum & Cummins, asexual morph unknown, biotrophic on *Alchemilla* (Rosaceae), terrestrial, East Africa, sequence data unavailable, see Kirk et al. 2013 (genus accepted).

Jola Möller 1895, Eocronartiaceae, Platygloeales, Pucciniomycetes, one species, type species *J. hookeriarum* Möller, worldwide, sequence data available, see Henk and Vilgalys 2007 (phylogeny), Kirk et al. 2013 (genus accepted).

Johncouchia S. Hughes & Cavalc. 1983, Septobasidiaceae, Septobasidiales, Pucciniomycetes, one species, type species *J. mangiferae* (Bat.) S. Hughes & Cavalc., worldwide, see Kirk et al. 2013 (genus accepted).

Junghuhnia Corda 1842, Steccherinaceae, Polyporales, Agaricomycetes, asexual morph unknown, c. 35 species, type species *J. crustacea* (Jungh.) Ryvarden, poroid hymenophore, wood-rotting, white rot, cosmopolitan, see Kirk et al. 2013 (genus accepted), sequence data available, see Miettinen et al. 2012 (phylogeny), new spp. see Yuan and Dai 2008b, c (morphology, China), Ryvarden and Iturriaga 2010 (morphology, Venezuela), Yuan 2011

(morphology, tropical China), Yuan and Dai 2012 (morphology, China), Yuan et al. 2012 (morphology, China), Ryvarden 2018a (morphology, Tanzania), new combinations, see Ryvarden 2014 (morphology, tropical America), Ryvarden 2015d (morphology).

Kalmanozyma Q.M. Wang, F.Y. Bai, Begerow & Boekhout 2015, Ustilaginaceae, Ustilaginales, Ustilaginomycetes, three species, type species *K. brasiliensis* (J.V.C. Oliveira, T.A. Borges, R.A.C. Santos, L.F.D. Freitas, C.A. Rosa, G.H. Goldman & D.M. Riano-Pachon) Q.M. Wang, F.Y. Bai, Begerow & Boekhout, known only from saprobic states, widespread, cultures available, sequence data available, see Wang et al. 2015c (taxonomy, phylogeny).

Kauffmania Örstadius & E. Larss. 2015, Psathyrellaceae, Agaricales, Agaricomycetes, asexual morph unknown, one species, type species *K. larga* (Kauffman) Örstadius & E. Larss., Denmark, Finland, Germany, Iceland, Norway, Sweden, North America, sequence data available, see Örstadius et al. 2015 (taxonomy).

Kavinia Pilát 1938, Lentariaceae, Gomphales, Agaricomycetes, asexual morph unknown, four species, type species *K. sajanensis* (Pilát) Pilát, wood-decaying, southern India, Reunion Island in the pacific, Marie Galante Island in the Caribe, America, see Kirk et al. 2013 (genus accepted), sequence data available, see Larsson et al. 2004 (phylogenetic), new spp. see Robledo and Urcelay 2017 (South America).

Kernella Thirum. 1949 (= *Kernia* Thirum. 1946), Pucciniaceae, Pucciniales, Pucciniomycetes, one species (& one variety), type species *K. lauricola* (Thirum.) Thirum., biotrophic on Lauraceae, terrestrial, China, India, sequence data unavailable, see Kirk et al. 2013 (genus accepted).

Kernkampella Rajendren 1970, Raveneliaceae, Pucciniales, Pucciniomycetes, eight species, type species *K. breyniae-patentis* (Mundk. & Thirum.) Rajendren, biotrophic on Euphorbiaceae, terrestrial, Costa Rica, Nigeria, China, India, Japan, sequence data available, see McTaggart et al. 2015 (phylogeny).

Kimuromyces Dianese, L.T.P. Santos, R.B. Medeiros & Furlan. 1995, Uropyxidaceae, Pucciniales, Pucciniomycetes, one species, type species *K. cerradensis* Dianese, L.T.P. Santos, R.B. Medeiros & Furlan., asexual morph *Calidion*-type, biotrophic on *Astronium* (Anacardiaceae), terrestrial, Brazil, sequence data unavailable, see Kirk et al. 2013 (genus accepted).

Kjeldsenia W. Colgan, Castellano & Bougher 1995, Claustulaceae, Phallales, Agaricomycetes, asexual morph unknown, one species, type species *K. aureispora* W. Colgan, Castellano & Bougher, terrestrial, America, see Kirk et al. 2013 (genus accepted), sequence data available, see Hosaka et al. 2006 (phylogeny gomphoid-phalloid fungi).

Kobayasia S. Imai & A. Kawam. 1958, Phallaceae, Phallales, Agaricomycetes, asexual morph unknown, one species, type species *K. nipponica* (Kobayasi) S. Imai & A. Kawam, terrestrial, Japan, see Kirk et al. 2013 (genus accepted), sequence data available, see Hosaka et al. 2006 (phylogeny, gomphoid-phalloid fungi).

Kockovaella Nakase, I. Banno & Y. Yamada 1991, Cuniculitremaceae, Tremellales, Tremellomycetes, sexual morph unknown, 19 species, type species *K. thailandica* Nakase, I. Banno & Y. Yamada, yeast, widespread, see Kurtzman et al. 2011 (taxonomy), cultures and sequence data available, see Liu et al. 2015b (taxonomy and phylogeny).

Kombocles Castellano, T.W. Henkel & Dentinger 2016, Boletaceae, Boletales, Agaricomycetes, asexual morph unknown, one species, type species *K. bakaiana* Castellano, T.W. Henkel & Dentinger, sequestrate, ectomycorrhizal, Africa, sequence data available, see Castellano et al. 2016 (taxonomy).

Kondoa Y. Yamada, Nakagawa & I. Banno 1989, Kondoacea, Agaricostilbales, Agaricostilbomycetes, sexual and asexual morphs known, ten species, type species *K. malvinella* (Fell & I.L. Hunter) Y. Yamada, Nakagawa & I. Banno, yeast, plant material, worldwide, see Kurtzman et al. 2011 (taxonomy), cultures and sequence data available, see Wang et al. 2015d, e (taxonomy and phylogeny), new spp. see Liu et al. 2018d, Fotedar et al. 2019.

Kordyana Racib. 1900, Brachybasidiaceae, Exobasidiales, Exobasidiomycetes, eight species, type species *K. tradescantiae* (Pat.) Racib., plant parasites (leaves) on Commelinaceae, Southeast Asia, South America, see Kirk et al. 2013 (genus accepted), cultures unavailable, sequence data available, see Begerow et al. 2002, 2014, Wang et al. 2015c (phylogenetic classification of yeasts, Pucciniomycotina).

Korupella Hjortstam & P. Roberts 2000, *incertae sedis*, *incertae sedis*, Agaricomycetes, asexual morph unknown, one species, type species *K. denticulata* P. Roberts & Hjortstam, Cameroon, sequence data unavailable, see Kirk et al. 2008.

Krasilnikovozyma X.Z. Liu, F.Y. Bai, M. Groenew. & Boekhout 2015, Mrakiaceae, Cystofilobasidiales, Tremellomycetes, sexual and asexual morphs known, three species, type species *K. huempii* (C. Ramírez & A. E. González) X.Z. Liu, F.Y. Bai, M. Groenew. & Boekhout, yeast, worldwide, cultures and sequence data available, see Liu et al. 2015b (taxonomy, phylogney), Kachalkin et al. 2019 (new spp.).

Kriegeria Bres. 1891 (= *Xenogloea* Syd. & P. Syd. 1919, = *Zymoxenogloea* D.J. McLaughlin & Doublés 1992), Kriegeriaceae, Kriegeriales, Microbotryomycetes, sexual and asexual morphs known, one species, type species *K. eriophori* Bres., yeast, plant parasite (Cyperaceae),

worldwide, see Kurtzman et al. 2011 (taxonomy), cultures and sequence data available, see Toome et al. 2013, Wang et al. 2015e (taxonomy and phylogeny).

Krieglsteinera Pouzar 1987, Heterogastridiaceae, Heterogastridiales, Microbotryomycetes, one species, type species *K. lasiosphaeriae* Pouzar, Europe, sequence data unavailable, see Kirk et al. 2013 (genus accepted).

Kryptastrina Oberw. 1990, *incertae sedis*, *incertae sedis*, Pucciniomycotina, asexual morph unknown, one species, type species *K. inclusa* Oberw., Colombia, sequence data unavailable, see Kirk et al. 2013 (genus accepted).

Kuehneola Magnus 1898 (= *Spirechina* Arthur 1907), Phragmidiaceae, Pucciniales, Pucciniomycetes, 22 species, type species *K. albida* (J.G. Kühn) Magnus, asexual morph, biotrophic on Anacardiaceae, Celastraceae, Malvaceae, Rosaceae, Verbenaceae, Vitaceae, terrestrial, widespread, new spp. see Ono 2013a, 2015a.

Kuntzeomyces Henn. ex Sacc. & P. Syd. 1899, Anthracoideaceae, Ustilaginales, Ustilaginomycetes, two species, type species *K. ustilaginoideus* (Henn.) Sacc., parasite (flowers) on *Rhynchospora* spp. (Cyperaceae), South America, cultures unavailable, sequence data unavailable, see Kirk et al. 2013 (genus accepted), Begerow et al. 2014 (taxonomy).

Kurtia Karasiński 2014, *incertae sedis*, Hymenochaetales, Agaricomycetes, asexual morph unknown, three species, type species *K. argillacea* (Bres.) Karasiński, ericoid mycorrhizal fungus, temperate, boreal forests of Europe, Asia and Northern America, sequence data available, see Kolařík and Vohník 2018 (phylogeny, monograph).

Kurtzmanomyces Y. Yamada, Itoh, H. Kawas., I. Banno & Nakase 1989, Chionosphaeraceae, Agaricostilbales, Agaricostilbomycetes, sexual morph unknown, four species, type species *K. nectairei* (Rodr. Mir.) Y. Yamada, Itoh, H. Kawas., I. Banno & Nakase, yeast, worldwide, see Kurtzman et al. 2011 (taxonomy), cultures and sequence data available, see Wang et al. 2015d, e (taxonomy and phylogeny).

Kusaghiporia J. Hussein, S. Tibell & Tibuhwa 2018, Laetiporaceae, Polyporales, Agaricomycetes, asexual morph unknown, one species, type species *K. usambarensis* J. Hussein, S. Tibell & Tibuhwa, wood-rotting, brown rot, Tanzania, sequence data available, see Hussein et al. 2018 (phylogeny, taxonomy).

Kweilingia Teng 1940 (= *Dasturella* Mundk. & Khesw. 1943, *Tunicopsora* Suj. Singh & P.C. Pandey 1971), Phakopsoraceae, Pucciniales, Pucciniomycetes, four species, type species *K. bambusae* (Teng) Teng, asexual morph, biotrophic on Poaceae, Costaceae, terrestrial, circumglobal in tropics, sequence data available, see Aime et al. 2018a (evolution, phylogeny).

Kwoniella Statzell-Tallman & Fell 2008, Cryptococcaceae, Tremellales, Tremellomycetes, sexual and asexual morphs known, 14 species, type species *K. mangroviensis* Statzell-Tallman, Belloch & Fell, yeast, plant material, worldwide, see Kurtzman et al. 2011 (taxonomy), cultures and sequence data available, see Liu et al. 2015b (emendation, taxonomy and phylogeny), Kachalkin et al. 2019 (phylogeny and new spp.)

Laccaria Berk. & Broome 1883, Hydnangiaceae, Agaricales, Agaricomycetes, asexual morph unknown, c. 85 species, type species *L. laccata* (Scop.) Cooke, worldwide, ectomycorrhizal, some species edible (*L. amethystina* Cooke), see Dai et al. 2010b (Chinese edible mushrooms), Kirk et al. 2013 (genus accepted), Melgar et al. 2014 (edible mushrooms), Sheedy et al. 2015 (population genetic structure), sequence data available, see Martin et al. 2008 (genome), Sheedy et al. 2013 (Australia, phylogeny), Wilson et al. 2017 (evolution), new spp. see Wilson et al. 2013 (China), Popa et al. 2014, 2016 (China, Panama), Montoya et al. 2015 (Mexico), Luo et al. 2016 (China), Cho et al. 2018 (South Korea).

Laccariopsis Vizzini 2013, Physalacriaceae, Agaricales, Agaricomycetes, asexual morph unknown, one species, type species *L. mediterraneus* (Pacioni & Lalli) Vizzini, worldwide, terrestrial, gregarious, sequence data available, see Vizzini et al. 2013a (taxonomy).

Laccocephalum McAlpine & Tepper 1895, Polyporaceae, Polyporales, Agaricomycetes, asexual morph unknown, five species, type species *L. basilapidoides* McAlpine & Tepper, stipitate basidioma, poroid hymenophore, terrestrial, brown rot, sclerotium-forming, some species edible, medicinal use, see Zhou et al. 2010 (anthelmintic activity, *L. mylittae* (Cooke & Massee) Núñez & Ryvarden), Australia, sequence data unavailable, see Kirk et al. 2013 (genus accepted).

Lachnella Fr. 1836, Niaceae, Agaricales, Agaricomycetes, asexual morph unknown, six species, type species *L. alboviolascens* (Alb. & Schwein.) Fr., worldwide, see Kirk et al. 2013 (genus accepted), sequence data available, see Bodensteiner et al. 2004 (phylogeny, cyphelloid homobasidiomycetes), Matheny et al. 2006 (phylogeny), Garnica et al. 2007 (agarics, phylogeny, basidiospore ultrastructure).

Lachnocladium Lév. 1846, Peniophoraceae, Russulales, Agaricomycetes, asexual morph unknown, c. 40 species, type species *L. brasiliense* (Lév.) Pat., worldwide, wood-decaying, see Kirk et al. 2013 (genus accepted), sequence data available, see Larsson and Larsson 2003 (phylogeny).

Lacrymaria Pat. 1887, Psathyrellaceae, Agaricales, Agaricomycetes, asexual morph unknown, 14 species, type species *L. lacrymabunda* (Bull.) Pat., worldwide, see Kirk et al. 2013 (genus accepted), sequence data available, see Walther et al. 2005 (phylogeny), Matheny et al. 2006 (phylogeny), Larsson and Örstadius 2008 (phylogeny),

Padamsee et al. 2008 (phylogeny), Nagy et al. 2009, 2010b (phylogeny), Dentinger et al. 2011 (DNA barcode).

Lactarius Pers. 1797, Russulaceae, Russulales, Agaricomycetes, asexual morph unknown, agaricoid to secotioid-gasteroid, c. 450 species accepted, c. 1000 species estimated, conserved type species *L. torminosus* (Schaeff.) Pers., three large subgenera, ectomycorrhizal, worldwide but with main distribution in boreal and temperate regions, some poisonous, also some commercially important edible species (Wang 2000; Wang and Liu 2002; Wang et al. 2015h), sequence data available, see Eberhardt and Verbeken 2004, Nuytinck and Verbeken 2007, Nuytinck et al. 2007, Geml et al. 2009, He et al. 2011a, Stubbe and Verbeken 2012, Verbeken et al. 2014, Wisitrassameewong et al. 2016, Vidal et al. 2019 (phylogeny), new spp. see Montoya et al. 2012a (Neotropics), Stubbe et al. 2012b (Australia), Verbeken et al. 2014 (Asia), Nuytinck and Ammirati 2014 (North America), Lee et al. 2015 (South Korea), Liu et al. 2015a (Asia), Wisitrassameewong et al. 2014a, b, 2015, 2016 (Asia), Wang et al. 2015h (Asia), Wang 2016, 2017, 2018 (Asia), Buyck et al. 2017 (Asia), Das et al. 2017c (Asia), Nuytinck et al. 2017 (North America), Shi et al. 2018 (Asia), Wang et al. 2018c, 2018e (Asia), Lee et al. 2019 (Asia), Uniyal et al. 2018 (Asia), Paloi and Acharya 2019 (Asia), other literature see Heilmann-Clausen et al. 1998 (Europe), Basso 1999 (Europe), Verbeken et al. 2018 (Europe), Buyck et al. 2008a (phylogeny), Geml et al. 2009 (Alaska, boreal and arctic spp.), Buyck et al. 2010 (nomenclature), Verbeken and Walleyn 2010 (Africa, monograph), Nuytinck et al. 2010 (Europe and North America), Verbeken et al. 2010 (Australasia), Rochet et al. 2011 (Europe), Geml et al. 2012b (Arctic, phylogeny, biogeography), Stubbe and Verbeken 2012 (taxonomy), Garay-Serrano et al. 2012 (Neotropics), Verbeken and Nuytinck 2013 (taxonomy), Lee et al. 2018 (Asia, new records), Looney et al. 2018 (genomes), Li et al. 2019c (mitochondrial genomes).

Lactifluus (Pers.) Roussel 1806 (= *Pleurogala* Redhead & Norvell 1993), Russulaceae, Russulales, Agaricomycetes, asexual morph unknown, 207 species accepted, 530 species estimated, type species *L. volemus* (Fr.:Fr.) Kuntze, four subgenera, 19 sections (De Crop et al. 2017), agaricoid, some pleurotoid, ectomycorrhizal with angiosperms and gymnosperms, worldwide (main distribution in the tropics), some species edible, commercially important edible species see Boa 2004, Lincoff 2010, Sharp 2011, 2014, Njouonkou et al. 2016, sequence data available, see Buyck et al. 2008, De Crop et al. 2017 (multigene phylogenies), new spp. see Van de Putte et al. 2009 (Afrotropics), Van de Putte et al. 2010 (Aisa), Wang et al. 2012, 2015 (Asia), De Crop et al. 2012, 2016 (Afrotropics), Miller et al. 2012 (America), Van de Putte et al. 2012 (Asia), Stubbe et al. 2012a (Asia), Morozova et al. 2013 (Asia), Sá et al. 2013, Sá and Wartchow 2013 (America), Wartchow et al. 2013 (Neotropics), Maba et al. 2014, 2015a, b (West Africa), Verbeken et al. 2014 (Asia), Latha et al. 2016c (Asia), Li et al. 2016b (Asia), Uniyal et al. 2016 (Asia),Van de Putte et al. 2016 (Western Palearctic), Zhang et al. 2016 (Asia), Delgat et al. 2017 (Afrotropics), Song et al. 2017, 2018d (Asia), Das et al. 2017d (Asia), Hyde et al. 2017b (Asia), Crous et al. 2017b (Neotropics), De Lange et al. 2018 (Afrotropics), De Crop et al. 2018 (Asia, pleurotoid), Liu et al. 2018 (Asia), De Crop et al. 2019 (Afrotropics), Dierickx et al. 2019 (Asia and Australasia), Phookamsak et al. 2019 (Asia), other literature see Buyck et al. 2010 (nomenclature), Verbeken and Walleyn 2010 (Afrotropics, monograph), Verbeken et al. 2011, 2012 (recombinations), Stubbe et al. 2012a (recombinations), Verbeken and Nuytinck 2013 (taxonomy), De Crop et al. 2014 (phylogeny), Lee et al. 2018 (Asia, new records).

Lactocollybia Singer 1939, *incertae sedis*, Agaricales, Agaricomycetes, asexual morph unknown, 20 species, type species *L. lacrimosa* (R. Heim) Singer, Saprobic, worldwide, see Kirk et al. (genus accepted), sequence data available, new spp. see Hosen et al. 2016a (China).

Laeticutis Audet 2010, *incertae sedis*, Russulales, Agaricomycetes, asexual morph unknown, one species, type species *L. cristata* (Schaeff.) Audet, wood-decaying, Europe, sequence data available, see Audet 2010 (taxonomy).

Laetifomes T. Hatt. 2001, *incertae sedis*, Polyporales, Agaricomycetes, asexual morph unknown, one species, type species *L. flammans* (Corner) T. Hatt., perennial basidioma, poroid hymenophore, wood-rotting, Solomon Islands, sequence data unavailable, see Kirk et al. 2008.

Laetiporus Murrill 1904, Laetiporaceae, Polyporales, Agaricomycetes, asexual morph unknown, 15 species, type species *L. speciosus* Battarra ex Murrill [current name: *L. sulphureus* (Bull.) Murrill], poroid hymenophore, wood-rotting, brown rot, widespread, see Kirk et al. 2013 (genus accepted), some species edible, medicinal use, see Grienke et al. 2014 (review, *L. sulphureus*), sequence data available, see Nagy et al. 2015 (genome, *L. sulphureus*), Song and Cui 2017 (phylogeny, historical biogeography), new spp. see Tomsovský and Jankovský 2008 (phylogeny, Europe), Ota et al. 2009 (phylogeny, Japan), Banik et al. 2012 (phylogeny, Caribean basin), Song et al. 2014b (phylogeny, China), Pires et al. 2016 (phylogeny, Brazil), Song et al. 2018b (phylogeny, China).

Laetisaria Burds. 1979, (= *Limonomyces* Stalpers & Loer. 1982), Corticiaceae, Corticiales, Agaricomycetes, asexual morph known (bulbil-forming), seven species, type species *L. fuciformis* (Berk.) Burds., grass parasite, lichenicolous, or lignicolous, widespread, see Kirk et al. 2013 (genus accepted), sequence data available, new spp. see Diederich et al. 2011 (Luxembourg), Diederich et al. 2018a (phylogeny).

Lagarobasidium Jülich 1974, Schizoporaceae, Hymenochaetales, Agaricomycetes, asexual morph unknown, five species, type species *L. pruinosum* (Bres.) Jülich, wood-rotting and lichenicolous, Europe, sequence data available, new spp. see Dueñas et al. 2009 (Azores Islands).

Lamelloclavaria Birkebak & Adamčík 2016, Clavariaceae, Agaricales, Agaricomycetes, asexual morph unknown, one species, type species *L. petersenii* Adamčík & Birkebak, Finland, sequence data available, see Birkebak et al. 2016 (Clavariaceae, phylogeny, taxonomy).

Lamelloporus Ryvarden 1987, Steccherinaceae, Polyporales, Agaricomycetes, asexual morph unknown, one species, type species *L. americanus* Ryvarden, hymenophore concentrically lamellate, wood-rotting, neotropical, see Salvador-Montoya et al. 2012 (morphology, distribution, new record, Peru), Kirk et al. 2013 (genus accepted), Zmitrovich 2018a (taxonomy), sequence data available, see Miettinen et al. 2012 (phylogeny).

Langdonia McTaggart & R.G. Shivas 2012, Ustilaginaceae, Ustilaginales, Ustilaginomycetes, eight species, type species *L. fraseriana* (Syd.) McTaggart & R.G. Shivas, parasite (ovaries) on *Aristida* and *Stipagrostis* (Poaceae), Australia, Bolivia, Thailand, saprobic yeast states on plants, cultures available, sequence data available, see Wang et al. 2015c (taxonomy, phylogeny).

Lanmaoa G. Wu, Zhu L. Yang & Halling 2015, Boletaceae, Boletales, Agaricomycetes, asexual morph unknown, seven species, type species *L. asiatica* G. Wu & Zhu L. Yang, stipitate-pileate, ectomycorrhizal, North America, Asia, Central America, some species edible (*L. asiatica* G. Wu & Zhu L. Yang), sequence data available, see Wu et al. 2016e, f (new genus, Boletaceae, phylogeny), new sp. see Chai et al. 2018 (China).

Laricifomes Kotl. & Pouzar 1957, Fomitopsidaceae, Polyporales, Agaricomycetes, asexual morph unknown, one species, type species *L. officinalis* (Vill.) Kotl. & Pouzar, perennial basidioma, poroid hymenophore, wood-rotting, brown rot, widespread (North America, Eurasia), ethnomycological use, see Blanchette et al. 1992 (spirit figures, North America), medicinal use, see Grienke et al. 2014 (review), sequence data available, see Han et al. 2016a (phylogeny, *Fomitopsis s. l.*).

Larssoniporia Y.C. Dai, Jia J. Chen & B.K. Cui 2015, Echinodontiaceae, Russulales, Agaricomycetes, asexual morph unknown, two species, type species *L. tropicalis* (Cooke) Y.C. Dai, Jia J. Chen & B.K. Cui, wood-decaying, Asia, sequence data available, see Chen et al. 2016b (phylogeny).

Laternea Turpin 1822, Phallaceae, Phallales, Agaricomycetes, asexual morph unknown, two species, type species *L. triscapa* Turpin, America, see Kirk et al. 2013 (genus accepted), sequence data available, see Hosaka et al. 2006 (phylogeny, gomphoid-phalloid fungi).

Laurilia Pouzar 1959, Bondarzewiaceae, Russulales, Agaricomycetes, asexual morph unknown, two species, type species *L. sulcata* (Burt) Pouzar, wood-decaying, Europe, see Kirk et al. 2013 (genus accepted), sequence data available, see Larsson and Larsson 2003 (phylogeny).

Lauriliella Nakasone & S.H. He 2017, Bondarzewiaceae, Russulales, Agaricomycetes, asexual morph unknown, two species, type species *L. taxodii* (Lentz & H.H. McKay) S.H. He & Nakasone, wood-rotting, associated with white stringy rot to brown powdery rot in pockets, often associated with living trees of Cupressaceae, sequence data available, see Liu et al. 2017e (phylogeny, *Echinodontium*).

Laurobasidium Jülich 1982, Laurobasidiaceae, Exobasidiales, Exobasidiomycetes, two species, plant parasites (stem, trunk) on *Laurus* and *Cinnamomum* (Lauraceae), Canary Islands, Madeira and Thailand, cultures unavailable, see Kirk et al. 2013 (genus accepted), sequence data available, see Begerow et al. 2002, 2014 (taxonomy), Wang et al. 2015c (taxonomy, phylogeny), Kakishima et al. 2017a (new combination), Somrithipol et al. 2018 (phylogeny, new family).

Lawreymyces Lücking & Moncada 2017, Corticiaceae, Corticiales, Agaricomycetes, asexual morph unknown, seven species, type species *L. palicei* Lücking & Moncada, lichenicolous, occurring on lichens of the family Verrucariaceae, known specifically from the genera *Agonimia* and *Normandina*, sequence data available, see Lücking and Moncada 2017 (taxonomy, voucherless fungi, phylogeny).

Lawrynomyces Karasiński 2013, *incertae sedis*, Hymenochaetales, Agaricomycetes, asexual morph unknown, one species, type species *L. capitatus* (J. Eriksson & Å. Strid) Karasiński, is introduced to accommodate *Hyphoderma capitatum*, wood-rotting, growing on decayed coniferous wood, Europe, see Karasinski 2013 (taxonomy), sequence data unavailable.

Laxitextum Lentz 1956, Hericiaceae, Russulales, Agaricomycetes, asexual morph unknown, three species, type species *L. bicolor* (Pers.) Lentz, wood-decaying, worldwide, see Kirk et al. 2013 (genus accepted), Mudalungu et al. 2016 (natural products), sequence data available, see Larsson and Hallenberg 2001 (*Gloeocystidiellum porosum-clavuligerum* complex), Larsson et al. 2004 (phylogeny, corticioid homobasidiomycetes).

Lecanocybe Desjardin & E. Horak 1999, *incertae sedis*, Agaricales, Agaricomycetes, asexual morph unknown, one species, type species *L. lateralis* Desjardin & E. Horak, on senescent leaves of yellow ginger or banana, Java, Hawaii, sequence data unavailable, see Kirk et al. 2013 (genus accepted).

Leccinellum Bresinsky & Manfr. Binder 2003, Boletaceae, Boletales, Agaricomycetes, asexual morph unknown, 17 species, type species *L. nigrescens* (Singer) Bresinsky & Manfr. Binder, stipitate-pileate, ectomycorrhizal, worldwide (north temperate, except Australia), sequence data available, see Nuhn et al. 2013 (phylogeny, Boletineae), new spp. see Kuo et al. 2013 (North America), Li et al. 2016a (China), Wu et al. 2016f (China).

Leccinum Gray 1821, Boletaceae, Boletales, Agaricomycetes, asexual morph unknown, c. 130 species, type species *L. aurantiacum* (Bull.) Gray, stipitate-pileate, ectomycorrhizal, worldwide, some species edible, see Boa 2004 (edible mushrooms), Kirk et al. 2013 (genus accepted), Bessette et al. 2017 (Eastern North America), sequence data available, new spp. see Li et al. 2016b (India), new combinations see Horak 2011.

Leifiporia Y.C. Dai, F. Wu & C.L. Zhao 2016, Polyporaceae, Polyporales, Agaricomycetes, asexual morph unknown, two species, type species *L. rhizomorpha* Y.C. Dai, F. Wu & C.L. Zhao, wood-rotting, sequence data available, see Zhao et al. 2016a (new genus, new species, new combinations), Zmitrovich 2018a (taxonomy).

Lentaria Corner 1950, Lentariaceae, Gomphales, Agaricomycetes, asexual morph unknown, 19 species, type species *L. surculus* (Berk.) Corner, lignicolous, widespread, see Kirk et al. 2013 (genus accepted), sequence data available, see Garnica et al. 2007, new spp. see Liu et al. 2017d (China, monograph, key).

Lentinellus P. Karst. 1879, Auriscalpiaceae, Russulales, Agaricomycetes, asexual morph unknown, c. 30 species, type species *L. cochleatus* (Pers.) P. Karst., wood-decaying, worldwide, see Kirk et al. 2013 (genus accepted), sequence data available, see Larsson and Larsson 2003 (phylogeny), new spp. see Liu and Bau 2011a, 2011b (Chinese records).

Lentinula Earle 1909, Omphalotaceae, Agaricales, Agaricomycetes, asexual morph unknown, eight species, type species *L. boryana* (Berk. & Mont.) Pegler, worldwide, wood-decaying, some species edible, shiitake mushroom (*L. edodes* (Berk.) Pegler), see Dai et al. 2010b (Chinese edible mushrooms), Zmitrovich 2010, Zmitrovich and Kovalenko 2016 (medicinal, phylogeny), Sanuma et al. 2016 (edible mushrooms, Brazil), Kirk et al. 2013 (genus accepted), sequence data available, see Capelari et al. 2010a (Brazil), Grand et al. 2011 (phylogeny), Avin et al. 2012 (phylogeny, edible mushrooms), Sharma et al. 2015 (India, monograph), Chen et al. 2016f (genome), Xiang et al. 2016 (China, population genetic diversity), Yang et al. 2017a (mitochondrial genome).

Lentinus Fr. 1825, Polyporaceae, Polyporales, Agaricomycetes, asexual morph unknown, 55 species, type species *L. crinitus* (L.) Fr., stipitate basidioma, lamellate or poroid hymenophore, wood-rotting, white rot, widespread (esp. subtropical), some species edible (*L. cyathiformis* (Schaeff.) Bres.), see Dai et al. 2010b (edible mushrooms, China), Sanuma et al. 2016 (edible mushrooms, Brazil), some species medicinal use (*L. lepideus* (Fr.) Fr.), see Dai and Yang 2008 (medicinal mushrooms, China), Bisen et al. 2010 (pharmacological activities), Kirk et al. 2013 (genus accepted), sequence data available, see Krüger et al. 2008 ('*Polyporellus*' group, phylogeny), Grand et al. 2011 (phylogeny), Seelan et al. 2015 (phylogeny), Sharma et al. 2015 (India, phylogeny), Zmitrovich and Kovalenko 2016 (phylogeny), new spp. see Zmitrovich 2010 (new combination), Karunarathna et al. 2012 (Thailand), Senthilarasu and Singh 2013b (India), Njouonkou et al. 2013 (Africa), new combinations, see Zmitrovich 2010 (nomenclature), Zmitrovich and Kovalenko 2016 (phylogeny).

Lentoporia Audet 2017, Fomitopsidaceae, Polyporales, Agaricomycetes, asexual morph unknown, one species, type species *L. carbonica* (Overh.) Audet, wood-rotting, sequence data available, see Ortiz-Santana et al. 2013 (phylogeny).

Lenzitopsis Malençon & Bertault 1963, Thelephoraceae, Thelephorales, Agaricomycetes, asexual morph unknown, two species, type species *L. oxycedri* Malençon & Bertault, worldwide, wood decaying, see Kirk et al. 2013 (genus accepted), sequence data available, see Zhou and Kõljalg 2013 (phylogeny, new sp.).

Lepidomyces Jülich, 1979, Pterulaceae, Agaricales, Agaricomycetes, asexual morph unknown, two species, type species *L. subcalceus* (Litsch.) Jülich, sequence data unavailable, see Larsson 2007b (taxonomy).

Lepidostroma Mägd. & S. Winkl. 1967, Lepidostromataceae, Lepidostromatales, Agaricomycetes, asexual morph unknown, four species, type species *L. terricolens* Mägd. & S. Winkl. [current name: *L. calocerum* (G.W.Martin) Oberw.], tropics of Africa and the Americas, lichenized, see Kirk et al. 2013 (genus accepted), sequence data available, see Hodkinson et al. 2012, 2014 (new order, new spp., phylogeny), Liu et al. 2017a (phylogeny).

Lepiota (Pers.) Gray 1821 (= *Amogaster* Castellano 1995 *fide* Ge and Smith 2013; = *Cryptolepiota* Kropp & Trappe 2012; = *Cribrospora* Pacioni & P. Fantini 2000 *fide* Vidal et al. 2015), Agaricaceae, Agaricales, Agaricomycetes, asexual morph unknown, c. 450 species, type species *L. clypeolaria* (Bull.) P. Kumm., agaricoid, sequestrate, worldwide, terrestrial and saprotrophic, see Kirk et al. 2013 (genus accepted), sequence data available, Liang et al. 2009 (*L. cristata*), Sysouphanthong et al. 2011, 2012, 2013a (East Asia), Lebel and Vellinga 2013 (Australia, sequestrate taxa), Vidal et al. 2015 (Europe, sequestrate taxa), Liang 2016 (China, phylogeny), new spp. see Arun Kumar and Manimohan 2009b (India), Vellinga 2010a (USA), Liang and Yang 2011 (China), Vidal et al. 2015 (Europe, sequestrate spp.), Liang et al. 2012 (China),

Liang and Yang 2013 (China), Kumari et al. 2013c (India), Vizzini et al. 2014 (Italy), Caballero et al. 2015 (Spain), Justo et al. 2015a (Dominican Republic), Qasim et al. 2015a, 2016 (Pakistan).

Lepista (Fr.) W.G. Sm. 1870, *incertae sedis*, Agaricales, Agaricomycetes, asexual morph unknown, c. 50 species, type species *L. panaeola* (Fr.) P. Karst., worldwide, some species edible, wood blewit (*L. nuda* (Bull.) Cooke), see Hall et al. 2003 (edible mushrooms), Dai et al. 2010b (Chinese edible mushrooms), Kirk et al. 2013 (genus accepted), sequence data available, see Stott et al. 2005 (phylogeny), Alvarado et al. 2015 (phylogeny), Thongbai et al. 2017b (Thailand, cultivation).

Lepistella T.J. Baroni & Ovrebo 2007, *incertae sedis*, Agaricales, Agaricomycetes, asexual morph unknown, one species, type species *L. ocula* T.J. Baroni & Ovrebo, Costa Rica, sequence data unavailable, see Ovrebo and Baroni 2007 (taxonomy).

Leptocorticium Hjortstam & Ryvarden 2002, *incertae sedis*, Corticiales, Agaricomycetes, asexual morph unknown, eight species, type species *L. cyatheae* (S. Ito & S. Imai) Hjortstam & Ryvarden, sequence data available for *L. tenellum* only, new spp. see Gorjón and Saitta 2014 (Italy), Sanyal and Dhingra 2015 (India), Li et al. 2016b (sequence data).

Leptoporus Quél. 1886, Irpicaceae, Polyporales, Agaricomycetes, asexual morph unknown, one species, type species *L. mollis* (Pers.) Quél., basidioma resupinate to pileate, hymenophore poroid, wood-rotting, brown rot, widespread (north temperate), see Kirk et al. 2013 (genus accepted), Zmitrovich 2018a (taxonomy), sequence data available, see Justo et al. 2017 (phylogeny, Polyporales).

Leptosporomyces Jülich 1972, Atheliaceae, Atheliales, Agaricomycetes, asexual morph unknown, 15 species, type species *L. galzinii* (Bourdot) Jülich, widespread (north temperate), see Zmitrovich 2008 (species manual), Kirk et al. 2013 (genus accepted), sequence data available, see Binder et al. 2010 (phylogeny).

Leratiomyces Bresinsky & Manfr. Binder ex Bridge, Spooner, Beever & D.C. Park 2008, Strophariaceae, Agaricales, Agaricomycetes, asexual morph unknown, 13 species, type species *L. similis* (Pat. ex Sacc. & Trotter) Bresinsky & Manfr. Binder ex Redhead & McNeill, sequence data available, see Bridge et al. 2008 (new combination, monograph), Borovička et al. 2015 (phylogeny).

Leucoagaricus Locq. ex Singer 1948 (= *Sericeomyces* Heinem. 1978), Agaricaceae, Agaricales, Agaricomycetes, asexual morph *Attamyces* Kreisel 1972, c. 135 species, type species *L. rubrotinctus* (Peck) Singer, agaricoid, terrestrial and saprotrophic, worldwide, see Kirk et al. 2013 (genus accepted), Cabrera 2015 (Brazil), sequence data available, Vellinga 2010b (California, USA, section *Piloselli*), new spp. see Arun Kumar and Manimohan 2009a (India), Liang et al. 2010 (China), Muñoz et al. 2012 (Spain), Malysheva et al. 2013 (Russia), Yuan et al. 2014 (South China), Ge et al. 2015b (Asia), Justo et al. 2015b (Dominican Republic), Qasim et al. 2015b (Pakistan), Yu et al. 2016 (China), Dovana et al. 2017 (Italy), Hussain et al. 2018a (Pakistan), new combinations, see Ruiz and Molinari-Novoa 2016 (anamorphic Agaricaceae, nomenclature), Yang and Ge 2017 (China), Hussain et al. 2018c (Pakistan), Sysouphanthong et al 2018 (Laos)

Leucocalocybe X.D. Yu & Y.J. Yao 2011, *incertae sedis*, Agaricales, Agaricomycetes, asexual morph unknown, one species, type species *L. mongolica* X.D. Yu & Y.J. Yao, China, Mongolia, saprotrophic, edible, sequence data available, see Yu et al. 2011 (taxonomy).

Leucocintractia M. Piepenbr., Begerow & Oberw. 1999, Anthracoideaceae, Ustilaginales, Ustilaginomycetes, four species, type species *L. scleriae* (DC.) M. Piepenbr., Begerow & Oberw., plant parasites (pedunculi of inflorescence, internodes) of *Rhynchospora* (Cyperaceae), Africa, North America, South America, South Asia, West Indies, see Kirk et al. 2013 (genus accepted), cultures unavailable, sequence data available, see Piepenbring et al. 1999, Begerow et al. 2014, Wang et al. 2015c (phylogeny).

Leucocoprinus Pat. 1888, Agaricaceae, Agaricales, Agaricomycetes, asexual morph unknown, c. 50 species, type species *L. cepistipes* (Sowerby) Pat., worldwide, terrestrial, saprotrophic, see Birkebak 2010 (USA), Kirk et al. 2013 (genus accepted), sequence data available, see Arun Kumar and Manimohan 2009a (India), Vellinga et al. 2011 (phylogeny).

Leucocortinarius (J.E. Lange) Singer 1945, *incertae sedis*, Agaricales, Agaricomycetes, asexual morph unknown, one species, type species *L. bulbiger* (Alb. & Schwein.) Singer, ectomycorrhizal, Europe, see Kirk et al. 2013 (genus accepted), sequence data available, see Garnica et al. 2007 (agarics, phylogeny, basidiospore ultrastructure).

Leucocybe Vizzini, P. Alvarado, G. Moreno & Consiglio 2015, *incertae sedis*, Agaricales, Agaricomycetes, asexual morph unknown, tree species, type species *L. candicans* (Pers.) Vizzini, P. Alvarado, G. Moreno & Consiglio, Europe, North America, sequence data available, see Alvarado et al. 2015 (taxonomy), Das et al. 2017d (new combination).

Leucogaster R. Hesse 1882, Albatrellaceae, Russulales, Agaricomycetes, asexual morph unknown, c. 20 species, type species *L. liosporus* R. Hesse, terrestrial, worldwide, see Kirk et al. 2013 (genus accepted), sequence data available, see Osmundson et al. 2013 (DNA barcoding).

Leucogyrophana Pouzar 1958, Hygrophoropsidaceae, Boletales, Agaricomycetes, asexual morph unknown, 13 species, type species *L. mollusca* (Fr.) Pouzar, widespread, see Kirk et al. 2013 (genus accepted), sequence data

available, see Larsson 2007a (phylogeny, corticioid fungi), Binder et al. 2010 (phylogeny).

Leucoinocybe Singer ex Antonín, Borovička, Holec & Kolařík 2019, *incertae sedis*, Agaricales, Agaricomycetes, asexual morph unknown, three species, type species *L. lenta* (Maire) Antonín, Borovička, Holec & Kolařík, Europe, sequence data available, see Antonín et al. 2019 (taxonomy, phylogeny).

Leucopaxillus Boursier 1925, Tricholomataceae, Agaricales, Agaricomycetes, asexual morph unknown, c. 16 species, type species *L. paradoxus* (Costantin & L.M. Dufour) Boursier, temperate, subtropical, some species edible, giant clitocybe (*L. giganteus* (Sowerby) Singer), see Hall et al. 2003 (edible mushrooms), Ren et al. 2008 (medical use), Dai et al. 2010b (Chinese edible mushrooms), Kirk et al. 2013 (genus accepted), sequence data available, see Vizzini et al. 2012b (phylogeny), Osmundson et al. 2013 (DNA barcode), Sánchez-García et al. 2014 (phylogeny), Sánchez-García and Matheny 2017 (evolution), new spp., see Buda et al. 2012 (Sicilia).

Leucophellinus Bondartsev & Singer 1944, Schizoporaceae, Hymenochaetales, Agaricomycetes, asexual morph unknown, one species, type species *L. irpicoides* (Bondartsev ex Pilát) Bondartsev & Singer, wood-rotting, Europe, see Kirk et al. 2013 (genus accepted), sequence data available, see Wu et al. 2017a (phylogeny).

Leucophleps Harkn. 1899, Albatrellaceae, Russulales, Agaricomycetes, asexual morph unknown, three species, type species *L. magnata* Harkn., terrestrial, North America, see Kirk et al. 2013 (genus accepted), sequence data available, see Albee-Scott 2007 (phylogeny).

Leucopholiota (Romagn.) O.K. Mill., T.J. Volk & Bessette 1996, *incertae sedis*, Agaricales, Agaricomycetes, asexual morph unknown, two species, type species *L. decorosa* (Peck) O.K. Mill., T.J. Volk & Bessette, USA, see Kirk et al. 2013 (genus accepted), sequence data available see Vellinga 2004 (phylogeny), Harmaja 2013 (new combination, synonymization of *Amylolepiota* Harmaja).

Leucosporidium Fell, Statzell, I.L. Hunter & Phaff 1970, Leucosporidiaceae, Leucosporidiales, Microbotryomycetes, sexual and asexual morphs known, eleven species, type species *L. scottii* Fell, Statzell, I.L. Hunter & Phaff, yeast, psychrophilic, worldwide, Kurtzman et al. 2011 (taxonomy), cultures and sequence data available, see Sampaio et al. 2003, Wang et al. 2015e (taxonomy, phylogeny).

Leucotelium Tranzschel 1935, Uropyxidaceae, Pucciniales, Pucciniomycetes, three species, type species *L. cerasi* (Bérenger) Tranzschel, Eurasia, sequence data unavailable, see Kirk et al. 2013 (genus accepted).

Libkindia Mašínová, A. Pontes, J.P. Samp. & Baldrian 2017, *incertae sedis*, *incertae sedis*, Microbotryomycetes, sexual morph unknown, one species, type species *L. masarykiana* Mašínová, A. Pontes, J.P. Samp. & Baldrian, yeast, isolated from temperate forest soils, Europe, cultures and sequence data available, see Mašínová et al. 2017 (new genus, new spp.).

Lichenomphalia Redhead, Lutzoni, Moncalvo & Vilgalys 2002, Hygrophoraceae, Agaricales, Agaricomycetes, asexual morph unknown, 14 species, type species *L. hudsoniana* (H.S. Jenn.) Redhead, Lutzoni, Moncalvo & Vilgalys, arctic-alpine, lichenised, sequence data available, see Geml et al. 2012a (biogeography), new spp. see Barrasa et al. 2009 (new combination), Kantvilas and Jarman 2012 (Tasmania), Sandoval-Leiva et al. 2017 (Chilean Altiplano), Shiryaev et al. 2018 (biogeography).

Licrostroma P.A. Lemke 1964, Peniophoraceae, Russulales, Agaricomycetes, asexual morph known, one species, type species *L. subgiganteum* (Berk.) P.A. Lemke, wood-rotting, sequence data available, see Giraldo et al. 2017 (taxonomy).

Ligiella J.A. Sáenz 1980, Phallaceae, Phallales, Agaricomycetes, asexual morph unknown, one species, type species *L. rodrigueziana* J.A. Sáenz, Costa Rica, sequence data unavailable, see Kirk et al. 2013 (genus accepted).

Lignomphalia Antonín, Borovička, Holec & Kolařík 2019, *incertae sedis*, Agaricales, Agaricomycetes, asexual morph unknown, one species, type species *L. lignicola* (Lj.N. Vassiljeva) Antonín, Borovička, Holec & Kolařík, Europe, sequence data available, see Antonín et al. 2019 (taxonomy, phylogeny).

Lignomyces R.H. Petersen & Zmitr. 2015, Pleurotaceae, Agaricales, Agaricomycetes, asexual morph unknown, one species, type species *L. vetlinianus* (Domański) R.H. Petersen & Zmitr., Russia, basidioma pleurotoid, sequence data available, see Petersen et al. 2015 (taxonomy, *Resupinatus*-clade).

Lignosus Lloyd ex Torrend 1920, Polyporaceae, Polyporales, Agaricomycetes, asexual morph unknown, eight species, type species *L. sacer* (Afzel. ex Fr.) Torrend, stipitate basidioma, terrestrial, widespread (paleotropical), see Kirk et al. 2013 (genus accepted), Zmitrovich 2018a (taxonomy), some species medicinal use, see Nallathamby et al. 2018 (bioactive activities, *L. rhinocerus* (Cooke) Ryvarden), sequence data available, see Cui et al. 2011a (phylogeny, new sp., China), Yap et al. 2014 (genome, *L. rhinocerus*), new spp. see Tan et al. 2013 (phylogeny, Malaysia).

Lilaceophlebia (Parmasto) Spirin & Zmitr. 2004, Meruliaceae, Polyporales, Agaricomycetes, asexual morph unknown, two species, type species *L. livida* (Pers.) Spirin & Zmitr., resupinate phlebioid basidioma, wood-inhabiting, white rot, widespread, sequence data available, see Ghobad-Nejhad and Hallenberg 2012 (phylogeny), Justo et al. 2017 (phylogeny, Polyporales).

Limacella Earle 1909, Amanitaceae, Agaricales, Agaricomycetes, asexual morph unknown, c. 15 species, type species *L. delicata* (Fr.) H.V. Sm., worldwide, see Kirk et al. 2013 (genus accepted), sequence data available, see Moncalvo et al. 2002 (phylogeny), Zhang et al. 2004 (Eastern Asian), Garnica et al. 2007 (agarics, phylogeny, basidiospore ultrastructure), Cui et al. 2018 (phylogeny), new spp. see Kumari et al. 2013c (India).

Limacellopsis Zhu L. Yang, Q. Cai & Y.Y. Cui 2018, Amanitaceae, Agaricales, Agaricomycetes, asexual morph unknown, two species, type species *L. guttata* (Pers.)Zhu. L. Yang, Q. Cai & Y.Y. Cui, Europe, China, see Cui et al. 2018 (phylogeny), Yang et al. 2018b (genus accepted).

Limnoperdon G.A. Escobar 1976, Limnoperdaceae, Agaricales, Agaricomycetes, asexual morph unknown, one species, type species *L. incarnatum* G.A. Escobar, USA, Japan, South America, Europe, see Kirk et al. 2013 (genus accepted), sequence data available, see Binder et al. 2006 (phylogeny).

Lindtneria Pilát 1938, Stephanosporaceae, Agaricales, Agaricomycetes, asexual morph unknown, ten species, type species *L. trachyspora* (Bourdot & Galzin) Pilát, worldwide, sequence data available, new spp. see Liu et al. 2016a (China).

Lipocystis Cummins 1937, Raveneliaceae, Pucciniales, Pucciniomycetes, one species, type species *L. caesalpiniae* (Arthur) Cummins, biotrophic on Oleaceae (*Fraxinus*), terrestrial, Russia, sequence data unavailable, see Kirk et al. 2013 (genus accepted).

Litschauerella Oberw. 1965, Hydnodontaceae, Trechisporales, Agaricomycetes, asexual morph unknown, three species, type species *L. abietis* (Bourdot & Galzin) Oberw. ex Jülich, wood-decaying, Europe, sequence data unavailable, see Kirk et al. 2013 (genus accepted).

Lobulicium K.H. Larss. & Hjortstam 1982, Atheliaceae, Atheliales, Agaricomycetes, asexual morph unknown, one species, type species *L. occultum* K.H. Larss. & Hjortstam, saprobes, terrestrial, Europe, sequence data unavailable, see Kirk et al. 2013 (genus accepted).

Lopharia Kalchbr. & MacOwan 1881, Polyporaceae, Polyporales, Agaricomycetes, asexual morph unknown, seven species, type species *L. lirellosa* Kalchbr. & MacOwan [current name: *L. mirabilis* (Berk. & Broome) Pat.], corticioid or stereoid basidioma, smooth hymenophore, wood-rotting, white rot, widespread, see Kirk et al. 2013 (genus accepted), Zmitrovich 2018a (taxonomy), some species can be used as water-cleaning agent, see Wang et al. 2010b (inhibit growth of *Microcystis aeruginosa* in water, *L. spadicea* (Pers.) Boidin), sequence data available, see Binder et al. 2013 (phylogeny, Polyporales), Liu et al. 2018a (new spp., phylogeny, China, monograph).

Loreleia Redhead, Moncalvo, Vilgalys & Lutzoni 2002, *incertae sedis*, *incertae sedis*, Agaricomycetes, asexual morph unknown, three species, type species *L. postii* (Fr.) Redhead, Moncalvo, Vilgalys & Lutzoni, Europe, sequence data unavailable, see Kirk et al. 2008.

Loweomyces (Kotl. & Pouzar) Jülich 1982, Steccherinaceae, Polyporales, Agaricomycetes, asexual morph unknown, six species, type species *L. fractipes* (Berk. & M.A. Curtis) Jülich, poroid hymenophore, wood-rotting, white rot, widespread, see Kirk et al. 2013 (genus accepted), Zmitrovich 2018a (taxonomy), sequence data available, see Westphalen et al. 2016a (new spp., phylogeny, monograph, Brazil).

Luellia K.H. Larss. & Hjortstam 1974, Hydnodontaceae, Trechisporales, Agaricomycetes, asexual morph unknown, three species, type species *L. recondita* (H.S. Jacks.) K.H. Larss. & Hjortstam, wood-decaying, Europe, see Kirk et al. 2013 (genus accepted), sequence data available.

Lulesia Singer 1970, *incertae sedis*, Agaricales, Agaricomycetes, asexual morph unknown, three species, type species *L. densifolia* (Singer) Singer, tropical, sequence data unavailable, see Kirk et al. 2013 (genus accepted).

Luteoporia F. Wu, Jia J. Chen & S.H. He 2016, Meruliaceae, Polyporales, Agaricomycetes, asexual morph unknown, one species, type species *L. albomarginata* F. Wu, Jia J. Chen & S.H. He, wood-rotting, causing a white rot, China, sequence data available, see Wu et al. 2016b (taxonomy, China), Zmitrovich 2018a (taxonomy).

Lutypha Khurana, K.S. Thind & Berthier 1977, Typhulaceae, Agaricales, Agaricomycetes, asexual morph unknown, one species, type species *L. sclerotiophila* Khurana, K.S. Thind & Berthier, India, sequence data unavailable, see Kirk et al. 2013 (genus accepted).

Lycogalopsis E. Fisch. 1886, *incertae sedis*, Agaricales, Agaricomycetes, asexual morph unknown, one species, type species *L. solmsii* E. Fisch., tropical, see Kirk et al. 2013 (genus accepted), sequence data available, see Demoulin et al. 2013 (phylogeny).

Lycoperdon Pers. 1794 (= *Vascellum* F. Šmarda 1958), Lycoperdaceae, Agaricales, Agaricomycetes, asexual morph unknown, c. 55 species, type species *L. perlatum* Pers., worldwide, puffball, some species edible, gem-studded puffball (*L. perlatum* Pers.), see Hall et al. 2003 (edible mushrooms), Colak et al. 2009 (compounds), Dai et al. 2010b (Chinese edible mushrooms), Kirk et al. 2013 (genus accepted), sequence data available, see Larsson and Jeppson 2008 (phylogeny), Vellinga et al. 2011 (phylogeny), new spp. see Cortez et al. 2011 (Brazil), Jeppson et al. 2012 (Europe), Kim et al. 2016 (Korea).

Lycoperdopsis Henn. 1900, Agaricaceae, Agaricales, Agaricomycetes, asexual morph unknown, one species, type species *L. arcyrioides* Henn. & E. Nyman, tropical, sequence data unavailable, see Kirk et al. 2013 (genus accepted).

Lyoathelia Hjortstam & Ryvarden 2004, Atheliaceae, Atheliales, Agaricomycetes, asexual morph unknown, one species, type species *L. laxa* (Burt) Hjortstam & Ryvarden, Canada, sequence data unavailable, see Kirk et al. 2008.

Lyophyllopsis Sathe & J.T. Daniel 1981, Lyophyllaceae, Agaricales, Agaricomycetes, asexual morph unknown, one species, type species *L. keralensis* Sathe & J.T. Daniel, India, sequence data unavailable, see Kirk et al. 2013 (genus accepted).

Lyophyllum P. Karst. 1881, Lyophyllaceae, Agaricales, Agaricomycetes, asexual morph unknown, c. 60 species, type species *L. leucophaeatum* (P. Karst.) P. Karst., worldwide, some species edible, honshimeji (*L. shimeji* (Kawam.) Hongo), see Hall et al. 2003 (edible mushrooms), Dai et al. 2010b (Chinese edible mushrooms), Zhang et al. 2010b (compounds), Kirk et al. 2013 (genus accepted), sequence data available, see Bellanger et al. 2015 (phylogeny), new spp. see Dähncke et al. 2010 (Canary Islands, Spain), Vizzini and Contu 2010 (Canary Islands, Spain), Wang et al. 2013b (China), Cooper 2014b (New Zealand), Lavorato and Contu 2015 (Italy), Sesli et al. 2015 (Turkey).

Lysurus Fr. 1823, Phallaceae, Phallales, Agaricomycetes, asexual morph unknown, c. 30 species, type species *L. mokusin* (L.) Fr, terrestrial, widespread (esp. tropical), see Kirk et al. 2013 (genus accepted), sequence data available, see Hosaka et al. 2006 (phylogeny), new spp. see Gogoi and Parkash 2015 (India), new combination, see Trierveiler-Pereira et al. 2014a.

Macabuna Buriticá & J.F. Hennen 1994, Phakopsoraceae, Pucciniales, Pucciniomycetes, asexual genus, seven species, type species *M. ziziphi* (Pat.) Buriticá & J.F. Hennen, biotrophic on Bignoniaceae, Poaceae, Rhamnaceae, Salicaceae, Vochysiaceae, terrestrial, Brazil, Luxembourg, Sri Lanka, Vietnam, sequence data unavailable, see Cummins and Hiratsuka 2003 (synonym of *Calidion*), Kirk et al. 2013 (genus accepted).

Macalpinomyces Langdon & Full. 1977, Ustilaginaceae, Ustilaginales, Ustilaginomycetes, 41 species, type species *M. eriachnes* (Thüm.) Langdon & Full., plant parasites (ovaries) on Poaceae, widespread in Australia, South Asia, Africa, see Kirk et al. 2013 (genus accepted), cultures unavailable, sequence data available, see Begerow et al. 2014, Wang et al. 2015c (phylogeny).

Maccagnia Mattir. 1922, Hydnangiaceae, Agaricales, Agaricomycetes, asexual morph unknown, one species, type species *M. carnica* Mattir., Italy, sequence data unavailable, see Kirk et al. 2013 (genus accepted).

Mackintoshia Pacioni & Sharp 2000, Boletaceae, Boletales, Agaricomycetes, asexual morph unknown, one species, type species *M. persica* Pacioni & C. Sharp, sequestrate, Africa, sequence data available, see Smith et al. 2015 (phylogeny).

Macrocybe Pegler & Lodge 1998, Biannulariaceae, Agaricales, Agaricomycetes, asexual morph unknown, seven species, type species *M. titans* (H.E. Bigelow & Kimbr.) Pegler, Lodge & Nakasone, tropics, some species edible (*M. gigantea* (Massee) Pegler & Lodge 1998), see Dai et al. 2010b (Chinese edible mushrooms), Kirk et al. 2013 (genus accepted), Wiejak et al. 2014 (bioconcentration), Razaq et al. 2016 (Asian, *M. gigantea*), sequence data available, see Razaq et al. 2016 (Asian, *M. gigantea*), Sánchez-García et al. 2016 (*M. titans* in Biannulariaceae, phylogeny, new family)

Macrocystidia Joss. 1934, Macrocystidiaceae, Agaricales, Agaricomycetes, asexual morph unknown, five species, type species *M. cucumis* (Pers.) Joss., saprophytic, worldwide, see Kirk et al. 2013 (genus accepted), sequence data available, see Moncalvo et al. 2002 (phylogeny), Walther et al. 2005 (phylogeny), Matheny et al. 2006 (phylogeny), Dentinger et al. 2015 (phylogeny).

Macrohyporia I. Johans. & Ryvarden 1979, *incertae sedis*, Polyporales, Agaricomycetes, asexual morph unknown, two species, type species *M. dictyopora* (Sacc.) I. Johans. & Ryvarden, resupinate basidioma, poroid hymenophore, wood-rotting, widespread (tropical), sequence data unavailable, see Kirk et al. 2013 (genus accepted).

Macrolepiota Singer 1948, Agaricaceae, Agaricales, Agaricomycetes, asexual morph unknown, c. 40 species, type species *M. procera* (Scop.) Singer, saprotrophic and terrestrial, agaricoid, sequestrate, worldwide, some species edible, parasol mushroom (*M. procera* (Scop.) Singer), see Hall et al. 2003 (edible mushrooms), Falandysz et al. 2008 (mineral constituents), Dai et al. 2010b (Chinese edible mushrooms), Kirk et al. 2013 (genus accepted), sequence data available, see Vellinga 2004 (Australia, monograph), Ge et al. 2010 (China, monograph), Barseghyan et al. 2012 (phylogeny, Israel), Lebel and Syme 2012 (Australia, sequestrate species), new spp. see Ge et al. 2012 (China), Perez et al. 2018 (Brazil).

Macrometrula Donk & Singer 1948, Psathyrellaceae, Agaricales, Agaricomycetes, asexual morph unknown, one species, type species *M. rubriceps* (Cooke & Massee) Donk & Singer, British Isles, sequence data unavailable, see Kirk et al. 2013 (genus accepted).

Macrotyphula R.H. Petersen 1972, Typhulaceae, Agaricales, Agaricomycetes, asexual morph unknown, six species, type species *M. fistulosa* (Holmsk.) R.H. Petersen [current name: *Typhula fistulosa* (Holmsk.) Olariaga], worldwide, see Kirk et al. 2013 (genus accepted), sequence data available, see Larsson et al. 2004 (phylogeny, corticioid homobasidiomycetes), Dentinger and McLaughlin 2006 (phylogeny), Garnica et al. 2007 (agarics, phylogeny, basidiospore ultrastructure), new combinations see Olariaga and Salcedo 2013 (clavarioid fungi).

Macruropyxis Azbukina 1972, Uropyxidaceae, Pucciniales, Pucciniomycetes, two species, type species *M. fraxini* (Kom.) Azbukina, biotrophic on Fabaceae (*Mimosa*), terrestrial, West Indies, see Kirk et al. 2013 (genus accepted), sequence data available, see Martin et al. 2017 (phylogeny, new spp., South Africa).

Maireina W.B. Cooke 1961, Niaceae, Agaricales, Agaricomycetes, asexual morph unknown, c. 18 species, type species *M. monacha* (Speg.) W.B. Cooke [current name: *Merismodes bresadolae* (Grélet) Singer], worldwide, basidioma cyphelloid, sequence data unavailable, new spp. see Bodensteiner 2007 (key).

Malajczukia Trappe & Castellano 1992, Mesophelliaceae, Hysterangiales, Agaricomycetes, asexual morph unknown, eight species, type species *M. viridigleba* Trappe & Castellano, Australia, New Zealand, see Kirk et al. 2013 (genus accepted), sequence data available, see Hosaka et al. 2006 (phylogeny).

Malassezia Baillon 1889, Malasseziaceae, Malasseziales, Malasseziomycetes, sexual morph unknown, 18wa species, type species *M. furfur* (C.P. Robin) Baill., saprobic, lipophilic, animal skin, some species pathogenic, see Velegraki et al. 2015, widespread, see Kurtzman et al. 2011 (taxonomy), Kirk et al. 2013 (genus accepted), cultures available, sequence data available, see Begerow et al. 2000, Wang et al. 2014a, 2015c, Wu et al. 2015f (phylogeny, genome).

Manuripia Singer 1960, Physalacriaceae, Agaricales, Agaricomycetes, asexual morph unknown, one species, type species *M. bifida* Singer, Bolivia, sequence data unavailable, see Kirk et al. 2013 (genus accepted).

Marasmiellus Murrill 1915, Omphalotaceae, Agaricales, Agaricomycetes, asexual morph unknown, c. 260 species, type species *M. juniperinus* Murrill, saprobic, few parasitic on economically important plants (*M. cocophilus* Pegler, on root of *Cocos nucifera* causing bole rot, Pegler 1977), Nemergut et al. 2000 (bioremediation), worldwide, see Kirk et al. 2013 (genus accepted), sequence data available, see Dutta et al. 2015a (phylogeny), new spp. see Noordeloos and Antonín 2008 (Europe), Kerekes and Desjardin 2009 (monograph, *Crinipellis*, *Moniliophthora,* Southeast Asia), Antonín et al. 2010c (Korea), Antonín and Noordeloos 2010 (Europe), Capelari et al. 2010b (Brazil), Desjardin and Hemmes 2011 (Hawaii), Perez-De-Gregorio et al. 2011 (Mediterranean), Mešić et al. 2012 (Croatia), Retnowati 2012 (Java and Bali), Blanco-Dios 2015 (Spain), Dutta et al. 2015c (India), Terashima et al. 2016 (Japan), Retnowati 2018 (Java, Bali), Sesli et al. 2018b (Turkey).

Marasmius Fr. 1836, Marasmiaceae, Agaricales, Agaricomycetes, asexual morph unknown, c. 600 species, type species *M. rotula* (Scop.) Fr., mostly saprophytic, few parasitic (*M. palmivorus* Sharples, bunch rot of oil palm, postharvest disease of coconut seedlings, on living *Lagerstroemia speciosa* tree, see Pong et al. 2012, Almaliky et al. 2013, Dutta and Acharya 2018), worldwide, some species edible, fairy ring mushroom (*M. oreades* (Bolton) Fr.), see Hall et al. 2003 (edible mushrooms), Dai et al. 2010b (edible mushrooms), Mešić and Tkalčec 2010 (new names), Gröbe et al. 2011 (compounds), Kirk et al. 2013 (genus accepted), sequence data available, see Puccinelli and Capelari 2009 (Brazil, section *Sicci*), Wannathes 2009 (Northern Thailand, monograph), Antonín et al. 2010b (Korea, section *Globulares*), Antonín and Noordeloos 2010 (Europe), Noordeloos 2012a (key, Europe), Antonín et al. 2012b, c (Korea, section *Sicci,* section *Hygrometrici*), Antonín 2013 (tropical Africa), Shay et al. 2017 (Madagascar), new spp. see Işıloğlu et al. 2009 (Turkey), Wannathes et al. 2009 (Northern Thailand), Antonín et al. 2010a, b (Korea), Deng and Li 2011 (China), Deng et al. 2011 (China), Papinutti and Lechner 2011 (Argentina), de Oliveira and Capelari 2012 (Brazil), Deng et al. 2012 (China), Yang et al. 2013a (China), de Oliveira et al. 2014 (Brazil), Dutta et al. 2014 (India), Kiyashko et al. 2014 (Russia), Deng at al. 2015a (China), Dutta et al. 2015a (India), Wang and Tzean 2015 (China), Farook and Manimohan 2015 (India), de Oliveira and Capelari 2016 (Brazil), Komura et al. 2016 (central Amazonia), Magnago et al. 2016 (Brazil), Deng et al. 2017 (China), Liang et al. 2017a (China), Shay et al. 2017 (Madagascar), Tibpromma et al. 2017 (India), Niveiro et al. 2018 (Argentina), Sharafudheen and Manimohan 2018 (India), Wang et al. 2018e (India).

Maravalia Arthur 1922, Chaconiaceae, Pucciniales, Pucciniomycetes, (= *Acervulopsora* Thirum. 1945, = *Angusia* G.F. Laundon 1964, = *Argomycetella* Syd. 1922, = *Scopella* Mains 1939, = *Scopellopsis* T.S. Ramakr. & K. Ramakr. 1947), 41 species, type species *M. pallida* Arthur & Thaxt. ex Arthur, biotrophic on Acanthaceae, Apocynaceae, Erythroxylaceae, Euphorbiaceae, Fabaceae, Periplocaceae, Rubiaceae, Sapotaceae, Verbenaceae, Zingiberaceae, terrestrial, circumglobal in tropics and subtropics, see Kirk et al. 2013 (genus accepted), sequence data available, see McTaggart et al. 2016a (phylogeny), new spp. see McTaggart et al. 2008 (key to species on Fabaceae), de Carvalho and Hennen 2009 (key to species).

Marchandiomyces Diederich & D. Hawksw. 1990, Corticiaceae, Corticiales, Agaricomycetes, sexual morph previously known in *Marchandiomphalina* Diederich, Manfr. Binder & Lawrey 2007, three species, type species *M. corallinus* (Roberge) Diederich & D. Hawksw., lichenicolous, widespread, see Kirk et al. 2013 (genus accepted), sequence data available see Lawrey et al. 2008 (new spp., phylogeny), Diederich et al. 2018a (exclusion of some species).

Marthanella States & Fogel 1999, *incertae sedis*, Boletales, Agaricomycetes, asexual morph unknown, one species, type species *M. nidulosa* States & Fogel, USA,

sequence data unavailable, see Kirk et al. 2013 (genus accepted).

Masseeëlla Dietel 1895 (= *Kamatomyces* Sathe 1966), *incertae sedis*, Pucciniales, Pucciniomycetes, six species, type species *M. capparis* (Hobson bis ex Cooke) Dietel, biotrophic on Euphorbiaceae, Rhamnaceae, terrestrial, Ethiopia, India, Philippines, see Kirk et al. 2013 (genus accepted), sequence data available, see McTaggart et al. 2016a (phylogeny, evolution).

Matula Massee 1888, Stereaceae, Russulales, Agaricomycetes, asexual morph unknown, two species, type specie *M. poroniiforme* (Berk. & Broome) Massee, wood-decaying, Europe, sequence data unavailable, see Kirk et al. 2013 (genus accepted).

Mayamontana Castellano, Trappe & Lodge 2007, Stephanosporaceae, Agaricales, Agaricomycetes, asexual morph unknown, one species, type specie *M. coccolobae* Castellano, Trappe & Lodge, wood-decaying, North America, sequence data available, see Lebel et al. 2015 (phylogeny).

Megacollybia Kotl. & Pouzar 1972, *incertae sedis*, Agaricales, Agaricomycetes, asexual morph unknown, nine species, type species *M. platyphylla* (Pers.) Kotl. & Pouzar, saprophytic, worldwide, see Kirk et al. 2013 (genus accepted), sequence data available, see Hughes et al. 2007 (monograph), new spp. see Coimbra et al. 2013b (Brazil), Antonín et al. 2019 (phylogeny).

Megalocystidium Jülich 1978, Stereaceae, Russulales, Agaricomycetes, asexual morph unknown, seven species, type species *M. leucoxanthum* (Bres.) Jülich, wood-decaying, Europe, see Kirk et al. 2013 (genus accepted), sequence data available, see Larsson and Larsson 2003 (phylogeny).

Megasporia B.K. Cui, Y.C. Dai & Hai J. Li 2013, Polyporaceae, Polyporales, Agaricomycetes, asexual morph unknown, ten species, type species *M. hexagonoides* (Speg.) B.K. Cui, Y.C. Dai & Hai J. Li, resupinate basidioma, poroid hymenophore, wood-rotting, white rot, widespread (subtropical, tropical), sequence data available, see Li and Cui 2013b (new spp., new combinations, phylogeny, China), Yuan et al. 2017d (new spp. phylogeny, monograph, China).

Megasporoporia Ryvarden & J.E. Wright 1982, Polyporaceae, Polyporales, Agaricomycetes, asexual morph unknown, three species, type species *M. setulosa* (Henn.) Rajchenb., resupinate basidioma, poroid hymenophore, wood-rotting, white rot, widespread, see Kirk et al. 2013 (genus accepted), sequence data available, see Li and Cui 2013b (new spp., phylogeny, monograph, China).

Megasporoporiella B.K. Cui, Y.C. Dai & Hai J. Li 2013, Polyporaceae, Polyporales, Agaricomycetes, asexual morph unknown, five species, type species *M. cavernulosa* (Berk.) B.K. Cui, Y.C. Dai & Hai J. Li, resupinate basidioma, poroid hymenophore, wood-rotting, white rot, widespread (temperate region), sequence data available, see Li and Cui 2013b (new spp., new combinations, phylogeny, monograph, China).

Mehtamyces Mundk. & Thirum. 1945, *incertae sedis*, Pucciniales, Pucciniomycetes, one species, type species *M. stereospermi* (Mundk.) Mundk. & Thirum., biotrophic on Bignoniaceae, terrestrial, India, sequence data unavailable, see Kirk et al. 2013 (genus accepted).

Meiorganum R. Heim 1966, Paxillaceae, Boletales, Agaricomycetes, asexual morph unknown, three species, type species *M. neocaledonicum* R. Heim, Malaysia, New Caledonia, America, sequence data unavailable, see Kirk et al. 2013 (genus accepted).

Meira Boekhout, Scorzetti, Gerson & Sztejnb. 2003, Brachybasidiaceae, Exobasidiales, Exobasidiomycetes, four species, type species *M. geulakonigii* Boekhout, Scorzetti, Gerson & Sztejnb., known only from saprobic states, anamorphic genus, widespread, epiphytes and endophytes, biocontrol of citrus mites, see Gerson et al. 2008 (biological control), Kurtzman et al. 2011 (taxonomy), cultures available, sequence data available, see Begerow et al. 2014, Wang et al. 2015c, new spp. see Rush and Aime 2013 (USA), Limtong et al. 2017 (Thailand).

Melampsora Castagne 1843, (= *Chnoopsora* Dietel 1906; = *Mesopsora* Dietel 1922; = *Necium* Arthur 1907; = *Podocystis* Fr. 1849; = *Podosporium* Lév. 1847), Melampsoraceae, Pucciniales, Pucciniomycetes, c. 100 species, type species *M. euphorbiae* (Ficinus & C. Schub.) Castagne, see Kirk et al. 2013 (genus accepted), sequence data available, new spp. see Damadi et al. 2011 (phylogeny), Toome and Aime 2015 (phylogeny), Zhao et al. 2015e, f (phylogeny), Ali et al. 2016 (phylogeny), Zhao et al. 2017b (*M. epitea* complex, phylogeny).

Melampsorella J. Schröt. 1874, Pucciniastraceae, Pucciniales, Pucciniomycetes, two species, type species *M. caryophyllacearum* (DC.) J. Schröt., biotrophic on Boraginaceae, Caryophyllaceae, Pinaceae (alternate host), terrestrial, Europe, North America, Japan, Korea, Russia, see Kirk et al. 2013 (genus accepted), sequence data available, see Maier et al. 2003 (phylogeny).

Melampsoridium Kleb. 1899, Pucciniastraceae, Pucciniales, Pucciniomycetes, eleven species, type species *M. betulinum* (Pers.) Kleb., biotrophic on Betulaceae, Magnoliaceae, Pinaceae (alternate host), terrestrial, Central and North America, Europe, Asia, New Zealand (introduced), see Kirk et al. 2013 (genus accepted), sequence data available, see Aime et al. 2018a (phylogeny, evolution between host, Pucciniales).

Melaniella R. Bauer, Vánky, Begerow & Oberw. 1999, Melaniellaceae, Doassansiales, Exobasidiomycetes, two species, type species *M. oreophila* (Syd.) R. Bauer, Vánky,

Begerow & Oberw., plant parasites (leaves, stems) on Selaginellaceae, Indo-Pacific, see Kirk et al. 2013 (genus accepted), cultures unavailable, sequence data available, see Begerow et al. 2014, Wang et al. 2015c (taxonomy, phylogeny).

Melanoderma B.K. Cui & Y.C. Dai 2011, Polyporaceae, Polyporales, Agaricomycetes, asexual morph unknown, two species, type species *M. microcarpum* B.K. Cui & Y.C. Dai, poroid hymenophore, wood-rotting, white rot, China, sequence data available, see Cui et al. 2011b (taxonomy, phylogeny, China), Yuan and Kan 2015 (new sp., phylogeny, tropical China).

Melanogaster Corda 1831, Paxillaceae, Boletales, Agaricomycetes, asexual morph unknown, c. 26 species, type species *M. tuberiformis* Corda, widespread, see Kirk et al. 2013 (genus accepted), sequence data available, see Moreau et al. 2013 (Europe, taxonomy), Truong et al. 2017b (diversity).

Melanoleuca Pat. 1897, *incertae sedis*, Agaricales, Agaricomycetes, asexual morph unknown, c. 60 species, type species *M. polioleuca* (Fr.) Kühner & Maire, worldwide, see Kirk et al. 2013 (genus accepted), sequence data available, see Vizzini et al. 2012e (Europe), new spp. see Sánchez-García et al. 2013 (Mexico), Antonín et al. 2014b, 2015b, 2017b (Hungary, Europe, Korea), Yu et al. 2014 (China), Nawaz et al. 2017 (Pakistan).

Melanomphalia M.P. Christ. 1936, *incertae sedis*, Agaricales, Agaricomycetes, asexual morph unknown, one species, type species *M. nigrescens* M.P. Christ., Europe, see Kirk et al. 2013 (genus accepted), sequence data available, see Guzmán-Dávalos et al. 2017 (*M. argipoda* is the basionym of *Crepidotus argipodus*).

Melanophyllum Velen. 1921, Agaricaceae, Agaricales, Agaricomycetes, asexual morph unknown, three species, type species *M. haematospermum* (Bull.) Kreisel, worldwide, see Kirk et al. 2013 (genus accepted), sequence data available, see Moncalvo et al. 2002 (phylogeny), Vellinga 2003 (phylogeny), Vellinga 2004 (phylogeny), Vellinga et al. 2011 (phylogeny).

Melanopsichium Beck 1894, Ustilaginaceae, Ustilaginales, Ustilaginomycetes, two species, type species *M. austroamericanum* (Speg.) Beck, plant parasites (galls, various parts) on Polygonaceae, widespread, see Kirk et al. 2013 (genus accepted), cultures unavailable, sequence data available, see Begerow et al. 2014, Wang et al. 2015c (taxonomy, phylogeny).

Melanotaenium de Bary 1874, Melanotaeniaceae, Ustilaginales, Ustilaginomycetes, nine species, type species *M. endogenum* (Unger) de Bary, plant parasite (leaves, roots, stems) on dicots, North America, South America, Northern Africa, Asia, Australasia, Europe, see Kirk et al. 2013 (genus accepted), cultures available, sequence data available, see Begerow et al. 2014, Wang et al. 2015c (taxonomy, phylogeny).

Melanotus Pat. 1900, Strophariaceae, Agaricales, Agaricomycetes, asexual morph unknown, c. 33 species, type species *M. bambusinus* (Pat.) Pat., most species transferred to *Deconica* (W.G. Sm.) P. Karst., saprotrophic on wood and herbs, sequence data available, see Moncalvo et al. 2002 (phylogeny), recognized as *Deconica* sect. *Melanotus* (Pat.) Noordel., see Noordeloos 2011.

Melanoxa M. Lutz, Vánky & R. Bauer 2013, Urocystidaceae, Urocystidales, Ustilaginomycetes, two species, type species *M. oxalidis* (Dietz & G.W. Fisch.) M. Lutz, Vánky & R. Bauer, plant parasites (vegetative parts) on Oxalidaceae, North America, cultures unavailable, sequence data available, Lutz et al. 2012, Begerow et al. 2014, Wang et al. 2015c (taxonomy, phylogeny).

Melanustilospora Denchev 2003, Urocystidaceae, Urocystidales, Ustilaginomycetes, two species, type species *M. ari* (Cooke) Denchev, plant parasites (leaves) on Araceae, Europe, cultures unavailable, sequence data available, see Begerow et al. 2014, Nasr et al. 2014a (taxonomy).

Melzericium Hauerslev 1975, Atheliaceae, Atheliales, Agaricomycetes, asexual morph unknown, three species, type species *M. udicola* (Bourdot) Hauerslev, widespread, sequence data unavailable, see Kirk et al. 2013 (genus accepted).

Melzerodontia Hjortstam & Ryvarden 1980, *incertae sedis*, Corticiales, Agaricomycetes, asexual morph unknown, three species, type species *M. aculeata* Hjortstam & Ryvarden, wood-decaying, Tanzania, sequence data unavailable, see Kirk et al. 2013 (genus accepted).

Membranomyces Jülich 1975, Hydnaceae, Cantharellales, Agaricomycetes, asexual morph unknown, one species, type species *M. spurius* (Bourdot) Jülich, ectomycorrhizal, Asia, Middle East, Europe, Canada, USA, see Kirk et al. 2013 (genus accepted), sequence data available, see Moncalvo et al. 2006 (phylogeny, cantharelloid clade), Larsson 2007b (phylogeny, corticioid fungi), Argüelles-Moyao et al. 2017 (ecology).

Mensularia Lázaro Ibiza 1916, Hymenochaetaceae, Hymenochaetales, Agaricomycetes, asexual morph unknown, six species, type species *M. radiata* (Sowerby) Lázaro Ibiza [current name: *Xanthoporia radiata* (Sowerby) Ţura, Zmitr., Wasser, Raats & Nevo], wood-rotting, widespread, sequence data available, new spp. see Zhou 2014a (China), Wu et el. 2015b (China).

Meottomyces Vizzini 2008, *incertae sedis*, Agaricales, Agaricomycetes, asexual morph unknown, three species, type species *M. dissimulans* (Berk. & Broome) Vizzini, Northern hemisphere, saprotrophic, sequence data available, see Garnica et al. 2007 (phylogeny), Vizzini 2008 (taxonomy), Halama and Rutkowski 2016 (new record, Poland).

Meredithblackwellia Toome & Aime 2013, Kriegeriaceae, Kriegeriales, Microbotryomycetes, sexual morph unknown, one species, type species *M. eburnea* Toome & Aime, yeast, plant material (fern), South America (Guyana), cultures and sequence data available, see Toome et al. 2013, Wang et al. 2015d, e (taxonomy, phylogeny).

Meripilus P. Karst. 1882, Meripilaceae, Polyporales, Agaricomycetes, asexual morph unknown, five species, type species *M. giganteus* (Pers.) P. Karst., basidioma composed of numerous pilei from a short stipe or base, poroid hymenophore, terrestrial or wood-rotting, white rot, widespread, see Kirk et al. 2013 (genus accepted), Zmitrovich 2018a (taxonomy), sequence data available, see Justo et al. 2017 (phylogeny, Polyporales).

Merismodes Earle 1909, Niaceae, Agaricales, Agaricomycetes, asexual morph unknown, 20 species, type species *M. fasciculata* (Schwein.) Donk, worldwide, see Kirk et al. 2013 (genus accepted), sequence data available, see Bodensteiner et al. 2004 (phylogeny, cyphelloid homobasidiomycetes).

Merulicium J. Erikss. & Ryvarden 1976, Pterulaceae, Agaricales, Agaricomycetes, asexual morph unknown, one species, type species *M. fusisporum* (Romell) J. Erikss. & Ryvarden, Nordic, see Kirk et al. 2013 (genus accepted), sequence data available, see Larsson 2007b (phylogeny).

Meruliophana Duhem & Buyck 2011, *incertae sedis*, Polyporales, Agaricomycetes, asexual morph unknown, one species, type species *M. mahorensis* Duhem & Buyck, resupinate meruloid basidioma, wood-rotting, Mayotte (France, Comoro Islands, Indian Ocean), sequence data unavailable, see Duhem and Buyck 2011c (taxonomy, Mayotte).

Meruliopsis Bondartsev 1959, Irpicaceae, Polyporales, Agaricomycetes, asexual morph unknown, four species, type species *M. taxicola* (Pers.) Bondartsev, resupinate basidioma, merulioid or poroid hymenophore, wood-rotting, white rot, widespread, see Kirk et al. 2013 (genus accepted), sequence data available, see Binder et al. 2013 (phylogeny, Polyporales), Jung et al. 2018 (phylogeny, new combination, *Gloeoporus s. l.*).

Merulius Fr. 1821, Meruliaceae, Polyporales, Agaricomycetes, asexual morph unknown, c. 150 species, type species *M. tremellosus* Schrad., the generic limit of *Merulius* is not currently settled, see Justo et al. 2017 (phylogeny, Polyporales), merulioid basidioma, wood-rotting, white rot, widespread, sequence data available, see Binder et al. 2013 (phylogeny, Polyporales), Zmitrovich 2018a (taxonomy).

Mesophellia Berk. 1857, Mesophelliaceae, Hysterangiales, Agaricomycetes, asexual morph unknown, c. 15 species, type species *M. arenaria* Berk., Australia, see Kirk et al. 2013 (genus accepted), sequence data available, see Hosaka et al. 2006, 2008 (phylogeny, phylogeography).

Mesophelliopsis Bat. & A.F. Vital 1957, *incertae sedis*, Agaricales, Agaricomycetes, asexual morph unknown, one species, type species *M. pernambucensis* Bat. & A.F. Vital, Brazil, sequence data unavailable, see Kirk et al. 2013 (genus accepted).

Metabourdotia L.S. Olive 1957, *incertae sedis*, Auriculariales, Agaricomycetes, asexual morph unknown, one species, type species *M. tahitiensis* L.S. Olive, Tahiti, sequence data unavailable, see Kirk et al. 2013 (genus accepted).

Metraria (Cooke) Cooke & Massee 1891, *incertae sedis*, Agaricales, Agaricomycetes, asexual morph unknown, two species, type species *M. insignis* Sacc., Australia, Nigeria, sequence data unavailable, see Kirk et al. 2013 (genus accepted).

Metrodia Raithelh. 1971, Agaricaceae, Agaricales, Agaricomycetes, asexual morph unknown, two species, type species *M. collybioides* Raithelh., Argentina, sequence data unavailable, see Kirk et al. 2013 (genus accepted).

Metulocyphella Agerer 1983, *incertae sedis*, Agaricales, Agaricomycetes, asexual morph unknown, two species, type species *M. lanceolata* Agerer, saprophytic, South America, sequence data unavailable, see Kirk et al. 2013 (genus accepted).

Metulodontia Parmasto 1968, Peniophoraceae, Russulales, Agaricomycetes, asexual morph unknown, one species, type species *M. nivea* (P. Karst.) Parmasto, wood-rotting, white rot, sequence data available, see Larsson and Larsson 2003 (phylogeny, russuloid basidiomycetes).

Metuloidea G. Cunn. 1965, Steccherinaceae, Polyporales, Agaricomycetes, asexual morph unknown, five species, type species *M. tawa* (G. Cunn.) G. Cunn., poroid or hydnoid hymenophore, wood-rotting, white rot, widespread, sequence data available, see Miettinen and Ryvarden 2016 (new combinations, phylogeny, revision, monograph, genus accepted), Zmitrovich 2018a (taxonomy).

Microbotryozyma S.O. Suh, D.A. Maslov, R.E. Molestina & J.J. Zhou 2012, Ustilentylomataceae, Microbotryales, Microbotryomycetes, sexual morph unknown, one species, type species *M. collariae* S.O. Suh, D.A. Maslov, R.E. Molestina & J.J. Zhou, insect, Costa Rica, cultures and sequence data available, see Suh et al. 2012 (taxonomy), Wang et al. 2015d, e (taxonomy and phylogeny).

Microbotryum Lév. 1847, Microbotryaceae, Microbotryales, Microbotryomycetes, c. 100 species, type species *M. violaceum* (Pers.) G. Deml & Oberw., worldwide, pathogenic, see Hood et al. 2010 (pathogenic on Caryophyllaceae), Schäfer et al. 2010 (life cycle on *Silene latifolia*), Badouin et al. 2015 (mating-type chromosomes, *M. lychnidis-dioicae*), sequence data available, see Kemler et al. 2009 (phylogeny), new spp., see He and Guo 2008

(China), Piątek et al. 2012, 2013a (Europe), Ziegler et al. 2018 (Germany).

Microporellus Murrill 1905, Polyporaceae, Polyporales, Agaricomycetes, asexual morph unknown, c. 20 species, type species *M. dealbatus* (Berk. & M.A. Curtis) Murrill, stipitate basidioma, poroid hymenophore, wood-rotting, widespread (pantropical), sequence data unavailable, new spp. see Decock 2007 (new combination, morphology, Gabon), Medeiros and Ryvarden 2011 (morphology, south America), Kirk et al. 2013 (genus accepted).

Microporus P. Beauv. 1805, Polyporaceae, Polyporales, Agaricomycetes, asexual morph unknown, c. 13 species, type species *M. perula* P. Beauv. (= *M. xanthopus* (Fr.) Kuntze, *fide* Li et al. 2014c), stipitate basidioma, poroid hymenophore, wood-rotting, widespread (paleotropical), see Kirk et al. 2013 (genus accepted), Zmitrovich 2018a (taxonomy), sequence data available, new combinations see Hattori and Sotome 2013 (morphology, type study, Malaysia, Singapore).

Micropsalliota Höhn. 1914 (= *Allopsalliota* Nauta & Bas 1999), Agaricaceae, Agaricales, Agaricomycetes, asexual morph unknown, c. 70 species, type species *M. pseudovolvulata* Höhn., worldwide, see Kirk et al. 2013 (genus accepted), sequence data available, see Zhao et al. 2010 (Northern Thailand, monograph), Parra et al. 2016 (phylogeny), new spp. see Wei et al. 2015 (China), Chen et al. 2016c (Thailand), Terashima et al. 2016 (Japan).

Microsebacina P. Roberts 1993, *incertae sedis*, Auriculariales, Agaricomycetes, asexual morph unknown, two species, type species *M. fugacissima* (Bourdot & Galzin) P. Roberts, Tahiti, sequence data unavailable, see Kirk et al. 2013 (genus accepted).

Microsporomyces Q.M. Wang, F.Y. Bai, M. Groenew. & Boekhout 2015, Microsporomycetaceae, *incertae sedis*, Cystobasidiomycetes, sexual morph unknown, four species, type species *M. magnisporus* (Nakase, Tsuzuki, F.L. Lee, Sugita, Jindam. & M. Takash.) Q.M. Wang, F.Y. Bai, M. Groenew. & Boekhout, yeast, worldwide, cultures and sequence data available, see Wang et al. 2015d, e (taxonomy, phylogeny), Bai et al. 2016 (new spp., China).

Microstella K. Ando & Tubaki 1984, *incertae sedis*, *incertae sedis*, Basidiomycota, sexual morph Basidiomycota, one species, type species *M. pluvioriens* K. Ando & Tubaki, Japan, aquatic, sequence data unavailable, see Kirk et al. 2013 (genus accepted).

Microstroma Niessl 1861, Microstromataceae, Microstromatales, Exobasidiomycetes, 16 species, type species *M. album* (Desm.) Sacc., plant parasites (leaves) mainly on Fagales, widespread, saprobic yeast states, see Kirk et al. 2013 (genus accepted), cultures available, sequence data available, see Begerow et al. 2014, Wang et al. 2015c, Kijpornyongpan and Aime 2016.

Mikronegeria Dietel, in Dietel & Neger 1899 [1900], Mikronegeriaceae, Pucciniales, Pucciniomycetes, three species, type species *M. fagi* Dietel & Neger, biotrophic on Araucariaceae, Cupressaceae and Podocarpaceae (alternate hosts), Fagaceae, Onagraceae, terrestrial, South America (Argentina, Chile), New Zealand, see Kirk et al. 2013 (genus accepted), sequence data available, see Padamsee and McKenzie 2017 (phylogeny, new combination, New Zealand).

Milesia F.B. White 1878 [1877–1878], Pucciniastraceae, Pucciniales, Pucciniomycetes, c. 20 species, type species *M. polypodii* F.B. White, biotrophic on Polypodiaceae, other families as asexual morph of various rust genera (*Cronartium*, *Hyalopsora*, *Melampsorella*, *Melampsoridium*, *Milesina*, *Naoidemyces*, *Pucciniastrum*, *Thekopsora*, *Uredinopsis*), terrestrial, widespread, see Kirk et al. 2013 (genus accepted), sequence data available, see Maier et al. 2003 (phylogeny), new spp. see Berndt 2008a (new records), McKenzie 2008, Yepes and de Carvalho 2009 (new species as asexual morph of *Phakopsora sennae*), Afshan et al. 2010a.

Milesina Magnus 1909, Pucciniastraceae, Pucciniales, Pucciniomycetes, c. 65 species, type species *M. kriegeriana* (Magnus) Magnus, biotrophic on Pinaceae (alternate host), Polypodiaceae, terrestrial, North, South (Ecuador) and Central America, Europe, southern Africa, Asia, New Zealand, see Berndt 2008a (new names, new records), Kirk et al. 2013 (genus accepted), sequence data available, see McTaggart et al. 2014 (phylogeny, rust on ferns).

Mimema H.S. Jacks. 1931, Uropyxidaceae, Pucciniales, Pucciniomycetes, one species, type species *M. holwayi* H.S. Jacks., biotrophic on Fabaceae (*Mimosa*), terrestrial, South America (Brazil), sequence data unavailable, see Kirk et al. 2013 (genus accepted).

Minimedusa Weresub & P.M. LeClair 1971, *incertae sedis*, Cantharellales, Agaricomycetes, three species, type species *M. polyspora* (Hotson) Weresub & P.M. LeClair, see Kirk et al. 2013 (genus accepted), sequence data available, see Lawrey et al. 2007 (lichen-associated homobasidiomycetes, phylogeny).

Minostroscyta Hjortstam & Ryvarden 2001, *incertae sedis*, *incertae sedis*, Agaricomycetes, asexual morph unknown, one species, type species *M. discoidalis* Hjortstam & Ryvarden, Colombia, sequence data unavailable, see Kirk et al. 2008.

Mixia C.L. Kramer 1959, Mixiaceae, Mixiales, Mixiomycetes, presumably anamorphic (interpretation of sporogenous cells and spores remains ambiguous), yeast stage known, one species, type species *M. osmundae* (Nishida) C.L. Kramer, intracellular phytoparasite on *Osmunda* and *Osmundastrum* ferns, China, Japan and USA, see Sugiyama and Katumoto 2008 (genus accepted), Kurtzman et al. 2011 (taxonomy), Sugiyama et al. 2018

(review), sequence data available, see Aime et al. 2006 (phylogeny), Bauer et al. 2006 (phylogeny, simple-septate basidiomycetes), Nishida et al. 2011 (genome sequencing), Toome et al. 2014 (genome sequencing), Aime et al. 2014 (phylogeny), Wang et al. 2015d, e (phylogeny, yeast), Sugiyama et al. 2018 (taxonomy, phylogeny).

Miyagia Miyabe ex Syd. & P. Syd. 1913 (= *Peristemma* Syd. 1921), Pucciniaceae, Pucciniales, Pucciniomycetes, three species, type species *M. anaphalidis* Miyabe, biotrophic, terrestrial, worldwide, see Kirk et al. 2013 (genus accepted), sequence data available, see Padamsee and McKenzie 2017 (phylogeny, new combination, New Zealand).

Moesziomyces Vánky 1977, Ustilaginaceae, Ustilaginales, Ustilaginomycetes, seven species, type species *M. bullatus* (J. Schröt.) Vánky, plant parasites (ovaries) on Poaceae, widespread, saprobic yeast states on plants, cultures available, see Kirk et al. 2013 (genus accepted), sequence data available, see Begerow et al. 2014, Wang et al. 2015c (taxonomy, phylogeny).

Mollicarpus Ginns 1984, Polyporaceae, Polyporales, Agaricomycetes, asexual morph unknown, one species, type species *M. cognatus* (Berk.) Ginns, pileate basidioma, poroid hymenophore, wood-rotting, southeast Asia, sequence data unavailable, see Kirk et al. 2013 (genus accepted).

Moniliella Stolk & Dakin 1966, Moniliellaceae, Moniliellales, Moniliellomycetes, 15 species, type species *M. acetoabutans* Stolk & Dakin, known only from saprobic states, osmotolerant, widespread, see Kurtzman et al. 2011 (taxonomy), Kirk et al. 2013 (genus accepted), erythritol-producing, see Lin et al. 2010 (production of erythritol), Kobayashi et al. 2015 (production of erythritol), sequence data availbale, cultures available, see Rosa et al. 2009 (phylogeny, new spp.), new spp see Thanh et al. 2012, 2013, 2018 (Vietnam), Wang et al. 2014a, 2015c (phylogeny).

Moniliophthora H.C. Evans, Stalpers, Samson & Benny 1978, Marasmiaceae, Agaricales, Agaricomycetes, asexual morph unknown, seven species, type species *M. roreri* (Cif.) H.C. Evans, Stalpers, Samson & Benny, worldwide, pathogen causes Witches' broom disease, see Kerekes and Desjardin 2009 (monograph, *Crinipellis*, *Moniliophthora,* southeast Asia), Marelli et al. 2009 (infection biology), Kirk et al. 2013 (genus accepted), sequence data available, see Mondego et al. 2008 (genome), Barbosa et al. 2018 (Genome sequence and effectorome), new spp. see Kropp and Albee-Scott 2012 (Samoan Islands).

Monosporidium Barclay 1888 [1887] (= *Kulkarniella* Gokhale & Patel 1952 [1951]), Phakopsoraceae, Pucciniales, Pucciniomycetes, three species, type species *M. euphorbiae* Barclay ex Sacc. 1891, biotrophic on Euphorbiaceae, Phyllanthaceae, Rubiaceae, terrestrial, India, see Cummins and Hiratsuka 2003 (synonym of *Endophyllum*), sequence data unavailable, Kirk et al. 2013 (genus accepted).

Montagnea Fr. 1836, Agaricaceae, Agaricales, Agaricomycetes, asexual morph unknown, five species, type species *M. arenaria* (DC.) Zeller, secotioid, subtropical try areas, see Kirk et al. 2013 (genus accepted), sequence data available, see Moncalvo et al. 2002 (phylogeny).

Moreaua Liou & H.C. Cheng 1949, Anthracoideaceae, Ustilaginales, Ustilaginomycetes, 39 species, type species *M. kungii* Liou & H.C. Cheng, plant parasite (surface of inner floral organs) on Cyperaceae, widespread (especially Australia), see Kirk et al. 2013 (genus accepted), cultures unavailable, sequence data available, see Begerow et al. 2014, Wang et al. 2015c (taxonomy, phylogeny).

Morganella Zeller 1948, Lycoperdaceae, Agaricales, Agaricomycetes, asexual morph unknown, seven species, type species *M. mexicana* Zeller, worldwide, see Kirk et al. 2013 (genus accepted), Alfredo et al. 2017 (Brazil), sequence data available, gasteroid, see Larsson and Jeppson 2008 (phylogeny), new spp. see Alfredo et al. 2012a (Brazil), Alves and Cortez 2013b (Brazil), Alfredo et al. 2014b (Brazil), Alves et al. 2017 (Brazil).

Morispora Salazar-Yepes, Pardo-Card. & Buriticá 2007, Phragmidiaceae, Pucciniales, Pucciniomycetes, sexual morph *Gerwasia* Racib. 1909, one species, type species *M. tenella* (H.S. Jacks. & Holw.) Salazar-Yepes, Pardo-Card. & Buriticá, biotrophic on Rosaceae (*Rubus*), terrestrial, South America (Ecuador), sequence data unavailable, see Salazar-Yepes et al. 2007 (taxonomy, morphology).

Mrakia Y. Yamada & Komag. 1987, Mrakiaceae, Cystofilobasidiales, Tremellomycetes, sexual and asexual morphs known, twelve species, type species *M. frigida* (Fell, Statzell, I.L. Hunter & Phaff) Y. Yamada & Komag., yeast, psychrophilic, widespread, see Kurtzman et al. 2011 (taxonomy), cultures and sequence data available, see Liu et al. 2015b (taxonomy, phylogeny), Tsuji et al. 2018, 2019 (new spp.).

Mucidula Pat. 1887, Physalacriaceae, Agaricales, Agaricomycetes, asexual morph unknown, two species, type species *M. mucida* (Schrad.) Pat., sequence data available, see Petersen and Hughes 2010 (phylogeny), Schoch et al. 2014 (molecular sequences for reference specimens).

Mucilopilus Wolfe 1979, Boletaceae, Boletales, Agaricomycetes, asexual morph unknown, one species, type species *Fistulinella viscida* (McNabb) Singer, stipitate-pileate, presumably ectomycorrhizal, tropical to subtropical, sequence data available, *M. castaneiceps* does not form a monophyletic group with some *Fistulinella* spp., see Wu et al. 2016f (taxonomy, phylogeny).

Mucronella Fr. 1874, *incertae sedis*, Agaricales, Agaricomycetes, asexual morph unknown, eight species, type species *M. calva* (Alb. & Schwein.) Fr., worldwide, see

Kirk et al. 2013 (genus accepted), sequence data available, see Larsson et al. 2004 (phylogeny, corticioid homobasidiomycetes), Dentinger and McLaughlin 2006 (phylogeny, Clavariaceae).

Multiclavula R.H. Petersen 1967, Hydnaceae, Cantharellales, Agaricomycetes, asexual morph unknown, 13 species, type species *M. corynoides* (Peck) R.H. Petersen, saprobes, lichenized, terrestrial, worldwide, see Kirk et al. 2013 (genus accepted), sequence data available, see Nelsen et al. 2007 (North America, phylogeny).

Multifurca Buyck & V. Hofst. 2008, Russulaceae, Russulales, Agaricomycetes, asexual morph unknown, ten species, type species *M. ochricompacta* (Bills & O.K. Mill.) Buyck & V. Hofst., two subgenera (subg. *Furcata* for lactarioid species, subg. *Multifurca* for russuloid species), agaricoid, presumed ectomycorrhizal, terrestrial, worldwide (unknown from Africa and South America), amphi-pacific distribution with strong preference for the (sub)tropical zone of the Northern Hemisphere, Wang and Liu 2010 (new record, morphology, China), sequence data available, see Buyck et al. 2008 (phylogeny), Wang et al. 2018d (biogeography, new subgenus), Das et al. 2018 (epitypification), new spp. see Lebel et al. 2013 (Australia).

Mundkurella Thirum. 1944, Urocystidaceae, Urocystidales, Ustilaginomycetes, five species, type species *M. heptapleuri* Thirum., plant parasites (leaves, petioles, stems, leaves) on Araliaceae, North America, Asia, see Kirk et al. 2013 (genus accepted), cultures unavailable, sequence data available, see Begerow et al. 2014, Wang et al. 2015c (taxonomy, phylogeny).

Muribasidiospora Kamat & Rajendren 1968, Exobasidiaceae, Exobasidiales, Exobasidiomycetes, three species, type species *M. indica* Kamat & Rajendren, plant parasites on Anacardiaceae and Ulmaceae, India, see Kirk et al. 2013 (genus accepted), cultures unavailable, sequence data available, see Begerow et al. 2001, 2002, 2014, Wang et al. 2015c (taxonomy, phylogeny).

Murinicarpus B.K. Cui & Y.C. Dai 2019, Polyporaceae, Polyporales, Agaricomycetes, asexual morph uknown, two species, type species *M. subadustus* (Z.S. Bi & G.Y. Zheng) B.K. Cui & Y.C. Dai, China, sequence data available, see Cui et al. 2019 (taxonomy, phylogeny).

Muscinupta Redhead, Lücking & Lawrey 2009, *incertae sedis*, Hymenochaetales, Agaricomycetes, asexual morph unknown, one species, type species *M. laevis* (Fr.) Redhead, Lücking & Lawrey, see Lawrey et al. 2009 (taxonomy), sequence data available, see Larsson et al. 2006 (phylogeny).

Musumecia Vizzini & Contu 2011, Pseudoclitocybaceae, Agaricales, Agaricomycetes, asexual morph unknown, four species, type species *M. bettlachensis* Vizzini & Contu, France, Italy, China, sequence data available, see Vizzini et al. 2011a (genus introduced), new spp. see Musumeci 2014 (Europe), Li et al. 2016b (China, Italy).

Mutinus Fr. 1849, Phallaceae, Phallales, Agaricomycetes, asexual morph unknown, 21 species, type species *M. caninus* (Huds.) Fr, terrestrial, widespread, see Kirk et al. 2013 (genus accepted), sequence data available, see Giachini et al. 2010 (phylogeny, Gomphales), Degreef et al. 2013 (São Tomé), Trierveiler-Pereira et al. 2014a (Phallales, phylogeny), new spp. see da Silva et al. 2015 (Brazil), Crous et al. 2017b (Brazil).

Mycaureola Maire & Chemin 1922, Physalacriaceae, Agaricales, Agaricomycetes, asexual morph unknown, one species, type species *M. dilseae* Maire & Chemin, marine, pathogen of the red alga, see Kirk et al. 2013 (genus accepted), sequence data available, see Binder et al. 2006 (evolution, phylogeny).

Mycena (Pers.) Roussel 1806 (= *Decapitatus* Redhead & Seifert 2000 *fide* Art. 59.1), Mycenaceae, Agaricales, Agaricomycetes, asexual morph previously known in *Decapitatus* Redhead & Seifert 2000, c. 600 species, type species *M. galericulata* (Scop.) Gray, saprotrophic, pathogenic, orchid mycorrhizae, worldwide, many species bioluminescent, see Desjardin et al. 2008a (bioluminescent fungus), Kirk et al. 2013 (genus accepted), Robich 2016 (Europe), sequence data available, see Harder et al. 2010 (Northern Europe, section *Calodontes*), Jaeger and Spiteller 2010 (compounds), Harder et al. 2013 (species complex), Park and Lee 2013 (symbiotic, *Gastrodia elata*), new spp. see Robich and Hausknecht 2008 (Austria), Aronsen 2009 (Norway), Boonpratuang 2009 (Thailand), Robich 2009 (Switzerland), Esteve-Raventos and Barrasa 2009 (Spain), Robich and Hausknecht 2009 (Mauritius), Desjardin et al. 2010 (Brazil, Malaysia, Puerto Rico), Aravindakshan and Manimohan 2011, 2012 (India, section *Polyadelphia*), Aronsen and Perry 2012 (Norway), Niveiro et al. 2012 (Argentina), Zamora and Català 2013 (Spain), Aravindakshan and Manimohan 2013a, b, c, 2014 (new section, section *Galactopoda*, section *Exornatae*, section *Longisetae*), Chew et al. 2014 (Malaysia, bioluminescent taxa), Shih et al. 2014 (China), Seok et al. 2015 (Korea), Perry and Desjardin 2016 (California, USA), Desjardin et al. 2016 (Brazil), Robich 2016 (Europe), Takahashi et al. 2016 (Japan), Miersch and Wilhelm 2017 (France), Wei and Kirschner 2019 (China).

Mycenastrum Desv. 1842, Agaricaceae, Agaricales, Agaricomycetes, asexual morph unknown, 18 species, type species *M. corium* (Guers.) Desv., gasteroid, worldwide, see Kirk et al. 2013 (genus accepted), sequence data available, see Larsson and Jeppson 2008 (phylogeny), new spp. see Gurgel et al. 2017 (Brazil).

Mycenella (J.E. Lange) Singer 1938, *incertae sedis*, Agaricales, Agaricomycetes, asexual morph unknown, ten species, type species *M. cyatheae* (Singer) Singer,

temperate, see Kirk et al. 2013 (genus accepted), sequence data available, see Garnica et al. 2007 (agarics, phylogeny, basidiospore ultrastructure), Osmundson et al. 2013 (DNA barcode).

Mycetinis Earle 1909, Omphalotaceae, Agaricales, Agaricomycetes, asexual morph unknown, 15 species, type species *M. alliaceus* (Jacq.) Earle ex A.W. Wilson & Desjardin, basidiomas of garlic smelling, saprophytic, worldwide, see Kirk et al. 2013 (genus accepted), sequence data available, see Petersen and Hughes 2017 (taxonomy).

Mycoacia Donk 1931, Meruliaceae, Polyporales, Agaricomycetes, asexual morph unknown, c. 16 species, type species *M. fuscoatra* (Fr.) Donk, resupinate basidioma, hydnoid hymenophore, wood-inhabiting, widespread, see Kirk et al. 2013 (genus accepted), sequence data available, see Moreno et al. 2011 (phylogeny, Meruliaceae), Sjökvist et al. 2012 (phylogeny), new sp. see Yuan and Wan 2013 (morphology, China).

Mycoaciella J. Erikss. & Ryvarden 1978, Meruliaceae, Polyporales, Agaricomycetes, asexual morph unknown, five species, type species *M. bispora* (Stalpers) J. Erikss. & Ryvarden, resupinate basidioma, hydnoid hymenophore, wood-inhabiting, widespread, see Kirk et al. 2013 (genus accepted), sequence data available, see Larsson et al. 2004 (phylogeny, corticioid fungi), new combination see Hjortstam and Ryvarden 2009b (morphology).

Mycoalvimia Singer 1981, *incertae sedis*, Agaricales, Agaricomycetes, asexual morph unknown, one species, type species *M. theobromicola* Singer, Brazil, sequence data unavailable, see Kirk et al. 2013 (genus accetped).

Mycoamaranthus Castellano, Trappe & Malajczuk 1992, Boletaceae, Boletales, Agaricomycetes, asexual morph unknown, three species, type species *M. auriorbis* Castellano, Trappe & Malajczuk, sequestrate, presumably ectomycorrhizal, Australia, Africa, Southeast Asia, some species edible (*M. cambodgensis*), see Lumyong et al. 2003, Kirk et al. 2013 (genus accepted), sequence data available, see Smith et al. 2015 (phylogeny).

Mycocalia J.T. Palmer 1961, *incertae sedis*, Agaricales, Agaricomycetes, asexual morph unknown, seven species, type species *M. denudata* (Fr. & Nordholm) J.T. Palmer, worldwide, bird's nests fungi, see Kirk et al. 2013 (genus accepted), sequence data available, see Matheny et al. 2015 (taxonomy, dark-spored, phylogeny), new spp. see Crous et al. 2018b (morphology, phylogeny, Brazil).

Mycocryptococcus Pollacci & Nann. 1927, Tremellaceae, Tremellales, Tremellomycetes, asexual morph unknown, one species, type species *M. copellii* Pollacci & Nann., yeast, worldwide, sequence data unavailable, see Kirk et al. 2008.

Mycogloea L.S. Olive 1950, *incertae sedis*, Agaricostilbales, Agaricostilbomycetes, seven species, type species *M. carnosa* L.S. Olive, yeast stage described as *Kurtzmanomyces*, mycoparasitic (mostly on Ascomycota), North America, Japan, Thailand, sequence data available, the genus is most likely polyphyletic, see Bauer et al. 2009 (phylogeny), Wang et al. 2015d, e (phylogeny, yeast).

Mycoleptodonoides Nikol. 1952, *incertae sedis*, Polyporales, Agaricomycetes, asexual morph unknown, four species, type species *M. vassiljevae* Nikol., hydnoid hymenophore, wood-rotting, widespread (Asia), see Kirk et al. 2013 (genus accepted), some species edible (*M. aitchisonii* (Berk.) Maas Geest.), see Dai et al. 2010b (edible mushrooms, China), Choi et al. 2016b (compounds), sequence data available, see Justo et al. 2017 (phylogeny, Polyporales), new spp. see Yuan and Dai 2009a (morphology, China), Das et al. 2013b (phylogeny, morphology, India).

Mycolevis A.H. Sm. 1965, Albatrellaceae, Russulales, Agaricomycetes, asexual morph unknown, one species, type species *M. siccigleba* A.H. Sm., terrestrial, North America, sequence data unavailable, see Kirk et al. 2013 (genus accepted).

Mycopan Redhead, Moncalvo & Vilgalys 2013, Mycenaceae, Agaricales, Agaricomycetes, asexual morph unknown, one species, type species *M. scabripes* (Murrill) Redhead, Moncalvo & Vilgalys, basidioma mycenoid, sordid, on plant debris, sequence data unavailable, see Redhead 2013a (taxonomy).

Mycorrhaphium Maas Geest. 1962, Steccherinaceae, Polyporales, Agaricomycetes, asexual morph unknown, six species, type species *M. adustum* (Schwein.) Maas Geest., hydnoid hymenophore, terrestrial, widespread (USA, Europe, Africa, China), see Kirk et al. 2013 (genus accepted), Tervonen et al. 2015 (redescription of *M. pusillum*), Zmitrovich 2018a (taxonomy), sequence data available, see Miettinen et al. 2012 (phylogeny), Yuan 2014 (phylogeny, *Antrodiella,* China), new sp. see Yuan and Dai 2009b (morphology, China).

Mycorrhaphoides Hembrom, K. Das & Hallenb. 2017, *incertae sedis*, Polyporales, Agaricomycetes, asexual morph unknown, one species, type species *M. stalpersii* Hembrom, Nilsson, A. Parihar, K. Das, A. Baghela & S.K. Singh, wood-rotting, India, sequence data available, see Hembrom et al. 2017b (taxonomy, China).

Mycosarcoma Bref. 1912, Ustilaginaceae, Ustilaginales, Ustilaginomycetes, five species, type species *M. maydis*, plant parasite (flowers) on Poaceae, widespread, saprotrophic yeast on plants, cultures available, sequence data available, see McTaggart et al. 2016c (taxonomy).

Mycospongia Velen. 1939, *incertae sedis*, Agaricales, Agaricomycetes, asexual morph unknown, one species, type species *M. juniperi* Velen., sequence data unavailable, see Kirk et al. 2008.

Mycostigma Jülich 1976, Atheliaceae, Atheliales, Agaricomycetes, asexual morph unknown, one species, type

species *M. aegeritoides* (Bourdot & Galzin) Jülich, Europe, sequence data unavailable, see Kirk et al. 2013 (genus accepted).

Mycostilla Spirin & V. Malysheva 2018, *incertae sedis*, Auriculariales, Agaricomycetes, monotypic, type species *M. vermiformis* (Berk. & Broome) Spirin & V. Malysheva (previously *Dacrymyces vermiformis*), temperate European forests, sequence data available, see Spirin et al. 2019a (genus introduced, phylogeny).

Mycosyrinx Beck 1894, Mycosyringaceae, Urocystidales, Ustilaginomycetes, asexual morph unkown, four species, type species *M. cissi* (DC.) Beck, plant parasites (branches) on *Cissus* spp. (Vitaceae), America, Asia, Africa, see Kirk et al. 2013 (genus accepted), cultures unavailable, sequence data available, see Begerow et al. 2014, Nasr et al. 2014a (taxonomy).

Mycothele Jülich 1976, Gloeophyllaceae, Gloeophyllales, Agaricomycetes, asexual morph unknown, one species, type species *M. disciformis* (G. Cunn.) Jülich, New Zealand, sequence data unavailable, see Kirk et al. 2013 (genus accetped).

Mylittopsis Pat. 1895, *incertae sedis*, *incertae sedis*, Agaricomycetes, asexual morph unknown, one species, type species *M. langloisii* Pat., USA, Malaysia, sequence data unavailable, see Kirk et al. 2013 (genus accepted).

Myochromella V. Hofst., Clémençon, Moncalvo & Redhead 2015, Lyophyllaceae, Agaricales, Agaricomycetes, asexual morph unknown, two species, type species *M. inolens* (Fr.) V. Hofstetter, Clémençon, Moncalvo & Redhead, worldwide, basidioma agarioid, solitary, gregarious or occasionally paired (notcaespitose), sequence data available, see Hofstetter et al. 2014 (phylogeny, Lyophyllaceae), Bellanger et al. 2015 (phylogeny).

Myriococcum Fr. 1823, *incertae sedis*, *incertae sedis*, Agaricomycetes, one species, type species *M. praecox* Fr., worldwide, see Kirk et al. 2013 (genus accepted), sequence data available, see Koukol 2016 (phylogeny).

Myriostoma Desv. 1809, Geastraceae, Geastrales, Agaricomycetes, asexual morph unknown, four species, type species *M. anglicum* Desv. [current name: *M. coliforme* (Dicks.) Corda], widespread, see Kirk et al. 2013 (genus accepted), sequence data available, new spp. see Sousa et al. 2017 (hidden species within *M. coliforme*).

Myriothele Nakasone 2013, Polyporaceae, Polyporales, Agaricomycetes, asexual morph unknown, one species, type species *M. philippiae* (Boidin & Gilles) Nakasone, hydnoid hymenophore, see Nakasone et al. 2013 (morphology), wood-rotting, Réunion, sequence data available, see Wu et al. 2007 (phylogeny), Nakasone 2013 (new genus, new combination, morphology, *Epithele*), Justo et al. 2017 (phylogeny, Polyporales).

Mythicomyces Redhead & A.H. Sm. 1986, Mythicomycetaceae, Agaricales, Agaricomycetes, asexual morph unknown, one species, type species *M. corneipes* (Fr.) Redhead & A.H. Sm., North temperate, see Kirk et al. 2013 (genus accepted), sequence data available, see Matheny et al. 2006 (phylogeny), Vizzini et al. 2019 (phylogeny).

Myxariellum Spirin & V. Malysheva 2019, *incertae sedis*, Auriculariales, Agaricomycetes, asexual morph unknown, two species, type species *M. concinnum* Spirin & V. Malysheva, North America (United States, Washington); on rotten wood of *Thuja*, sequence data available, see Spirin et al. 2019b (taxonomy, phylogeny).

Myxarium Wallr. 1833, Hyaloriaceae, Auriculariales, Agaricomycetes, asexual morph unknown, 14 species, type species *M. nucleatum* Wallr., wood-decaying, worldwide, see Kirk et al. 2013 (genus accepted), sequence data available, see Weiß and Oberwinkler 2001 (taxonomy and phylogeny), Spirin et al. 2018a, 2019b (taxonomy, phylogeny, new spp.)

Myxomphalia Hora 1960, *incertae sedis*, Agaricales, Agaricomycetes, asexual morph unknown, c. two species, type species *M. maura* (Fr.) Hora, North temperate, see Kirk et al. 2013 (genus accepted), sequence data available, see Antonín 1999 (type revision), Moncalvo et al. 2002 (phylogeny), Antonín and Noordeloos 2004 (Europe).

Naematelia Fr. 1818, Naemateliaceae, Tremellales, Tremellomycetes, sexual and asexual morphs known, four species, type species *N. encephala* (Pers.) Fr., mycoparasitic, worldwide, cultures and sequence data available, see Liu et al. 2015b (taxonomy, phylogeny).

Naganishia S. Goto 1963, Filobasidiaceae, Filobasidiales, Tremellomycetes, sexual morph unknown, 17 species, type species *N. globosa* Goto, yeast, worldwide, cultures and sequence data available, see Liu et al. 2015b (taxonomy and phylogeny), new spp. see Fotedar et al. 2018 (Qatar).

Naiadolina Redhead, Labbé & Ginns 2013, Physalacriaceae, Agaricales, Agaricomycetes, asexual morph unknown, one species, type species *N. flavomerulina* (Redhead) Redhead, H. Labbé & Ginns, worldwide, sequence data available, see Redhead and Ginns 2013 (taxonomy), Hao et al. 2014 (phylogeny).

Nannfeldtiomyces Vánky 1981, Doassansiaceae, Doassansiales, Exobasidiomycetes, asexual morph unknown, two species, type species *N. sparganii* (Lagerh.) Vánky, plant parasites on leaves of Sparganiaceae, Asia, Europe, North America, see Kirk et al. 2013 (genus accepted), cultures unavailable, sequence data available, see Begerow et al. 2014 (taxonomy).

Nanstelocephala Oberw. & R.H. Petersen 1990, Crepidotaceae, Agaricales, Agaricomycetes, asexual morph unknown, one species, type species *N. physalacrioides* Oberw. & R.H. Petersen, USA, sequence data unavailable, see Kirk et al. 2013 (genus accepted).

Naohidea Oberw. 1990, Naohideaceae, Naohideales, Cystobasidiomycetes, yeast stage known, one species, type

species *N. sebacea* (Berk. & Broome) Oberw., gelatinous basidiocarps, mycoparasitic, Asia, Europe and North America, see Piątek 2002 (notes on distribution, Poland), Kurtzman et al. 2011 (taxonomy), cultures and sequence data available, see Aime et al. 2006 (phylogeny), Bauer et al. 2006 (phylogeny, simple-septate basidiomycetes), Aime et al. 2014 (phylogeny), Wang et al. 2015e (phylogeny, taxonomy).

Naohidemyces S. Sato, Katsuya & Y. Hirats. 1993, Pucciniastraceae, Pucciniales, Pucciniomycetes, two species, type species *N. vaccinii* (Jørst.) S. Sato, Katsuya & Y. Hirats. ex Vanderweyen & Fraiture, biotrophic on *Vaccinium* (Ericaceae) and *Tsuga* (Pinaceae, alternate host), terrestrial, see Vanderweyen and Fraiture 2009 (validated *N. vaccinii*), Kirk et al. 2013 (genus accepted), sequence data available, see Aime 2006 (phylogeny).

Narasimhania Thirum. & Pavgi 1952, Doassansiaceae, Doassansiales, Exobasidiomycetes, one species, type species *N. alismatis* Pavgi & Thirum., plant parasites on leaves of Alismataceae, Africa, South America, South Asia, see Kirk et al. 2013 (genus accepted), cultures unavailable, sequence data unavailable, see Begerow et al. 2014 (taxonomy, phylogeny).

Naucoria (Fr.) P. Kumm. 1871 (= *Alnicola* Kühner 1926), Hymenogastraceae, Agaricales, Agaricomycetes, asexual morph unknown, 30 species, type species *N. escharioides* (Fr.) P. Kumm., worldwide, see Henrici 2008 (Britain, keys), Kirk et al. 2013 (genus accepted), sequence data available, see Moncalvo et al. 2002 (phylogeny), Garnica et al. 2007 (agarics, phylogeny, basidiospore ultrastructure), Larsson et al. 2009b (phylogeny).

Navisporus Ryvarden 1980, Polyporaceae, Polyporales, Agaricomycetes, asexual morph unknown, eight species, type species *N. floccosus* (Bres.) Ryvarden, poroid hymenophore, wood-rotting, widespread (pantropical), see Kirk et al. 2013 (genus accepted), sequence data available, see Vlasák et al. 2012 (USA), new spp. see Ryvarden 2018a (morphology, Cameroon, Central African Republic).

Necator Massee 1898, Corticiaceae, Corticiales, Agaricomycetes, sexual morph *Erythricium*, one species, type species *N. decretus* Massee, Southeast Asia, sequence data unavailable, see Kirk et al. 2013 (genus accepted).

Neoalbatrellus Audet 2010, *incertae sedis*, Russulales, Agaricomycetes, asexual morph unknown, four species, type species *N. caeruleoporus* (Peck) Audet, poroid hymenophore, wood-decaying, ectomycorrhizal, worldwide, on soil, see Audet 2010 (taxonomy), sequence data available, see Audet and Luther 2016 (new sp., phylogeny, North America), Chen et al. 2017e (new sp., phylogeny, China).

Neoaleurodiscus Sheng H. Wu 2010, Stereaceae, Russulales, Agaricomycetes, asexual morph unknown, two species, type species *N. fujii* Sheng H. Wu 2010, wood-rotting, Japan, sequence data available, see Wu et al. 2010b (genus introduced).

Neoalpova Vizzini 2014, Paxillaceae, Boletales, Agaricomycetes, asexual morph unknown, one species, type species *N. rubescens* (Vittad.) Vizzini, sequence data unavailable, see Vizzini 2014a (taxonomy).

Neoantrodia Audet 2017, Fomitopsidaceae, Polyporales, Agaricomycetes, asexual morph unknown, 13 species, type species *N. serialis* (Fr.) Audet, wood-rotting, sequence data available, see Ortiz-Santana et al. 2013 (antrodia clade of Polyporales, phylogeny), Spirin et al. 2016a (phylogeny, *Antrodia s. s.*), Han et al. 2016a (brown-rot fungi, phylogeny, new genera, *Fomitopsis*).

Neoantrodiella Y.C. Dai, B.K. Cui, Jia J. Chen & H.S. Yuan 2015, Neoantrodiellaceae, Hymenochaetales, Agaricomycetes, asexual morph unknown, two species, type species *N. gypsea* (Yasuda) Y.C. Dai, B.K. Cui, Jia J. Chen & H.S. Yuan, sequence data available, see Ariyawansa et al. 2015 (taxonomy).

Neoboletus Gelardi, Simonini & Vizzini 2014, Boletaceae, Boletales, Agaricomycetes, asexual morph unknown, eleven species, type species *N. luridiformis* (Rostk.) Gelardi, Simonini & Vizzini, mostly stipitate-pileate, ectomycorrhizal, both edible (*N. erythropus*, Boa 2004) and poisonous species(*N. venenatus*, Matsuura et al. 2007), Europe, North America, Asia, sequence data available, see Wu et al. 2014b (phylogeny).

Neoburgoa Diederich, E. Zimm. & Lawrey 2016, Hydnaceae, Cantharellales, Agaricomycetes, only asexual morph known (bulbil-forming), one species, type species *N. freyi* Diederich, Zimmermann & Lawrey, lichenicolous, widespread in the Alps, Russia, see Zhurbenko and Pino-Bodas 2017 (revision, lichenicolous fungi growing on *Cladonia*), sequence data available, see Lawrey et al. 2016 (taxonomy, phylogeny).

Neocampanella Nakasone, Hibbett & Goranova 2009, Marasmiaceae, Agaricales, Agaricomycetes, asexual morph unknown, one species, type species *N. blastanos* (Boidin & Gilles) Nakasone, Hibbett & Goranova, lignicolous, Central African Republic, China, Mauritius, USA, basidioma corticioid, sequence data available, see Nakasone et al. 2009 (taxonomy).

Neoclitocybe Singer 1962, *incertae sedis*, Agaricales, Agaricomycetes, asexual morph unknown, eleven species, type species *N. byssiseda* (Bres.) Singer, worldwide, see Kirk et al. 2013 (genus accepted), sequence data unavailable, new spp. see Sá et al. 2016 (Brazil).

Neodatronia B.K. Cui, Hai J. Li & Y.C. Dai 2014, Polyporaceae, Polyporales, Agaricomycetes, asexual morph unknown, two species, type species *N. gaoligongensis* B.K. Cui, Hai J. Li & Y.C. Dai, poroid hymenophore, wood-rotting, China, sequence data available, see Li et al. 2014b (phylogeny, monograph, China).

Neodictyopus Palacio, Robledo, Reck & Drechsler-Santos 2017, Polyporaceae, Polyporales, Agaricomycetes, asexual morph unknown, three species, type species *N. atlanticae* Palacio, Robledo & Drechsler-Santos, sequence data available Palacio et al. 2017 (taxonomy).

Neofavolus Sotome & T. Hatt. 2013, Polyporaceae, Polyporales, Agaricomycetes, asexual morph unknown, four species, type species *N. alveolaris* (DC.) Sotome & T. Hatt., poroid hymenophore, wood-rotting, widespread (temperate), sequence data available, see Sotome et al. 2013 (new sp., new combinations, phylogeny), Seelan et al. 2015 (new combination, phylogeny), Zmitrovich and Kovalenko 2016 (phylogeny), Zmitrovich 2018a (taxonomy).

Neofomitella Y.C. Dai, Hai J. Li & Vlasák 2014, Polyporaceae, Polyporales, Agaricomycetes, asexual morph unknown, three species, type species *N. rhodophaea* (Lév.) Y.C. Dai, Hai J. Li & Vlasák, pileate basidioma, poroid hymenophore, wood-rotting, widespread (Asia), sequence data available, see Li et al. 2014c (taxonomy, phylogeny, China).

Neohygrocybe Herink 1958, Hygrophoraceae, Agaricales, Agaricomycetes, asexual morph unknown, five species, type species *N. ovina* (Bull.) Herink, worldwide, two sections: sect. *Neohygrocybe* Herink 1958 and sect. *Tristes* (Bataille) Lodge & Padamsee 2013, worldwide, sequence data available, see Babos et al. 2011 (phylogeny), Lodge et al. 2014 (phylogeny, monograph, Hygrophoraceae).

Neolentinus Redhead & Ginns 1985, Gloeophyllaceae, Gloeophyllales, Agaricomycetes, asexual morph unknown, 14 species, type species *N. kauffmanii* (A.H. Sm.) Redhead & Ginns, wood-rotting, widespread, brown rot (*N. lepideus*), see Kirk et al. 2013 (genus accepted), some species edible (*N. lepideus* (Fr.) Redhead & Ginns), see Dai et al. 2010b (edible mushrooms, China), Jang et al. 2010 (cultivation), some species medicinal use (*N. adhaerens* (Alb. & Schwein.) Redhead & Ginns), see Dai and Yang 2008 (medicinal mushrooms, China), sequence data available, see Garcia-Sandoval et al. 2011 (phylogeny), Nagy et al. 2015 (evolution, genome), Zmitrovich and Kovalenko 2016 (phylogeny, new combinations), Vlasenko et al. 2017 (Novosibirsk, new record).

Neolentiporus Rajchenb. 1995, Fomitopsidaceae, Polyporales, Agaricomycetes, asexual morph unknown, two species, type species *N. maculatissimus* (Lloyd) Rajchenb., poroid hymenophore, wood-rotting, brown rot, widespread (South America, Australia), see Kirk et al. 2013 (genus accepted), sequence data available, see Pildain and Rajchenberg 2013 (phylogeny, *Postia s. l.*, Argentina).

Neolysurus O.K. Mill., Ovrebo & Burk 1991, Phallaceae, Phallales, Agaricomycetes, asexual morph unknown, one species, type species *N. arcipulvinus* O.K. Mill., Ovrebo & Burk, terrestrial, Costa Rica, sequence data unavailable, see Kirk et al. 2013 (genus accetped).

Neomensularia F. Wu, L.W. Zhou & Y.C. Dai 2016, Hymenochaetaceae, Hymenochaetales, Agaricomycetes, asexual morph unknown, four species, type species *N. duplicata* F. Wu, L.W. Zhou & Y.C. Dai, wood-rotting, sequence data available, see Wu et al. 2016a (taxonomy), new spp. see Ji and Wu 2017b (China).

Neonothopanus R.H. Petersen & Krisai 1999, Omphalotaceae, Agaricales, Agaricomycetes, asexual morph unknown, three species, type species *N. nambi* (Speg.) R.H. Petersen & Krisai, see Kirk et al. 2013 (genus accepted), some species bioluminescent (*N. nambi* (Speg.) R.H. Petersen & Krisai), on tree base, Australia, South America, Central America, Malaysia, sequence data available, see Chew et al. 2015 (Malaysia, phylogeny, bioluminescent fungi), new combinations, see Capelari et al. 2011,

Neopaxillus Singer 1948, *incertae sedis*, Agaricales, Agaricomycetes, asexual morph unknown, six species, type species *N. echinospermus* (Speg.) Singer, America, see Kirk et al. 2013 (genus accepted), Watling and Aime 2013 (monograph), sequence data available, new spp. see Vizzini et al. 2012a (Dominican Republic).

Neosecotium Singer & A.H. Sm. 1960, Agaricaceae, Agaricales, Agaricomycetes, asexual morph unknown, two species, type species *N. macrosporum* (Lloyd) Singer & A.H. Sm., America, Africa, sequence data unavailable, see Lizárraga et al. 2012 (Brazil), Kirk et al. 2013 (genus accepted).

Neotremella Lowy 1979, *incertae sedis*, Tremellales, Tremellomycetes, asexual morph unknown, one species, type species *N. guzmanii* Lowy, wood-decaying, North America, Mexico, sequence data unavailable, see Kirk et al. 2013 (genus accepted).

Neotyphula Wakef. 1934, *incertae sedis*, *incertae sedis*, *incertae sedis*, Basidiomycota, asexual morph unknown, one species, type species *N. guianensis* Wakef., Guyana, sequence data unavailable, see Kirk et al. 2013 (genus accepted).

Neovossia Körn. 1879, Tilletiaceae, Tilletiales, Exobasidiomycetes, one species, type species *N. moliniae* (Thüm.) Körn., plant parasite (ovaries) on Poaceae, Europa, Asia, North America, see Kirk et al. 2013 (genus accepted), cultures unavailable, sequence data unavailable, see Begerow et al. 2014 (taxonomy).

Newinia Thaung 1973, Phakopsoraceae, Pucciniales, Pucciniomycetes, three species, type species *N. heterophragmatis* Thaung, biotrophic on Bignoniaceae, terrestrial, Nigeria, Myanmar, Thailand, sequence data unavailable, see Kirk et al. 2013 (genus accetped).

Nia R.T. Moore & Meyers 1961, Niaceae, Agaricales, Agaricomycetes, asexual morph unknown, three species, type species *N. vibrissa* R.T. Moore & Meyers, worldwide,

marine, see Kirk et al. 2013 (genus accepted), sequence data available, see Binder et al. 2001 (*N. vibrissa*, phylogeny), Yamaguchi et al. 2009 (phylogeny).

Nidula V.S. White 1902, *incertae sedis*, Agaricales, Agaricomycetes, asexual morph unknown, six species, type species *N. candida* (Peck) V.S. White, worldwide, bird's nests fungi, see Kirk et al. 2013 (genus accepted), sequence data available, see Zhao et al. 2017c (phylogeny), new spp. see Das and Zhao 2013 (India), Poinar 2014 (fossil).

Nidularia Fr. 1817, *incertae sedis*, Agaricales, Agaricomycetes, asexual morph unknown, three species, type species *N. deformis* (Willd.) Fr., worldwide, bird's nests fungi, see Kirk et al. 2013 (genus accepted), sequence data available, see Matheny and Griffith 2010 (phylogeny).

Nidulariopsis Greis 1935, Geastraceae, Geastrales, Agaricomycetes, asexual morph unknown, two species, type species *N. melanocarpa* Greis, Europe, North America, sequence data unavailable, see Kirk et al. 2013 (genus accepted).

Nielozyma X.Z. Liu, F.Y. Bai, M. Groenew. & Boekhout 2015, Bulleribasidiaceae, Tremellales, Tremellomycetes, sexual morph unknown, two species, type species *N. melastomae* (Nakase, Tsuzuki, F.L. Lee & M. Takash.) X.Z. Liu, F.Y. Bai, M. Groenew. & Boekhout, yeast, Asia, cultures and sequence data available, see Liu et al. 2015b (taxonomy and phylogeny).

Niemelaea Zmitr., Ezhov & Khimich 2015, Steccherinaceae, Polyporales, Agaricomycetes, asexual morph unknown, five species, type species *N. consobrina* (Bres.) Zmitr., Ezhov & Khimich, poroid hymenophore, wood-rotting, widespread, sequence data available, see Tomšovský et al. 2010b (phylogeny, *Ceriporiopsis*), new combinations see Zmitrovich et al. 2015 (taxonomy, Russia, China), Papp 2016 (*N. balaenae*), Zmitrovich 2018a (taxonomy).

Nigroboletus Gelardi, Vizzini, E. Horak, T.H. Li & Ming Zhang 2015, Boletaceae, Boletales, Agaricomycetes, asexual morph unknown, one species, type species *N. roseonigrescens* Gelardi, Vizzini, E. Horak, T.H. Li & Ming Zhang, stipitate-pileate, China, sequence data available, see Gelardi et al. 2015b (taxonomy, phylogeny).

Nigrohydnum Ryvarden 1987, *incertae sedis*, Polyporales, Agaricomycetes, asexual morph unknown, one species, type species *N. nigrum* Ryvarden, pileate basdiome, hymenophore hydnoid to lamellate, wood-rotting, Brazil, sequence data unavailable, see Kirk et al. 2013 (genus accepted), Robledo and de Mello Gugliotta 2013 (morphology, distribution).

Nigrofomes Murrill 1904, Nigrofomitaceae, Hymenochaetales, Agaricomycetes, asexual morph unknown, three species, type species *N. melanoporus* (Mont.) Murrill, wood-rotting, worldwide, sequence data available, see Zhou et al. 2018 (accepted Nigrofomitaceae, phylogeny, taxonomy).

Nigroporus Murrill 1905, Steccherinaceae, Polyporales, Agaricomycetes, asexual morph unknown, three species, type species *N. vinosus* (Berk.) Murrill, poroid hymenophore, wood-rotting, widespread (pantropical), see Kirk et al. 2013 (genus accepted), sequence data available, see Miettinen et al. 2012 (phylogeny), Binder et al. 2013 (phylogeny, Polyporales).

Niveoporofomes B.K. Cui, M.L. Han & Y.C. Dai 2016, Fomitopsidaceae, Polyporales, Agaricomycetes, asexual morph unknown, one species, type species *N. spraguei* (Berk. & M.A. Curtis) B.K. Cui, M.L. Han & Y.C. Dai, widespread (temperate), annual pileate basidioma, poroid hymenophore, wood-rotting, brown rot, sequence data available, see Han et al. 2016a (new combination, phylogeny, morphology).

Nochascypha Agerer 1983, *incertae sedis*, Agaricales, Agaricomycetes, asexual morph unknown, six species, type species *N. filicina* (P. Karst.) Agerer, South America, sequence data unavailable, see Kirk et al. 2013 (genus accepted).

Nothocastoreum G.W. Beaton 1984, Mesophelliaceae, Hysterangiales, Agaricomycetes, asexual morph unknown, one species, type species *N. cretaceum* (Lloyd) G.W. Beaton, Australia, see Kirk et al. 2013 (genus accepted), sequence data available, see Hosaka et al. 2006 (phylogeny, phylogeography).

Nothocorticium Gresl. & Rajchenb. 1999, *incertae sedis*, Corticiales, Agaricomycetes, asexual morph unknown, one species, type species *N. patagonicum* Gresl. & Rajchenb., Argentina, sequence data unavailable, see Kirk et al. 2013 (genus accepted).

Notholepista Vizzini & Contu 2012, *incertae sedis*, Agaricales, Agaricomycetes, asexual morph unknown, one species, type species *N. subzonalis* (Peck) Vizzini & Contu, worldwide, on the ground, never on wood, sequence data available, see Vizzini et al. 2012b (taxonomy).

Nothophellinus Rajchenb. & Pildain 2015, Hymenochaetaceae, Hymenochaetales, Agaricomycetes, asexual morph unknown, one species, type species *N. andinopatagonicus* (J.E. Wright & J.R. Deschamps) Rajchenb. & Pildain, proposed to accommodate *Phellinus andinopatagonicus*, wood-rotting, white rot, Argentina, Chile, sequence data available, see Rajchenberg et al. 2015 (poroid Hymenochaetaceae).

Nothoravenelia Dietel 1910, Phakopsoraceae, Pucciniales, Pucciniomycetes, three species, type species *N. japonica* Dietel, biotrophic on Burseraceae, Euphorbiaceae, terrestrial, Malawi, Japan, sequence data unavailable, see Kirk et al. 2013 (genus accepted).

Nyssopsora Arthur 1906 (= *Oplophora* Syd. 1921), Raveneliaceae, Pucciniales, Pucciniomycetes, eleven

species, type species *N. echinata* (Lév.) Arthur, biotrophic, terrestrial on Anacardiaceae, Apiaceae, Araliaceae, Meliaceae, Pittosporaceae, Sapindaceae, Asia, Australia, Europe, North America, central America (Panama), see Kirk et al. 2013 (genus accepted), sequence data available, see Baiswar et al. 2014 (identification), new spp. see de Carvalho et al. 2014 (Panama).

Obba Miettinen & Rajchenb. 2012, Gelatoporiaceae, Polyporales, Agaricomycetes, asexual morph unknown, two species, type species *O. valdiviana* (Rajchenb.) Miettinen & Rajchenb., resupinate basidioma, poroid hymenophore, wood-rotting, white rot, widespread (subtropics to boreal zone), sequence data available, see Miettinen and Rajchenberg 2012 (taxonomy, phylogeny), Miettinen et al. 2016b (draft genome, *O. rivulosa*), Zmitrovich 2018a (taxonomy).

Oberwinkleria Vánky & R. Bauer 1995, Tilletiaceae, Tilletiales, Exobasidiomycetes, one species, type species *O. anulata* Vánky & C. Vánky, plant parasite (ovaries) on *Ortachne* spp. (Poaceae), Venezuela, see Kirk et al. 2013 (genus accepted), cultures unavailable, sequence data available, see Begerow et al. 2014 (taxonomy).

Oberwinklerozyma Q.M. Wang, F.Y. Bai, M. Groenew. & Boekhout 2015, *incertae sedis*, *incertae sedis*, Microbotryomycetes, sexual morph unknown, three species, type species *O. yarrowii* (Á. Fonseca & Uden) Q.M. Wang, F.Y. Bai, M. Groenew. & Boekhout, yeast, worldwide, cultures and sequence data available, see Wang et al. 2015e (taxonomy, phylogeny).

Occultifur Oberw. 1990, Cystobasidiaceae, Cystobasidiales, Cystobasidiomycetes, all species are able to develop a yeast stage or are only known as yeast (*O. brasiliensis* and *O. tropicalis*), c. nine species (probably an underestimation as some species were recently discovered as yeast stages from very different habitats), type species *O. internus* (L.S. Olive) Oberw., ecological strategies variable, mycoparasitic, endophytic, epiphytic or soil yeasts, worldwide, Kurtzman et al. 2011 (taxonomy), sequence data available, see Aime et al. 2006 (phylogeny), Bauer et al. 2006 (phylogeny, simple-septate basidiomycetes), Aime et al. 2014 (phylogeny), Wang et al. 2015e (phylogeny, yeast), new spp. see Gomes et al. 2015 (Brazil), Kurtzman and Robnett 2015 (USA), Khunnamwong et al. 2015 (Thailand, Brazil), Khunnamwong et al. 2017, Šibanc et al. 2018 (Slovenia),

Ochropsora Dietel 1895, Uropyxidaceae, Pucciniales, Pucciniomycetes, three species, type species *O. sorbi* Dietel, biotrophic on Ranunculaceae (alternate host), Araliaceae, Elaeagnaceae, Rosaceae, terrestrial, Europe, Japan, see Kirk et al. 2013 (genus accepted), sequence data available, see Van der Merwe et al. 2007 (phylogeny).

Octaviania Vittad. 1831, Boletaceae, Boletales, Agaricomycetes, asexual morph unknown, c. 40 species, type species *O. asterosperma* Vittad., basidiomas sequestrate, ectomycorrhizal, worldwide, see Kirk et al. 2013 (genus accepted), sequence data available, see Orihara et al. 2012b (phylogeny, new spp., Japan), Choeyklin et al. 2012 (Thailand), Cabero et al. 2013 (Spain).

Odonticium Parmasto 1968, *incertae sedis*, *incertae sedis*, Agaricomycetes, asexual morph unknown, seven species, type species *O. romellii* (S. Lundell) Parmasto, worldwide, sequence data available, see Larsson et al. 2006 (phylogeny), Miettinen et al. 2012 (phylogeny).

Odontiochaete Rick 1940, *incertae sedis*, Cantharellales, Agaricomycetes. asexual morph unknown, one species, type species *O. alba* Rick, Host-Substratum Brazilwood, genus in need of modern interpretation, sequence data unavailable, see Kirk et al. 2008.

Odontiopsis Hjortstam & Ryvarden 1980, Schizoporaceae, Hymenochaetales, Agaricomycetes, asexual morph unknown, two species, type species *O. hyphodontina* Hjortstam & Ryvarden, wood-rotting, widespread, sequence data unavailable, see Kirk et al. 2013 (genus accepted).

Odontoefibula C.C. Chen & Sheng H. Wu 2018, Phanerochaetaceae, Polyporales, Agaricomycetes, one species, type species *O. orientalis* C.C. Chen & Sheng H. Wu, see Chen et al. 2018 (phylogeny, taxonomy).

Odoria V. Papp & Dima 2017, Meruliaceae, Polyporales, Agaricomycetes, asexual morph unknown, one species, type species *O. alborubescens* (Bourdot & Galzin) V. Papp & Dima, poroid hymenophore, wood-rotting, white rot, Europe, sequence data available, see Papp and Dima 2018 (new genus, new combination, phylogeny, type study), Zmitrovich 2018a (taxonomy).

Ofella Spirin & V. Malysheva 2019, *incertae sedis*, Auriculariales, Agaricomycetes, asexual morph unknown, one species, type species *O. glaira* (Lloyd) Spirin & V. Malysheva, Europe (Estonia, Finland, Norway, Sweden), on strongly rotten wood of conifers (*Picea*, *Pinus*), sequence data available, see Spirin et al. 2019b (taxonomy, phylogeny).

Oligoporus Bref. 1888, Dacryobolaceae, Polyporales, Agaricomycetes, asexual morph unknown, c. 15 species, type species *O. farinosus* Bref. [current name: *O. rennyi* (Berk. & Broome) Donk], poroid hymenophore, wood-rotting, brown rot, widespread, sequence data available, see Binder et al. 2013 (phylogeny, Polyporales), new spp. see Ryvarden 2018a (new combination, morphology, Ethiopia, Malawi), new combinations, see Kotiranta et al. 2009 (nomenclature), Ryvarden and Melo 2014 (morphology), Vlasák et al. 2016 (morphology, Costa Rica), Huckfeldt and Schmidt 2017 (building-rot, Germany), Ryvarden et al. 2017 (morphology).

Olivea Arthur 1917 (= *Tegillum* Mains 1940), Chaconiaceae, Pucciniales, Pucciniomycetes, eight species, type

species *O. capituliformis* (Henn.) Arthur, biotrophic, terrestrial on Euphorbiaceae, Lamiaceae, Sapotaceae, Verbenaceae, circumglobal in tropical regions, sequence data available, see Aime 2006 (phylogeny).

Oliveonia Donk 1958, Oliveoniaceae, Cantharellales, Agaricomycetes, asexual morph *Oliveorhiza* P. Roberts 1993, five species, type species *O. fibrillosa* (Burt) Donk, widespread, see Kirk et al. 2013 (genus accepted), sequence data available.

Omphaliaster Lamoure 1971, *incertae sedis*, Agaricales, Agaricomycetes, asexual morph unknown, seven species, type species *O. borealis* (M. Lange & Skifte) Lamoure, North temperate, see Kirk et al. 2013 (genus accepted), sequence data available, see Moncalvo et al. 2002 (phylogeny).

Omphalina Quél. 1886, *incertae sedis*, Agaricales, Agaricomycetes, asexual morph unknown, c. 50 species, type species *O. pyxidata* (Bull.) Quél., worldwide, some species lichen-forming, see Palice et al. 2005 (*O. foliacea*), Kirk et al. 2013 (genus accepted), sequence data available, see Moreno et al. 2007 (*O. giovanellae*), Hartley et al. 2009 (phylogeny), Vizzini et al. 2012d (Italy), Osmundson et al. 2013 (DNA barcode), Zvyagina et al. 2015 (*O. discorosea*).

Omphalotus Fayod 1889 (= *Lampteromyces* Singer 1947), Omphalotaceae, Agaricales, Agaricomycetes, asexual morph unknown, six species, type species *O. olearius* (DC.) Singer, worldwide, some species bioluminescent, Jack o'Lantern mushroom (*O. olearius* (DC.) Singer), on wood, see Desjardin et al. 2008a (bioluminescent fungus), Kirk et al. 2013 (genus accepted), sequence data available, Wawrzyn et al. 2012 (genome), see Yang and Feng 2013 (China).

Onnia P. Karst. 1889, Hymenochaetaceae, Hymenochaetales, Agaricomycetes, asexual morph unknown, eight species, type species *O. circinata* (Fr.) P. Karst., wood-rotting, widespread, see Kirk et al. 2013 (genus accepted), sequence data available, see Zhou 2015b (*Cylindrosporus flavidus* gen. et comb. nov. segregated from *Onnia*), new spp. see Ji et al. 2017d (global diverisity, phylogeny, species on gymnosperms).

Orphanomyces Savile 1974, Anthracoideaceae, Ustilaginales, Ustilaginomycetes, three species, type species *O. arcticus* (Rostr.) Savile, plant parasites (leaves) on *Carex* spp. (Cyperaceae), Europe, Asia, North America, see Kirk et al. 2013 (genus accepted), cultures unavailable, sequence data available, see Begerow et al. 2014 (taxonomy, phylogeny).

Osmoporus Singer 1944, Gloeophyllaceae, Gloeophyllales, Agaricomycetes, asexual morph unknown, two species, type species *O. odoratus* (Wulfen) Singer, wood-decaying, sequence data available, new combination see He et al. 2014.

Ossicaulis Redhead & Ginns 1985, Lyophyllaceae, Agaricales, Agaricomycetes, asexual morph unknown, two species, type species *O. lignatilis* (Pers.) Redhead & Ginns, North temperate, see Kirk et al. 2013 (genus accepted), sequence data available, see Moncalvo et al. 2002 (phylogeny), Holec and Kolařík 2013b (*O. lachnopus*), Hofstetter et al. 2014 (phylogeny, Lyophyllaceae).

Osteina Donk 1966, Dacryobolaceae, Polyporales, Agaricomycetes, asexual morph unknown, one species, type species *O. obducta* (Berk.) Donk, poroid basidioma, wood-rotting, brown rot, widespread (Northern Hemisphere), sequence data available, see Cui et al. 2014 (phylogeny, distribution), Zmitrovich 2018a (taxonomy).

Osteomorpha G. Arnaud ex Watling & W.B. Kendr. 1979, Hydnaceae, Cantharellales, Agaricomycetes, possibly asexual morph of *Trechispora* P. Karst. 1890, see Melnik 2011 (new record, Russia), one species, type species *O. fragilis* G. Arnaud ex Watling & W.B. Kendr., saprobes, terrestrial, genus in need of modern interpretation, sequence data unavailable, see Kirk et al. 2013 (genus accepted).

Oudemansiella Speg. 1881, Physalacriaceae, Agaricales, Agaricomycetes, asexual morph unknown, c. 20 species, type species *O. platensis* (Speg.) Speg., four sections: sect. *Dactylosporina* (Clémençon) Pegler & T.W.K.Young, sect. *Mucidula* (Pat.) Zhu L. Yang, Li F. Zhang, G.M. Muell., G. Kost & Rexer, sect. *Oudemansiella* and sect. *Radicatae* Clémençon, worldwide, some species edible (*O. canarii* (Jungh.) Höhn.), see Dai et al. 2010b (Chinese edible mushrooms), Kirk et al. 2013 (genus accepted), Xu et al. 2016a (cultivation), sequence data available, see Liu et al. 2009 (Thailand), Yang et al. 2009 (systematic arrangement), Petersen and Hughes 2010 (monograph), Wartchow 2014 (new combination).

Oxychaete Miettinen 2016, Phanerochaetaceae, Polyporales, Agaricomycetes, asexual morph unknown, one species, type species *O. cervinogilva* (Jungh.) Miettinen, wood-rotting, sequence data available, see Miettinen et al. 2016a (polypores, Phanerochaetaceae), Zmitrovich 2018a (taxonomy).

Oxyporus (Bourdot & Galzin) Donk 1933, Oxyporaceae, Hymenochaetales, Agaricomycetes, asexual morph unknown, 18 species, type species *O. populinus* (Schumach.) Donk, worldwide, see Kirk et al. 2013 (genus accepted), sequence data available, see Zmitrovich and Malysheva 2014 (phylogeny), new spp. see Cui and Dai 2009 (China), Ryvarden and Iturriaga 2010 (Neotropical polypores), Hofm anad Ryvarden 2012 (Panama).

Pachnocybe Berk. 1836, Pachnocybaceae, Pachnocybales, Pucciniomycetes, one species, type species *P. ferruginea* Berk., Europe, in wood, see Kirk et al. 2013 (genus accepted), sequence data available, see Henk and Vilgalys 2007 (phylogeny), Vu et al. 2019 (DNA sequences).

Pachykytospora Kotl. & Pouzar 1963, Polyporaceae, Polyporales, Agaricomycetes, asexual morph unknown, four species, type species *P. tuberculosa* (Fr.) Kotl. & Pouzar, the genus was treated as a synonym of *Haploporus* Bondartsev & Singer 1944 *fide* Shen et al. 2016, poroid hymenophore, wood-rotting, white rot, widespread, see Kirk et al. 2013 (genus accepted), sequence data available, see Binder et al. 2013 (phylogeny, Polyporales).

Pachylepyrium Singer 1958, Tubariaceae, Agaricales, Agaricomycetes, asexual morph unknown, one species, type species *P. fulvidula* (Singer) Singer (clustered in Tubariaceae according to Matheny et al. 2015), North temperate, see Kirk et al. 2013 (genus accepted), sequence data available, see Matheny et al. 2015 (phylogeny).

Pagidospora Drechsler 1960, *incertae sedis*, *incertae sedis*, Agaricomycetes, sexual morph unknown, one species, type species *P. amoebophila* Drechsler, USA, sequence data unavailable, see Kirk et al. 2013 (genus accepted).

Palaeocephala Singer 1962, *incertae sedis*, Agaricales, Agaricomycetes, asexual morph unknown, one species, type species *P. cymatelloides* (Dennis & D.A. Reid) Singer, Sierra Leone, sequence data unavailable, see Antonín 2007 (Africa, monograph), Kirk et al. 2013 (genus accepted).

Panaeolina Maire 1933, *incertae sedis*, Agaricales, Agaricomycetes, asexual morph unknown, two species, type species *P. foenisecii* (Pers.) Maire, worldwide, see Kirk et al. 2013 (genus accepted), sequence data available, see Matheny et al. 2006 (phylogeny).

Panaeolopsis Singer 1969, Agaricaceae, Agaricales, Agaricomycetes, asexual morph unknown, four species, type species *P. sanmartiniana* Singer, worldwide, sequence data unavailable, see Kirk et al. 2013 (genus accepted).

Panaeolus (Fr.) Quél. 1872, *incertae sedis*, Agaricales, Agaricomycetes, asexual morph unknown, 15 species, type species *P. papilionaceus* (Bull.) Quél., asexual morph unknown, worldwide, saprotrophic, on soil or dung, see Kirk et al. 2013 (genus accepted), Dulay et al. 2015 (compounds), sequence data available, see Walther et al. 2005 (phylogeny), Matheny et al. 2006 (phylogeny), Garnica et al. 2007 (agarics, phylogeny, basidiospore ultrastructure), Osmundson et al. 2013 (DNA baorcode), new spp. see Hausknecht and Krisai-Greilhuber 2009 (Austria, morphology), Kaur et al. 2014a (India).

Panellus P. Karst. 1879, Mycenaceae, Agaricales, Agaricomycetes, asexual morph unknown, c. 55 species, type species *P. stipticus* (Bull.) P. Karst., some species bioluminescent (*P. luminescens* (Corner) Corner, Gdns' Bull., *P. stipticus* (Bull.) P. Karst. 1879), edible Mukitake (*P. serotinus* (Pers.) Kühner), see Desjardin et al. 2008a (bioluminescent fungus), Dai et al. 2010b (edible mushrooms, China), Inoue et al. 2013 (medicinal study), Kirk et al. 2013 (genus accepted), Cortés-Pérez et al. 2017 (Mexico), sequence data available, see Garnica et al. 2007 (agarics, phylogeny, basidiospore ultrastructure), Osmundson et al. 2013 (DNA barcode), new spp. see Chew et al. 2015 (Malaysia, phylogeny, bioluminescent fungi).

Panus Fr. 1838, Panaceae, Polyporales, Agaricomycetes, asexual morph unknown, c. 20 species, type species *P. conchatus* (Bull.) Fr, wood-rotting, widespread, some species medicinal use (*P. conchatus* (Bull.) Fr.), see Dai and Yang 2008 (medicinal mushrooms, China), Kirk et al. 2013 (genus accepted), Sanuma et al. 2016 (edible mushrooms, Brazil), sequence data available, see Vargas-Isla et al. 2015 (mating studies, morphology, phylogeny), new spp. see Drechsler-Santos et al. 2012b (Brazil), Njouonkou et al. 2013 (Cameroon), Tibpromma et al. 2017 (Thailand), Zmitrovich et al. 2018a (Russia).

Papiliotrema J.P. Samp., M. Weiss & R. Bauer 2002, Rhynchogastremaceae, Tremellales, Tremellomycetes, sexual and asexual morphs known, 30 species, type species *P. bandonii* J.P. Samp., Gadanho, M. Weiss & R. Bauer, yeast, mycoparasite, widespread, see Kurtzman et al. 2011 (taxonomy), cultures and sequence data available, see Liu et al. 2015b (taxonomy and phylogeny), new spp. see Into et al. 2018 (Thailand, French Guiana), Yurkov and Kurtzman 2019 (USA).

Pappia Zmitr. 2018, Meruliaceae, Polyporales, Agaricomycetes, asexual morph chlamydosporic, one species, type species *P. fissilis* (Berk. & M.A. Curtis) Zmitr., tyromycetoid basidioma, wood-rotting, white rot, widespread, sequence data available, see Zmitrovich 2018a (taxonomy).

Papyrodiscus D.A. Reid 1979, *incertae sedis*, Corticiales, Agaricomycetes, asexual morph unknown, one species, type species *P. ferrugineus* D.A. Reid, Papua New Guinea, sequence data unavailable, see Kirk et al. 2013 (genus accepted).

Paragymnopus J.S. Oliveira 2019, Omphalotaceae, Agaricales, Agaricomycetes, asexual morph unknown, six species, type species *P. perforans* (Hoffm.) J.S. Oliveira, worldwide, sequence data available, see Oliveira et al. 2019 (phylogeny, taxonomy).

Paragyrodon (Singer) Singer 1942, Paxillaceae, Boletales, Agaricomycetes, asexual morph unknown, one species, type species *P. sphaerosporus* (Peck) Singer, North America, see Kirk et al. 2013 (genus accepted), sequence data available, see Binder et al. 2010 (phylogeny).

Parahaplotrichum W.A. Baker & Partr. 2001, Thelephoraceae, Thelephorales, Agaricomycetes, asexual morph unknown, one species, type species *P. idahoense* W.A. Baker & Partr., North America, wood-decaying, sequence data unavailable, see Kirk et al. 2008.

Parajaminaea T. Kij. & Aime 2017, *incertae sedis*, Microstromatales, Exobasidiomycetes, two species, type species *P. albiziae* (Syd. & P. Syd.) Kijporn. & Aime, plant parasite (leaves) on *Albizia* (Fabaceae), Africa, saprobic

yeast state vectored by birds, cultures available, sequence data available, see Begerow et al. 2014, Wang et al. 2015c (phylogenetic classification of yeasts, Ustilaginomycotina), Kijpornyongpan and Aime 2017 (description).

Paralepistopsis Vizzini 2012, *incertae sedis*, Agaricales, Agaricomycetes, asexual morph unknown, two species, type species *P. amoenolens* (Malençon) Vizzini, two species, type species *P. amoenolens* (Malençon) Vizzini, North Africa (Morocco), Southern and Southwestern Europe, Asia (Japan and South Korea), sequence data available, see Vizzini and Ercole 2012 (taxonomy).

Paraphelaria Corner 1966, *incertae sedis*, *incertae sedis*, Pucciniomycotina, asexual morph unknown, two species, type species *P. amboinensis* (Lév.) Corner, Java, South Pacific, sequence data unavailable, see Kirk et al. 2013 (genus accepted).

Parapterulicium Corner 1952, Pterulaceae, Agaricales, Agaricomycetes, asexual morph unknown, three species, type species *P. subarbusculum* Corner, Brazil, sequence data unavailable, see Kirk et al. 2013 (genus accepted).

Parasola Redhead, Vilgalys & Hopple 2001, Psathyrellaceae, Agaricales, Agaricomycetes, asexual morph unknown, c. 27 species, type species *P. plicatilis* (Curtis) Redhead, Vilgalys & Hopple, worldwide, saprobic, coprinoid, sequence data available, see Uljé 2005 (morphology, monograph, *Coprinus s. l.*), Nagy et al. 2010a (type studies, nomenclature), Schafer 2010 (key to sections), sequence data available, see Nagy et al. 2009 (phylogeny), Nagy et al. 2011 (phylogeny, evolution, Psathyrellaceae), Szarkándi et al. 2017 (phylogeny, morphology, new sp.), new spp. see Schafer 2014 (UK), Hussain et al. 2017 (Pakistan), Ganga and Manimohan 2018 (India), Hussain et al. 2018c (Pakistan).

Parastereopsis Corner 1976, Hydnaceae, Cantharellales, Agaricomycetes, asexual morph unknown, one species, type species *P. borneensis* Corner, tubaeform basidioma, genus in need of modern interpretation, sequence data unavailable, see Kirk et al. 2013 (genus accepted).

Paratrichaptum Corner 1987, Schizoporaceae, Hymenochaetales, Agaricomycetes, asexual morph unknown, one species, type species *P. accuratum* Corner, Sumatra, sequence data unavailable, see Kirk et al. 2013 (genus accepted).

Paratritirachium Beguin, Pyck & Detandt 2012, Tritirachiaceae, Tritirachiales, Tritirachiomycetes, asexual morph known, two species, type species *P. cylindroconium* (de Hoog) Beguin, Pyck & Detandt, sequence data available, see Nguyen et al. 2013b (taxonomy), new sp. see Nguyen et al. 2014 (Canada).

Paraxerula R.H. Petersen 2010, Physalacriaceae, Agaricales, Agaricomycetes, asexual morph unknown, four species, type species *P. americana* (Dörfelt) R.H. Petersen, Europe, East Asia, North America, sequence data available, see Petersen and Hughes 2010 (monograph), new spp. see Qin et al. 2014a (China).

Parvixerocomus G. Wu & Zhu L. Yang 2015, Boletaceae, Boletales, Agaricomycetes, aseuxal morph unknown, two species, type species *P. pseudoaokii* G. Wu, Kuan Zhao & Zhu L. Yang, stipitate-pileate, China, Japan, see sequence data available, see Wu et al. 2014b, 2016e (phylogeny, morphology).

Parvobasidium Jülich 1975, Cystostereaceae, Agaricales, Agaricomycetes, asexual morph unknown, three species, type species *P. cretatum* (Bourdot & Galzin) Jülich, wood-rotting, widespread, sequence data unavailable, see Kirk et al. 2013 (genus accepted).

Parvodontia Hjortstam & Ryvarden 2004, Cystostereaceae, Agaricales, Agaricomycetes, asexual morph unknown, two species, type species *P. luteocystidia* Hjortstam & Ryvarden, wood-rotting, sequence data unavailable, new spp. see Baltazar et al. 2016 (type studies, morphology).

Parvulago R. Bauer, M. Lutz, Piątek, Vánky & Oberw. 2007, Ustilaginaceae, Ustilaginales, Ustilaginomycetes, one species, type species *P. marina* (Durieu) R. Bauer, M. Lutz, Piątek, Vánky & Oberw., plant parasite (base of culms, basal leaves) on *Eleocharis parvulus* (Cyperaceae), Europe, cultures unavailable, sequence data available, see Begerow et al. 2014 (taxonomy).

Pascua Takashima, Manabe, Nishimura, Sriswasdi, Ohkuma, Iwasaki & Sugita 2019, Trichosporonaceae, Trichosporonales, Tremellomycetes, sexual morph unknown, one species, type species *P. guehoae* (Middelhoven, Scorzettii & Fell) Takashima, Manabe, Nishimura, Sriswasdi, Ohkuma, Iwasaki & Sugita, yeast, soil, Europe, sequence data available, see Takashima et al. 2019 (taxonomy, phylogeny).

Pattersoniomyces Piątek, M. Lutz & C.A. Rosa 2017, Ustilaginaceae, Ustilaginales, Ustilaginomycetes, one species, type species *P. tillandsiae* (F. Patt. ex G.P. Clinton) Piątek, M. Lutz, M.F. Landell & C.A. Rosa, plant parasite (inflorescences) on Poaceae, widespread, saprobic yeast on plant surfaces, cultures available, sequence data available, see Piatek et al. 2017 (taxonomy).

Paulisebacina Oberw., Garnica & K. Riess 2014, Sebacinaceae, Sebacinales, Agaricomycetes, asexual morph unknown, one species, type species *P. allantoidea* (R. Kirschner & Oberw.) Oberw., Garnica K. Riess & R. Kirschner, worldwide, sequence data available, see Oberwinkler et al. 2014 (taxonomy, phylogeny).

Paullicorticium J. Erikss. 1958, Hydnaceae, Cantharellales, Agaricomycetes, asexual morph unknown, five species, type species *P. pearsonii* (Bourdot) J. Erikss., see Kirk et al. 2013 (genus accepted), sequence data available, see Hibbett and Binder 2002 (phylogenetic placement).

Paxillogaster E. Horak 1966, Boletaceae, Boletales, Agaricomycetes, asexual morph unknown, one species, type species *P. luteus* E. Horak, South America, basidioma sequestrate, sequence data unavailable, see Kirk et al. 2013 (genus accepted).

Paxillus Fr. 1836, Paxillaceae, Boletales, Agaricomycetes, asexual morph unknown, 19 species, type species *P. involutus* (Batsch) Fr., ectomycorrhizal, widespread, some species edible (*P. involutus* (Batsch) Fr.), see Dai et al. 2010b (edible mushrooms, China), some medicinal use (*P. involutus* (Batsch: Fr.) Fr.), see Dai and Yang 2008 (medicinal mushrooms, China), Kirk et al. 2013 (genus accepted), sequence data available, see Hedh et al. 2008 (*P. involutus*), Nieto and Carbone 2009 (ecology), Vellinga et al. 2012 (*P. albidulus*, *P. ammoniavirescens*, and *P. validus* revisited), Jiménez-Ferbans and Reyes-Castill 2015 (phylogeny, taxonomy), new spp. see Gelardi et al. 2014b (south-western China), Jargeat et al. 2014, 2016 (Europe, North Africa).

Peglerochaete Sarwal & Locq. 1983, *incertae sedis*, Agaricales, Agaricomycetes, asexual morph unknown, one species, type species *P. setiger* Sarwal & Locq., Sikkim, sequence data unavailable, see Kirk et al. 2013 (genus accepted).

Pegleromyces Singer 1981, *incertae sedis*, Agaricales, Agaricomycetes, asexual morph unknown, one species, type species *P. collybioides* Singer, Brazil, sequence data unavailable, see Kirk et al. 2013 (genus accepted).

Pellidiscus Donk 1959, Crepidotaceae, Agaricales, Agaricomycetes, asexual morph unknown, three species, type species *P. pallidus* (Berk. & Broome) Donk [current name: *Crepidotus pallidus* (Berk. & Broome) Knudsen], Europe, see Kirk et al. 2013 (genus accepted), sequence data available, see Bodensteiner et al. 2004 (phylogeny, cyphelloid homobasidiomycetes).

Peniophora Cooke 1879, Peniophoraceae, Russulales, Agaricomycetes, asexual morph unknown, c. 60 species, type species *P. quercina* (Pers.) Cooke, worldwide, wood-decaying, white rot (*P. cinerea* (Pers.) Cooke), see Okamoto et al. 2010 (ethanol production), Kirk et al. 2013 (genus accepted), sequence data available, see Nagy et al. 2015 (genome, evolution).

Peniophorella P. Karst. 1889, Rickenellaceae, Hymenochaetales, Agaricomycetes, asexual morph unknown, c. 25 species, type species *P. pubera* (Fr.) P. Karst., worldwide, see Kirk et al. 2013 (genus accepted), sequence data available, see Hallenberg et al. 2007 (*P. praetermissa* species complex), Larsson 2007a (phylogeny), new spp. see Duhem and Buyck 2011b (France).

Perenniporia Murrill 1942, Polyporaceae, Polyporales, Agaricomycetes, asexual morph unknown, c. 100 species, type species *P. medulla-panis* (Jacq.) Donk, poroid hymenophore, wood-rotting, white rot, cosmopolitan, see Kirk et al. 2013 (genus accepted), Zmitrovich 2018a (taxonomy), sequence data available, see Robledo et al. 2009 (phylogeny), new spp. see Xiong and Cui 2008 (morphology, China), Choeyklin et al. 2009 (morphology, Thailand), Dai 2010a (morphology, Northeast China), De Jesus and Ryvarden 2010 (morphology, Brazil), Dai et al. 2011 (morphology, China), Decock and Ryvarden 2011 (new combination, morphology, Neotropics), Decock et al. 2011 (morphology, Cameroon), Cui and Zhao 2012 (phylogeny, China), Decock and Bitew 2012 (morphology, Ethiopia), Zhao and Cui 2012, 2013b (phylogeny, southern China), Decock and Ryvarden 2013, 2015 (morphology, Costa Rica, Zimbabwe), Zhao et al. 2013a, 2014a (phylogeny, China), Jang et al. 2015a (morphology, South Korea), Decock 2016 (morphology, Neotropics), Gomes-Silva et al. 2016 (morphology, Brazil), Spirin and Ryvarden 2016 (morphology, Mexico), Crous et al. 2017a (phylogeny, Brazil), Huang et al. 2017 (phylogeny, southern China), Ji et al. 2017a (phylogeny, Thailand), Liu et al. 2018c (morphology, southern China), Ryvarden 2018a (morphology, Cameroon, Mozambique), Shen et al. 2018b (new species, USA), new combination, see Hattori and Sotome 2013 (morphology, type study, Malaysia).

Perenniporiella Decock & Ryvarden 2003, Polyporaceae, Polyporales, Agaricomycetes, asexual morph unknown, five species, type species *P. neofulva* (Lloyd) Decock & Ryvarden, poroid hymenophore, wood-rotting, white rot, Central and South America, sequence data available, see Robledo et al. 2009 (new sp., phylogeny, Neotropics), Decock et al. 2010 (new combination, phylogeny, Mexico, Southeastern USA).

Perenniporiopsis C.L. Zhao 2017, Polyporaceae, Polyporales, Agaricomycetes, asexual morph unknown, one species, type species *P. minutissima* (Yasuda) C.L. Zhao, poroid hymenophore, wood-rotting, white rot, temperate east Asia, sequence data available, see Wu et al. 2017b (taxonomy, phylogeny).

Pericladium Pass. 1875, Pericladiaceae, Ustilaginales, Ustilaginomycetes, three species, type species *P. grewiae* Pass., plant parasites (galls on stems) on Tiliacea, South Africa, South Asia, Australia, see Kirk et al. 2013 (genus accepted), cultures unavailable, sequence data available, see Begerow et al. 2014, Nasr et al. 2014a (taxonomy, phylogeny).

Peridermium (Link) J.C. Schmidt & Kunze 1817 (= *Hypodermium* subgen. *Peridermium* Link 1816, = *Peridermium* (Link) Wallr. 1833), Cronartiaceae, Pucciniales, Pucciniomycetes, asexual morph of *Chrysomyxa* Unger 1840, *Coleosporium* Lév. 1847, *Cronartium* Fr. 1815, *Hyalopsora* Magnus 1902, *Melampsorella* J. Schröt. 1874, *Milesina* Magnus 1909, *Pucciniastrum* G.H. Otth 1861, *Thekopsora* Magnus 1875, c. 50 species, type species *P. elatinum* Kunze & J.C. Schmidt (cons. type), biotrophic on

gymnosperms especially Pinaceae, terrestrial, North America, Mexico, Argentina, Russia, China, India, Japan, see Kirk et al. 2013 (genus accepted), sequence data available, see Vogler and Bruns 1998 (phylogeny).

Peridiopsora Kamat & Sathe 1969, Pucciniastraceae, Pucciniales, Pucciniomycetes, two species, type species *P. adelocaryi* Kamat & Sathe, biotrophic on Boraginaceae, Moraceae, terrestrial, India, sequence data unavailable, see Cummins and Hiratsuka 2003 (synonym of *Milesia*), Kirk et al. 2013 (genus accepted).

Perplexostereum Ryvarden & Tutka 2014, *incertae sedis*, Russulales, Agaricomycetes, asexual morph unknown, one species, type species *P. endocrocinum* (Berk.) Ryvarden & Tutka, wood-decaying, Europe, sequence data available, see Liu et al. 2017e (*Echinodontium*, phylogeny).

Peyronelina P.J. Fisher, J. Webster & D.F. Kane 1976, Niaceae, Agaricales, Agaricomycetes, asexual morph *Glyphium* Nitschke ex F. Lehm. 1886, one species, type species *P. glomerulata* P.J. Fisher, J. Webster & D.F. Kane, America, Europe, see Kirk et al. 2013 (genus accepted), sequence data available, see Yamaguchi et al. 2009 (taxonomy).

Phacellula Syd. 1927, Cryptobasidiaceae, Exobasidiales, Exobasidiomycetes, one species, type species *P. gouaniae* Syd., parasite (leaves) on *Gouania* spp. (Rhamnaceae), Costa Rica, see Kirk et al. 2013 (genus accepted), cultures unavailable, sequence data unavailable, see Seifert and Bandoni 2001 (revision).

Phaeoaphelaria Corner 1953, Aphelariaceae, Cantharellales, Agaricomycetes, asexual morph unknown, one species, type species *P. australiensis* Corner, saprobes, on wood, Australia, terrestrial, North America and Europe, genus in need of modern interpretation, sequence data unavailable, see Kirk et al. 2013 (genus accepted).

Phaeoclavulina Brinkmann 1897, Gomphaceae, Gomphales, Agaricomycetes, asexual morph unknown, 41 species, type species *P. macrospora* Brinkmann, widespread, some species are ectomycorrizal (*P. abietina* with *Pinus, Betula* and *Pseudotsuga*), see González-Ávila et al. 2013 (species diversity, ecological patterns, Mexico), sequence data available, see Giachini et al. 2010 (systemics study), Maneevun et al. 2012 (Thailand).

Phaeocollybia R. Heim 1931, Hymenogastraceae, Agaricales, Agaricomycetes, asexual morph unknown, c. 80 species, type species *P. lugubris* (Fr.) R. Heim, worldwide, see Kirk et al. 2013 (genus accepted), Norvell and Exeter 2007 (western North America), sequence data available, new spp. see Matheny et al. 2006 (phylogeny, including in the Hymenogastraceae clade), Halling and Horak 2008 (Costa Rica), Wei et al. 2010 (China), Coimbra et al. 2012 (Brazil), Khan et al. 2016 (Pakistan), Horak 2018 (monograph, New Zealand).

Phaeodepas D.A. Reid 1961, *incertae sedis*, Agaricales, Agaricomycetes, asexual morph unknown, two species, type species *P. dennisii* D.A. Reid, Venezuela, sequence data unavailable, see Kirk et al. 2013 (genus accepted).

Phaeolepiota Maire ex Konrad & Maubl. 1928, *incertae sedis*, Agaricales, Agaricomycetes, asexual morph unknown, one species, type species *P. aurea* (Matt.) Maire, worldwide, see Kirk et al. 2013 (genus accepted), sequence data available, see Garnica et al. 2007 (agarics, phylogeny, basidiospore ultrastructure), Saar et al. 2009 (phylogeny, *Cystoderma*, *Cystodermella*).

Phaeolus (Pat.) Pat. 1900, Laetiporaceae, Polyporales, Agaricomycetes, asexual morph unknown, three species, type species *P. schweinitzii* (Fr.) Pat., poroid hymenophore, terrestrial or wood-rotting, brown rot, widespread, see Kirk et al. 2013 (genus accepted), sequence data available, see Ortiz-Santana et al. 2013 (phylogeny, antrodia clade), Song and Cui 2017 (phylogeny), new sp. see De Jesus and Ryvarden 2010 (morphology, Brazil), Zmitrovich 2018a (taxonomy).

Phaeomarasmius Scherff. 1897, Tubariaceae, Agaricales, Agaricomycetes, asexual morph unknown, c. 20 species, type species *P. excentricus* Scherff., worldwide, saprotrophic, see Kirk et al. 2013 (genus accepted), sequence data available, see Garnica et al. 2007 (agarics, phylogeny, basidiospore ultrastructure), Matheny et al. 2007a, b (phylogeny), Petersen et al. 2010 (phylogeny, accepted in Tubariaceae), Kim et al. 2015 (Korea), Horak 2018 (monograph, New Zealand, new sp.).

Phaeomycena R. Heim ex Singer & Digilio 1952, *incertae sedis*, Agaricales, Agaricomycetes, asexual morph unknown, five species, type species *P. aureophylla* R. Heim, Africa, sequence data unavailable, see Kirk et al. 2013 (genus accepted).

Phaeophlebiopsis Floudas & Hibbett 2015, Phanerochaetaceae, Polyporales, Agaricomycetes, three species, asexual morph unknown, type species *P. caribbeana* D. Floudas & Hibbett, resupinate basidioma, smooth hymenophore, wood-rotting, USA, sequence data available, see Floudas and Hibbett 2015 (taxonomy, USA), Zmitrovich 2018a (taxonomy, new combinations).

Phaeopholiota Locq. & Sarwal 1983, *incertae sedis*, Agaricales, Agaricomycetes, asexual morph unknown, one species, type species *P. crinipellis* Locq. & Sarwal, Sikkim, sequence data unavailable, see Kirk et al. 2013 (genus accepted).

Phaeoporotheleum (W.B. Cooke) W.B. Cooke 1961, Cyphellaceae, Agaricales, Agaricomycetes, asexual morph unknown, two species, type species *P. revivescens* (Berk. & M.A. Curtis) W.B. Cooke, Cuba, Argentina, sequence data unavailable, see Kirk et al. 2013 (genus accepted).

Phaeoradulum Pat. 1900, *incertae sedis*, Boletales, Agaricomycetes, asexual morph unknown, one species,

type species *P. guadelupense* Pat., West Indies, sequence data unavailable, see Kirk et al. 2013 (genus accepted).

Phaeosolenia Speg. 1902, Chromocyphellaceae, Agaricales, Agaricomycetes, asexual morph unknown, eight species, type species *P. platensis* Speg., South America, Brazil, see Kirk et al. 2013 (genus accepted), sequence data available, see Bodensteiner et al. 2004 (phylogeny, cyphelloid homobasidiomycetes), Sulzbacher et al. 2009 (Southern Brazil), Petersen et al. 2010 (phylogeny, Crepidotaceae).

Phaeotrametes Lloyd ex J.E. Wright 1966, Polyporaceae, Polyporales, Agaricomycetes, asexual morph unknown, one species, type species *P. decipiens* (Berk.) J.E. Wright, poroid hymenophore, wood-rotting, widespread (Southern Hemisphere), sequence data unavailable, see Kirk et al. 2013 (genus accepted).

Phaeotremella Rea 1912, Phaeotremellaceae, Tremellales, Tremellomycetes, sexual and asexual morphs known, eleven species, type species *P. frondosa* (Fr.) Spirin & V. Malysheva (= *P. pseudofoliacea* Rea), yeast, mycoparasite, worldwide, cultures and sequence data available, see Liu et al. 2015b, Spirin et al. 2018b (taxonomy and phylogeny).

Phaffia M.W. Mill., Yoney. & Soneda 1976, Mrakiaceae, Cystofilobasidiales, Tremellomycetes, sexual and asexual morphs known, one species, type species *P. rhodozyma* M.W. Mill., Yoney. & Soneda, yeast, widespread, see Kurtzman et al. 2011 (taxonomy), cultures and sequence data available, see Liu et al. 2015b (taxonomy and phylogeny).

Phakopsora Dietel 1895, Phakopsoraceae, Pucciniales, Pucciniomycetes, (= *Physopella* Arthur 1905, = *Bubakia* Arthur 1906, = *Angiopsora* Mains 1934, = *Stakmania* Kamat & Sathe 1968, = *Malupa* Y. Ono, Buriticá & J.F. Hennen 1992, = *Batistopsora* Dianese, R.B. Medeiros & L.T.P. Santos 1993, = *Uredostilbe* Buriticá & J.F. Hennen 1994, = *Uredendo* Buriticá & J.F. Hennen 1994 [nom. inval.]), 116 species, type species *P. punctiformis* (Barclay & Dietel) Dietel, asexual morphs *Malupa*, *Uredendo*, *Uredostilbe*, biotrophic on c. 30 families including Fabaceae, Poaceae, Rubiaceae, terrestrial, worldwide, see Kirk et al. 2013 (genus accepted), sequence data available, see Berndt et al. 2008 (new sp., Cameroon, South Africa, Brazil), Yepes and de Carvalho 2009 (new spp., Brazil), Berndt and Wood 2012, Ono et al. 2012 (Japan), Pota et al. 2013 (Japan), Beenken 2014 (on *Annona*), Ono 2016 (Japan), Maier et al. 2016 (new combinations, new species, Eastern and Southern Africa).

Phallobata G. Cunn. 1926, Trappeaceae, Hysterangiales, Agaricomycetes, asexual morph unknown, one species, type species *P. alba* G. Cunn., Australia, see Kirk et al. 2013 (genus accepted), sequence data available, see Hosaka et al. 2006 (phylogeny).

Phallogaster Morgan 1893, Phallogastraceae, Hysterangiales, Agaricomycetes, asexual morph unknown, one species, type species *P. saccatus* Morgan, worldwide, see Kirk et al. 2013 (genus accepted), sequence data available, see Hosaka et al. 2008 (phylogeography), Osmundson et al. 2013 (DNA barcoding).

Phallus Junius ex L. 1753, Phallaceae, Phallales, Agaricomycetes, asexual morph unknown, 34 species, type species *P. impudicus* L., worldwide, stinkhorn, some species edible (*P. fragrans* M. Zang), see Hemmes and Desjardin 2009 (morphology, Hawaiian islands), Dai et al. 2010b (edible mushrooms, China), Dutta et al. 2012 (India), Hosaka 2012 (Thailand), Kirk et al. 2013 (genus accepted), Magnago et al. 2013b (Phallales, tropical Atlantic Forest of Brazil), sequence data availale, see Trierveiler-Pereira et al. 2014a (phylogeny, Phallales), new spp. see Calonge et al. 2008 (Madeira, Portugal), Moreno et al. 2009 (Pakistan), Desjardin and Perry 2009 (São Tomé, Africa), Li et al. 2014d, 2016d (China), Rebriev et al. 2014 (Vietnam), Adamčík et al. 2015 (China), Medeiros et al. 2017 (Brazil), Song et al. 2018a (China) .

Phanerina Miettinen 2016, Phanerochaetaceae, Polyporales, Agaricomycetes, asexual morph unknown, one species, type species *P. mellea* (Berk. & Broome) Miettinen, wood-rotting, sequence data available, see Miettinen et al. 2016b (Polypores, Phanerochaetaceae), Zmitrovich 2018a (taxonomy).

Phanerochaete P. Karst. 1889, Phanerochaetaceae, Polyporales, Agaricomycetes, asexual morph unknown, c. 80 species, type species *P. velutina* (Fr.) P. Karst, see Kirk et al. 2013 (genus accepted), Spirin et al. 2017b (generic type, nomenclature, taxonomy), resupinate basidioma, varied hymenophore (smooth, hydnoid or poroid), wood-rotting, white rot, widespread, biotechnological application, see Syed and Yadav 2012 (bioremediation, *P. chrysosporium*), Mori et al. 2017 (bioremediation, neonicotinoid insecticide, *P. sordida*), sequence data available, Martinez et al. 2004 (genome, *P. chrysosporium*), Floudas and Hibbett 2015 (new spp., phylogeny, Finland, USA), new spp. see Nakasone 2008 (morphology, new combination, type study, Germany), Hjortstam et al. 2009 (morphology, new combination, Australia, monograph), see Ghobad-Nejhad et al. 2015 (new spp., phylogeny, China), Volobuev et al. 2015 (new spp., new combination, phylogeny, Russia), Liu and He 2016a (phylogeny, China), Sadlikova and Kout 2017 (phylogeny, Thailand), new combination see Melo et al. 2012 (morphology, type study, Madeira), Miettinen et al. 2016a (phylogeny, Phanerochaetaceae).

Phanerodontia Hjortstam & Ryvarden 2010, *incertae sedis*, Polyporales, Agaricomycetes, asexual morph unknown, four species, type species *P. dentata* Hjortstam & Ryvarden, the genus was treated as a synonym of

Phanerochaete P. Karst. 1889, see Miettinen et al. 2016a (phylogeny, Phanerochaetaceae), resupinate basidioma, smooth to hydnoid hymenophore, wood-rotting, white rot, tropical, sequence data available, new sp. see Hjortstam and Ryvarden 2010c (taxonomy, Argentina).

Phaneroites Hjortstam & Ryvarden 2010, *incertae sedis*, Polyporales, Agaricomycetes, asexual morph unknown, one species, type species *P. subquercinus* (Henn.) Hjortstam & Ryvarden, resupinate basidioma, hydnoid hymenophore, wood-rotting, white rot, widespread, sequence data unavailable, see Hjortstam and Ryvarden 2010c (taxonomy).

Phellinidium (Kotl.) Fiasson & Niemelä 1984, Hymenochaetaceae, Hymenochaetales, Agaricomycetes, asexual morph unknown, five species, type species *P. ferrugineofuscum* (P. Karst.) Fiasson & Niemelä, Europe, some species medicinal use (*P. lamaënse* (Murrill) YC Dai), see Dai and Yang 2008 (medicinal mushrooms, China), Kirk et al. 2013 (genus accepted), sequence data available, see Bödeker et al. 2009 (ectomycorrhizal fungi), Zhou et al. 2016d (monograph), new spp. see Zhou et al. 2014 (America).

Phellinopsis Y.C. Dai 2010, Hymenochaetaceae, Hymenochaetales, Agaricomycetes, asexual morph unknown, ten species, type species *P. conchata* (Pers.) Y.C. Dai, wood-rotting, white rot, sequence data available, see Zhou and Qin 2013b (phylogeny, taxonomy), Zhou 2015a (taxonomy), new spp. see Qin and Zhou 2013 (China), Rajchenberg et al. 2015 (Argentina), Zhou and Song 2017 (China).

Phellinotus Drechsler-Santos, Robledo & Rajchenb. 2016, Hymenochaetaceae, Hymenochaetales, Agaricomycetes, asexual morph unknown, two species, type species *P. neoaridus* Drechsler-Santos & Robledo, wood-rotting, white rot, poroid hymenophore, Brazil, Peru, sequence data avaiable, new spp. see Drechsler-Santos et al. 2016 (Brazil).

Phellinus Quél. 1886, Hymenochaetaceae, Hymenochaetales, Agaricomycetes, asexual morph unknown, c. 202 species, type species *P. igniarius* (L.) Quél., worldwide, some species medicinal use (*P. baumii* Pilát, *P. conchatus* (Pers.: Fr.) Quél.), see Dai and Yang 2008 (medicinal mushrooms, China), Kirk et al. 2013 (genus accepted), sequence data available, see Vlasak and Kout 2011 (new combination, USA), de Campos Santana et al. 2016 (phylogeny, new sp.), new spp. see Yombiyeni et al. 2011 (Guineo-Congolian rainforest), Cui and Decock 2013 (China), Bian et al. 2016c (China), Vlasak and Vlasak 2017 (USA), Soares et al. 2018 (Brazil).

Phellodon P. Karst. 1881, Thelephoraceae, Thelephorales, Agaricomycetes, asexual morph unknown, 18 species, type species *P. niger* (Fr.) P. Karst., worldwide, terrestrial, see Kirk et al. 2013 (genus accepted), sequence data available, see Ainsworth et al. 2010 (cryptic taxa, European species), Baird et al. 2013a, b (phylogeny).

Phellopilus Niemelä, T. Wagner & M. Fisch. 2001, Hymenochaetaceae, Hymenochaetales, Agaricomycetes, asexual morph unknown, one species, type species *P. nigrolimitatus* (Romell) Niemelä, T. Wagner & M. Fisch., worldwide, sequence data available.

Phellorinia Berk. 1843, Agaricaceae, Agaricales, Agaricomycetes, asexual morph unknown, one species, type species *P. herculeana* (Pers.) Kreisel, worldwide, see Kirk et al. 2013 (genus accepted), sequence data available, Martin et al. 2000 (phylogeny).

Phenoliferia Q.M. Wang, F.Y. Bai, M. Groenew. & Boekhout 2015, Kriegeriaceae, Kriegeriales, Microbotryomycetes, sexual morph unknown, four species, type species *P. psychrophenolica* (Margesin & J.P. Samp.) Q.M. Wang, F.Y. Bai, M. Groenew. & Boekhout, yeast, psychrophilic, worldwide, cultures and sequence data available, see Wang et al. 2015e (taxonomy, phylogeny).

Phialastrum Sunhede 1989, Geastraceae, Geastrales, Agaricomycetes, asexual morph unknown, one species, type species *P. barbatum* (Dissing & M. Lange) Sunhede, Africa (tropical), sequence data unavailable, see Kirk et al. 2013 (genus accepted).

Phlebia Fr. 1821, Meruliaceae, Polyporales, Agaricomycetes, asexual morph unknown, c. 60 species, type species *P. radiata* Fr., corticioid basidioma, wood-rotting, white rot, widespread, see Kirk et al. 2013 (genus accepted), sequence data available, see Larsson et al. 2004 (phylogeny), Binder et al. 2013 (phylogeny, Polyporales), Sjökvist et al. 2012 (phylogeny), new spp. Duhem 2009 (new combinations, new name, morphology, France), Bernicchia and Goijon 2010 (morphology, corticioid fungi, Europe, monograph, Italy), Singh et al. 2010a (morphology, India), Ghobad-Nejhad and Yurchenko 2012 (morphology, Azerbaijan), Duhem 2013 (morphology, France), Kaur et al. 2017 (India), Shen et al. 2018a (phylogeny, China), new combinations see Tura et al. 2011 (morphology, monograph, Israel), Gorjón and Greslebin 2012 (type study, New Zealand), Baltazar et al. 2016 (morphology, type study), needs revision since genus shown to be polyphyletic, see Justo et al. 2017.

Phlebiella P. Karst. 1890, *incertae sedis*, Polyporales, Agaricomycetes, asexual morph unknown, 20 species, type species *P. vaga* (Fr.) P. Karst, wood-rotting, widespread, see Kirk et al. 2013 (genus accepted), sequence data available, see Ghobad-Nejhad and Kotiranta 2007 (phylogeny), Larsson 2007b (phylogeny).

Phlebiopsis Jülich 1978, Phanerochaetaceae, Polyporales, Agaricomycetes, asexual morph unknown, 22 species, type species *P. gigantea* (Fr.) Jülich, resupinate basidioma, smooth or tuberculate hymenophore, wood-rotting, white rot, widespread, see Kirk et al. 2013 (genus accepted),

Zmitrovich 2018a (taxonomy), sequence data available, see Larsson 2007b (phylogeny), Hori et al. 2014 (genome, *P. gigantea*), new spp. see Douanla-Meli and Langer 2009a (morphology, Cameroon), Dhingra and Kaur 2011 (morphology, India), Kaur et al. 2015a (morphology, India), new combinations see Wu et al. 2010a (phylogeny, *Phanerochaete s. l.*), Floudas and Hibbett 2015 (phylogeny, *Phanerochaete s. l.*), Miettinen et al. 2016a (phylogeny, Phanerochaetaceae).

Phlebiporia Jia J. Chen, B.K. Cui & Y.C. Dai 2014, Meruliaceae, Polyporales, Agaricomycetes, asexual morph unknown, one species, resupinate basidioma, poroid hymenophore, wood-rotting, China, type species *P. bubalina* Jia J. Chen, B.K. Cui & Y.C. Dai, sequence data available, see Chen and Cui 2014b (taxonomy, phylogeny, China), Zmitrovich 2018a (taxonomy).

Phlebogaster Fogel 1980, Claustulaceae, Phallales, Agaricomycetes, asexual morph unknown, two species, type species *P. laurisylvicola* Fogel, terrestrial, Canary Islands, Asia, see Kirk et al. 2013 (genus accepted), sequence data available, see Hosaka et al. 2006 (gomphoid-phalloid fungi, phylogeny).

Phlebonema R. Heim 1929, *incertae sedis*, Agaricales, Agaricomycetes, asexual morph unknown, one species, type species *P. chrysotingens* R. Heim, Madagascar, sequence data unavailable, see Kirk et al. 2013 (genus accepted).

Phlebophyllum R. Heim 1969, *incertae sedis*, Agaricales, Agaricomycetes, asexual morph unknown, one species, type species *P. vitellinum* R. Heim & Gilles, Gabon, sequence data unavailable, see Kirk et al. 2008.

Phlebopus (R. Heim) Singer 1936, Boletinellaceae, Boletales, Agaricomycetes, asexual morph unknown, 14 species, type species *P. colossus* (R. Heim) Singer, saprotrophs, possibly ectomycorrhizal with exotic trees, widespread (pantropical), south temperate in Australia, some species edible (*P. marginatus* (J. Drumm. ex Berk.) Watling & N.M. Greg.), see Kirk et al. 2013 (genus accepted), sequence data available, see Wu et al. 2014b (phylogeny), new spp. see Pham et al. 2012 (southern Vietnam), Baroni et al. 2015 (Mexico).

Phleogena Link 1833, Phleogenaceae, Atractiellales, Atractiellomycetes, asexual morph unknown, one species, type species *P. faginea* (Fr.) Link, saprobic, on bark of decaying deciduous trees (mainly *Fagus* and *Querqus*), worldwide (northern temperate), sequence data available, see Aime et al. 2006 (phylogeny), Bauer et al. 2006 (phylogeny, simple-septate basidiomycetes).

Phloeomana Redhead 2013, Porotheleaceae, Agaricales, Agaricomycetes, asexual morph unknown, six species, type species *P. speirea* (Fr.) Redhead, worldwide, basidiomas mycenoid, fuscous, on bark and decayed phloem, sequence data unavailable, see Redhead 2013a (taxonomy).

Phlyctibasidium Jülich 1974, *incertae sedis*, *incertae sedis*, Agaricomycetes, asexual morph unknown, one species, type species *P. polyporoideum* (Berk. & M.A. Curtis) Jülich, Europe, sequence data unavailable, see Kirk et al. 2013 (genus accepted).

Pholiota (Fr.) P. Kumm. 1871, Strophariaceae, Agaricales, Agaricomycetes, asexual morph unknown, c. 157 species, type species *P. squarrosus* Batsch, some species edible, nameko (*P. nameko* (T. Itô) S. Ito & S. Imai), see Hall et al. 2003 (edible mushrooms), Dai et al. 2010b (Chinese edible mushrooms), medicinal use (*P. adiposa* sensu Holec), see Zhang et al. 2009 (compounds), Noordeloos 2011 (Europe, monograph), Kirk et al. 2013 (genus accepted), sequence data available, see Matheny et al. 2006 (phylogeny), Siegel et al. 2015 (*P. olivaceophylla*, *P. nubigena*), new spp. see Cortez 2008 (south America), Matheny and Bougher 2010 (new combination), Tian and Bau 2013 (China). Holec et al. 2014 (Europe), Holec et al. 2014 (Europe), Niveiro et al. 2014b (Argentina), Tian et al. 2016 (China).

Pholiotina Fayod 1889, Bolbitiaceae, Agaricales, Agaricomycetes, asexual morph unknown, 56 species, type species *P. blattaria* (Fr.) Fayod [current name: *Conocybe blattaria* (Fr.) Kühner], worldwide, saprotrophic, sequence data available, see Hausknecht 2009, Hausknecht et al. 2009 (temperate Asia), Malysheva 2011 (Russia), Kalamees et al. 2013 (checklist, Estonia), Osmundson et al. 2013 (DNA barcode), Tóth et al. 2013 (phylogeny, Bolbitiaceae), new spp. see Crous et al. 2017a (Russia), Siquier and Salom 2018 (Spain).

Phragmidiella Henn. 1905 (= *Santapauella* Mundk. & Thirum. 1945), Phakopsoraceae, Pucciniales, Pucciniomycetes, eight species, type species *P. markhamiae* Henn., biotrophic on Anacardiaceae, Bignoniaceae, Meliaceae, terrestrial, Tanzania, Uganda, Brazil, Caribbean, India, sequence data unavailable, see Kirk et al. 2013 (genus accepted).

Phragmidium Link 1816 (= *Aregma* Fr. 1815; = *Epitea* Fr. 1832; = *Lecythea* Lév. 1847; = *Phragmidium* A *Phragmidiopsis* G. Winter 1881 [1884]; = *Phragmidiopsis* (G. Winter) Mussat 1901; = *Ameris* Arthur 1906; = *Earlea* Arthur 1906; = *Frommea* Arthur 1917; = *Teloconia* Syd. 1921; = *Frommeëlla* Cummins & Y. Hirats. 1983; = *Trolliomyces* Ulbr. 1938), Phragmidiaceae, Pucciniales, Pucciniomycetes, asexual morph *Lecythea* Lév. 1847, c. 100 species, type species *P. mucronatum* (Pers.) Schltdl., biotrophic on Rosaceae, terrestrial, worldwide, see Kirk et al. 2013 (genus accepted), sequence data available, see Yun et al. 2011 (phylogeny, synonymised with *Frommeella*), new spp. see Zhuang and Wei 2009a (new records), Yang et al. 2015b (molecular analysis), Ali et al. 2017 (new combinations).

Phragmopyxis Dietel 1897 (= *Tricella* Long 1912), Uropyxidaceae, Pucciniales, Pucciniomycetes, four

species, type species *P. deglubens* (Berk. & M.A. Curtis) Dietel, biotrophic on Fabaceae, terrestrial, USA, Mexico, Sierra Leone, sequence data unavailable, see Kirk et al. 2013 (genus accepted).

Phragmotaenium R. Bauer, Begerow, A. Nagler & Oberw. 2001, Tilletiariaceae, Georgefischeriales, Exobasidiomycetes, five species, type species *P. indicum* (Vánky, M.S. Patil & N.D. Sharma) R. Bauer, Begerow, A. Nagler & Oberw., plant parasites (leaves, stems) on *Ischaemum* (Poaceae), saprobic yeast states, Southeast Asia, North America, cultures available, sequence data available, see Bauer et al. 2001b, Begerow et al. 2014 (taxonomy).

Phragmotelium Syd. 1921, *incertae sedis*, Pucciniales, Pucciniomycetes, c. ten species, type species *P. barnardii* (Plowr. & G. Winter) Syd., Asia, Australia, sequence data unavailable, see Kirk et al. 2013 (genus accepted).

Phragmoxenidium Oberw. 1990, Phragmoxenidiaceae, Tremellales, Tremellomycetes, asexual morph unknown, one species, type species *P. mycophilum* Oberw. & Schneller, on wood, North America, sequence data unavailable, see Kirk et al. 2013 (genus accepted).

Phylloboletellus Singer 1952, Boletaceae, Boletales, Agaricomycetes, asexual morph unknown, one species, type species *P. chloephorus* Singer, stipitate-pileate, parasitic? Central and South America, see Binder and Hibbett 2006, Kirk et al. 2013 (genus accepted), sequence data available, see Nuhn et al. 2013 (phylogeny), Farid et al. 2018 (phylogeny).

Phyllobolites Singer 1942, Boletaceae, Boletales, Agaricomycetes, asexual morph unknown, one species, type species *P. miniatus* (Rick) Singer, south America (tropical), see Kirk et al. 2013 (genus accepted), sequence data unavailable.

Phyllogaster Pegler 1969, Agaricaceae, Agaricales, Agaricomycetes, asexual morph unknown, one species, type species *P. pholiotoides* Pegler, Ghana, basidioma gasteroid, sequence data unavailable, see Giachini and Castellano 2011 (putative synonym with *Gloeocantharellus*), Kirk et al. 2013 (genus accepted).

Phylloporia Murrill 1904, Hymenochaetaceae, Hymenochaetales, Agaricomycetes, asexual morph unknown, 38 species, type species *P. parasitica* Murrill, basidioma resupinate, pileate or stipitate, amplectant, hymenophore poroid, terrestre, wood rotting, white rot, worldwide, some species medicinal use (*P. ribis* (Schumach.: Fr.) Ryvarden), see Dai and Yang 2008 (medicinal mushrooms, China), Kirk et al. 2013 (genus accepted), sequence data available, see Gafforov et al. 2014 (phylogeny), new spp. see Valenzuela et al. 2011 (Mexico), Zhou and Dai 2012b (China), Zhou 2016 (key, China), Decock et al. 2015 (Gabon).

Phylloporopsis Angelini, A. Farid, Gelardi, M.E. Smith, Costanzo, & Vizzini 2018, Boletaceae, Boletales, Agaricomycetes, asexual morph unknown, one species, type species *P. boletinoides* (A.H. Sm. & Thiers) Vizzini, Angelini, A. Farid, Gelardi, Costanzo & M.E. Sm., stipitate-pileate, North and Central America, Caribbean, sequence data available, see Farid et al. 2018 (taxonomy, phylogeny).

Phylloporus Quél. 1888, Boletaceae, Boletales, Agaricomycetes, asexual morph unknown, c. 90 species, type species *P. pelletieri* (Lév.) Quél., stipitate-pileate, ectomycorrhizal, worldwide, see Kirk et al. 2013 (genus accepted), sequence data available, see Neves and Halling 2010 (phylogeny, revision, Neotropics and North America), Neves et al. 2012 (phylogeny, revision, "old world"), Zeng et al. 2013 (monograph, phylogeny, China), new spp. see Neves et al. 2010 (Guyana, South America), Montoya and Bandala 2011 (Mexico), Ye et al. 2014 (China), Pradeep et al. 2015 (India), Hosen and Li 2015, Hosen and Li 2017 (Bangladesh), Zhao et al. 2018a (China), Chuankid et al. 2019 (Asia).

Phyllopta (Fr.) Fr. 1825, *incertae sedis*, *incertae sedis*, Tremellomycetes, asexual morph unknown, one species, type species *P. biparasitica* (Fr.) Fr., wood-rotting, Europe, sequence data unavailable, see Kirk et al. 2008.

Phyllotopsis E.-J. Gilbert & Donk ex Singer 1936, *incertae sedis*, Agaricales, Agaricomycetes, asexual morph unknown, five species, type species *P. nidulans* (Pers.) Singer, worldwide, saprotrophic, see Kirk et al. 2013 (genus accepted), sequence data available, see Matheny et al. 2006 (phylogeny).

Phyllozyma Q.M. Wang, F.Y. Bai, M. Groenew. & Boekhout 2015, Spiculogloeaceae, Spiculogloeales, Spiculogloeomycetes, sexual morphs unknown, seven species, type species *P. subbrunnea* (Nakase & M. Suzuki) Q.M. Wang, F.Y. Bai, M. Groenew. & Boekhout, yeast, plant material, worldwide, cultures and sequence data available, Wang et al. 2015e (taxonomy and phylogeny).

Physalacria Peck 1882, Physalacriaceae, Agaricales, Agaricomycetes, asexual morph unknown, 33 species, type species *P. inflata* (Schwein.) Peck, saprotrophic, worldwide, see Kirk et al. 2013 (genus accepted), sequence data available, see Moncalvo et al. 2002 (phylogeny), Dentinger and McLaughlin 2006 (phylogeny), new spp. see Qin and Yang 2016 (China).

Physisporinus P. Karst. 1889, Meruliaceae, Polyporales, Agaricomycetes, asexual morph unknown, c. 15 species, type species *P. vitreus* (Pers.) P. Karst., poroid hymenophore, wood-rotting, widespread, see Kirk et al. 2013 (genus accepted), Zmitrovich 2018a (taxonomy), sequence data available, see Miettinen et al. 2012 (phylogeny), Wu et al. 2017a (new spp., new combinations, phylogeny, China).

Physocystidium Singer 1962, *incertae sedis*, Agaricales, Agaricomycetes, asexual morph unknown, one species,

type species *P. cinnamomeum* (Dennis) Singer, Trinidad, sequence data unavailable, see Kirk et al. 2013 (genus accepted).

Physodontia Ryvarden & H. Solheim 1977, *incertae sedis*, Hymenochaetales, Agaricomycetes, asexual morph unknown, one species, type species *P. lundellii* Ryvarden & H. Solheim, Europe, see Kirk et al. 2013 (genus accepted), sequence data available, see Brazee et al. 2014 (disturbance and diversity of wood-rotting fungi).

Physonema Lév. 1847, Phragmidiaceae, Pucciniales, Pucciniomycetes, one species, type species *P. pallidum* Bonord., worldwide, sequence data unavailable, see Kirk et al. 2013 (genus accepted).

Picipes Zmitr. & Kovalenko 2016, Polyporaceae, Polyporales, Agaricomycetes, asexual morph unknown, 16 species, type species *P. badius* (Pers.) Zmitr. & Kovalenko, stipitate basidioma, poroid hymenophore, wood-rotting, white rot, widespread, sequence date available, see Zmitrovich and Kovalenko 2016 (new genus, new combinations, phylogeny), Zhou et al. 2016b (new spp., new combinations, phylogeny, China), Zmitrovich 2018a (taxonomy).

Pilatotrama Zmitr. 2018, Polyporaceae, Polyporales, Agaricomycetes, asexual morph unknown, monotypic, type species *P. ljubarskyi* (Pilát) Zmitr., trametoid basidioma, wood-rotting, white rot, warm regions of Holarctics, see Justo and Hibbett 2011 (phylogeny), Zmitrovich 2018a (taxonomy).

Pileodon P. Roberts & Hjortstam 1998, *incertae sedis*, Gloeophyllales, Agaricomycetes, asexual morph unknown, two species, type species *P. megasporus* P. Roberts & Hjortstam, wood-decaying, Brunei, sequence data unavailable, see Kirk et al. 2013 (genus accepted).

Pileolaria Castagne 1842 (= *Discospora* Arthur 1907), Pileolariaceae, Pucciniales, Pucciniomycetes, 16 species, type species *P. terebinthi* Castagne, biotrophic on Anacardiaceae, terrestrial, see Kirk et al. 2013 (genus accepted), sequence data available, see Doungsa-ard et al. 2015 (phylogeny), new spp. see Hüseyin and Selçuk 2016 (Turkey).

Pilocintractia Vánky 2004, Anthracoideaceae, Ustilaginales, Ustilaginomycetes, two species, type species *P. fimbristylidicola* (Pavgi & Mundk.) Vánky, plant parasites (flowers) on *Fimbrystilis* (Cyperaceae), India, Thailand, Australia, Central America, South America, cultures unavailable, sequence data unavailable, see Begerow et al. 2014 (taxonomy).

Piloderma Jülich 1969, Atheliaceae, Atheliales, Agaricomycetes, asexual morph unknown, six species, type species *P. bicolor* (Peck) Jülich, ectomycorrhizal, widespread, see Zmitrovich 2008 (species manual), Kirk et al. 2013 (genus accepted), Heinonsalo et al. 2015 (ectomycorrhizal evidences), sequence data available, see Nygren et al. 2008 (nitrate reductase-encoding genes, ectomycorrhizal fungi), Tedersoo et al. 2010 (phylogeny).

Piloporia Niemelä 1982, Incrustoporiaceae, Polyporales, Agaricomycetes, asexual morph unknown, two species, type species *P. sajanensis* (Parmasto) Niemelä, poroid hymenophore, wood-rotting, white rot, widespread, see Kirk et al. 2013 (genus accepted), Zmitrovich 2018a (taxonomy), sequence data available, see Miettinen and Rajchenberg 2012 (phylogeny).

Piptoporellus B.K. Cui, M.L. Han & Y.C. Dai 2016, *incertae sedis*, Polyporales, Agaricomycetes, asexual morph unknown, three species, type species *P. soloniensis* (Dubois) B.K. Cui, M.L. Han & Y.C. Dai, poroid hymenophore, wood-rotting, grows on angiosperm wood and causes a brown rot, widespread, sequence data available, see Han et al. 2016a (new spp., new combination, phylogeny, China).

Pirex Hjortstam & Ryvarden 1985, Phanerochaetaceae, Polyporales, Agaricomycetes, asexual morph unknown, one species, type species, *P. concentricus* (Cooke & Ellis) Hjortstam & Ryvarden, resupinate basidioma, odontoid to hydnoid or subporoid hymenophore, wood-rotting, North America, see Kirk et al. 2013 (genus accepted), Zmitrovich 2018a (taxonomy), sequence data available, see Floudas and Hibbett 2015 (phylogeny).

Piskurozyma X.Z. Liu, F.Y. Bai, M. Groenew. & Boekhout 2015, Piskurozymaceae, Filobasidiales, Tremellomycetes, twelve species, type species *P. cylindrica* (A. Fonseca, Scorzetti & Fell) X.Z. Liu, F.Y. Bai, M. Groenew. & Boekhout, yeast, worldwide, sequence data available, see Liu et al. 2015b (taxonomy, phylogeny), new spp. see Yurkov et al. 2016, Kachalkin et al. 2019.

Pisolithus Alb. & Schwein. 1805, Sclerodermataceae, Boletales, Agaricomycetes, asexual morph unknown, 17 species, type species *P. arenarius* Alb. & Schwein., ectomycorrhizal, widespread, some species edible and medicinal use (*P. arhizus* (Scop.) Rauschert), see Dai and Yang 2008 (medicinal mushrooms, China), Dai et al. 2010b (edible mushrooms, China), Kirk et al. 2013 (genus accepted), sequence data available, see Rusevska et al. 2015 (phylogeny), new spp. see Phosri et al. 2012 (Southeast Asia), Martín et al. 2013a (Spain), Crous et al. 2016a (Thailand), Lebel et al. 2018 (Australasia).

Planetella Savile 1951, Anthracoideaceae, Ustilaginales, Ustilaginomycetes, one species, type species *P. lironis* Savile, plant parasite (ovaries) on *Carex* spp. (Cyperaceae), North America, see Kirk et al. 2013 (genus accepted), cultures unavailable, sequence data unavailable, see Begerow et al. 2014 (taxonomy).

Platycarpa Couch 1949, Eocronartiaceae, Platygloeales, Pucciniomycetes, two species, type species *P. polypodii* (Couch) Couch, America, sequence data unavailable, see Kirk et al. 2013 (genus accepted).

Platygloea J. Schröt. 1887, Platygloeaceae, Platygloeales, Pucciniomycetes, c. 16 species, type species *P. nigricans* (Fr.) J. Schröt., sequence data available, see Schoch et al. 2014 (DNA sequences).

Pleurella E. Horak 1971, *incertae sedis*, Agaricales, Agaricomycetes, asexual morph unknown, one species, type species *P. ardesiaca* (G. Stev. & G.M. Taylor) E. Horak, New Zealand, see Kirk et al. 2013 (genus accepted), sequence data available, ITS sequence (JQ694106) is publically available from a collection (PDD 87446) referred to as *Pleurella ardesiaca* from New Zealand.

Pleurocollybia Singer 1947, Biannulariaceae, Agaricales, Agaricomycetes, asexual morph unknown, six species, type species *P. praemultifolia* (Murrill) Singer, America, Asia, see Kirk et al. 2013 (genus accepted), sequence data available, see Moncalvo et al. 2002 (phylogeny), Matheny et al. 2017a (*P. cibaria* belongs to Lyophyllaceae), Alvarado et al. 2018b (*P. imbricata* in Biannulariaceae, new family), new spp. see Baroni et al. 2008 (Belize), Sánchez-García and Matheny 2017 (phylogeny).

Pleurocybella Singer 1947, *incertae sedis*, Agaricales, Agaricomycetes, asexual morph unknown, five species, type species *P. porrigens* (Pers.) Singer, on wood, North temperate, some species edible but suspect (*P. porrigens* (Pers.) Singer), see Hall et al. 2003 (edible mushrooms), Dai et al. 2010b (Chinese edible mushrooms), reported as deadly poisonous in Japan, see Gonmori et al. 2011, Yamamoto et al. 2014), Kirk et al. 2013 (genus accepted), sequence data available, see Garnica et al. 2007 (agarics, phylogeny, basidiospore ultrastructure), Suzuki et al. 2013 (Omics data), new spp. see Desjardin and Hemmes 2011 (Hawaiian Islands).

Pleuroflammula Singer 1946, Crepidotaceae, Agaricales, Agaricomycetes, asexual morph unknown, ten species, type species *P. dussii* (Pat.) Singer, America, Asia, see Kirk et al. 2013 (genus accepted), sequence data available, see Matheny et al. 2006, 2015 (phylogeny), Petersen et al. 2010 (phylogeny), Horak 2018 (monograph, New Zealand).

Pleuromyces Dima, P.-A. Moreau & V. Papp 2018, Tubariaceae, Agaricales, Agaricomycetes, asexual morph unknown, one species, type species *P. hungaricus* V. Papp, Dima & P.-A. Moreau, saprobic, sequence data available, see Crous et al. 2018b (phylogeny).

Pleurotus (Fr.) P. Kumm. 1871 (= *Antromycopsis* Pat. & Trab. 1897 *fide* Art. 59.1), Pleurotaceae, Agaricales, Agaricomycetes, asexual morph previously known in *Antromycopsis* Pat. & Trab. 1897, 25 species, type species *P. ostreatus* (Jacq.) P. Kumm., worldwide, some species edible, oyster mushroom (*P. ostreatus* (Jacq.) P. Kumm.), see Jayakumar et al. 2009 (compounds), Dai et al. 2010b (edible mushrooms), Sánchez 2010 (cultivation), Kirk et al. 2013 (genus accepted), Maftoun et al. 2015 (biodiversity, nutritional values), Sanuma et al. 2016 (edible mushrooms, Brazil), Zmitrovich and Wasser 2016 (problem of "*P. sajur-caju*" name, nomenclature), Castro-Alves et al. 2017 (immunomodulatory effects), sequence data available, see Wang et al. 2008b (mitochondrial genome), Alam et al. 2009 (*P. nebrodensis*), Estrada et al. 2010 (*P. eryngii*), Menolli et al. 2014 (Brazil), Shnyreva and Shnyreva 2015 (phylogeny), Yang et al. 2016c (mitochondrial genome), new spp. see Zervakis et al. 2014 (new combination), Takahashi et al. 2016 (Japan), Zhao et al. 2016c (Bailinggu).

Plicatura Peck 1872, *incertae sedis*, Agaricales, Agaricomycetes, asexual morph unknown, one species, type species *P. nivea* (Fr.) P. Karst., North temperate, sequence data unavailable, Kirk et al. 2013 (genus accepted).

Plicaturopsis D.A. Reid 1964, Amylocorticiaceae, Amylocorticiales, Agaricomycetes, asexual morph unknown, two species, type species *P. crispa* (Pers.) D.A. Reid, worldwide, wood-rotting, see Kirk et al. 2013 (genus accepted), sequence data available, see Binder et al. 2010 (new order), Kohler et al. 2015 (genome), Zhou et al. 2016a (phylogeny).

Pluteus Fr. 1836, Pluteaceae, Agaricales, Agaricomycetes, asexual morph unknown, c. 500 species, type species *P. cervinus* (Schaeff.) P. Kumm., worldwide, some species edible, deer mushroom (*P. cervinus* (Schaeff.) P. Kumm. Syn., *P. atricapillus* (Batsch) Fayod), see Hall et al. 2003 (edible mushrooms), Dai et al. 2010b (Chinese edible mushrooms), Kirk et al. 2013 (genus accepted), sequence data available, see Justo and Castro 2007 (section *Pluteus*), Minnis and Sundberg 2010 (section *Celluloderma*), Justo et al. 2011a, b (phylogeny), Menolli et al. 2015a, b, c (Brazil, phylogeny, section *Celluloderma*, section *Hispidoderma*), Holec et al. 2018 (*P. fenzlii*), new spp. see Iliffe 2010, Menolli and Capelari (2010), Menolli et al. 2010 (Brazil), Rodríguez et al. 2010 (Mexico), Justo et al. 2012 (Dominican Republic), Pradeep et al. 2012a (India), Crous et al. 2014b (Russia), Justo et al. 2014 (Holarctic), Menolli et al. 2014 (Brazil, Africa, India, Spain), Kaur and Singh 2014 (India), Ševčíková et al. 2014 (Korea, USA), Ševčíková and Borovička 2015 (Czech Republic), Xu et al. 2015a (China), Menolli et al. 2015c (Brazil), Malysheva et al. 2016 (Russia), Campi et al. 2019 (Paraguay).

Podaxis Desv. 1809, Agaricaceae, Agaricales, Agaricomycetes, asexual morph unknown, ten species, type species *P. senegalensis* Desv., secotioid, subtropical dry areas, saprotrophic, see Rohit et al. 2009 (Inda), Muhsin et al. 2012 (Iraq), Kirk et al. 2013 (genus accepted), sequence data available, see Conlon et al. 2016 (South Africa, associated with termites, phylogeny), Medina-Ortiz et al. 2017 (Mexico, ethnomycology).

Podofomes Pouzar 1966, Polyporaceae, Polyporales, Agaricomycetes, asexual morph unknown, three species,

type species *P. corrugis* (Fr.) Pouzar, stipitate basidioma, poroid hymenophore, terrestrial or wood-inhabiting, white rot, widespread (Europa, Asia), sequence data unavailable, see Kirk et al. 2013 (genus accepted).

Podohydnangium G.W. Beaton, Pegler & T.W.K. Young 1984, Hydnangiaceae, Agaricales, Agaricomycetes, asexual morph unknown, one species, type species *P. australe* G.W. Beaton, Pegler & T.W.K. Young, sequence data available.

Podoscypha Pat. 1900, Podoscyphaceae, Polyporales, Agaricomycetes, asexual morph unknown, 36 species, type species *P. surinamensis* (Lév.) Pat., wood-rotting, widespread, see Kirk et al. 2013 (genus accepted), sequence data available, see Sjökvist et al. 2012 (phylogeny), Binder et al. 2013 (phylogeny), Ryvarden 2015e (new combination), Zmitrovich 2018a (taxonomy), genus in need of revision.

Podoserpula D.A. Reid 1963, Amylocorticiaceae, Amylocorticiales, Agaricomycetes, asexual morph unknown, two species, type species *P. pusio* (Berk.) D.A. Reid, saprobes, terrestrial, widespread, see Kirk et al. 2008, 2013 (genus accepted), *P. miranda* is thought to be ectomycorrhizal, as it appears to associate with *Arillastrum gummiferum*, see Ducousso et al. 2009, sequence data available, see Binder et al. 2010 (phylogeny), new spp. see Buyck et al. 2012b (New Caledonia).

Pogonoloma (Singer) Sánchez-García 2014, Pseudoclitocybaceae, Agaricales, Agaricomycetes, asexual morph unknown, three species, type species *P. spinulosum* (Kühner & Romagn.) Sánchez-García, worldwide, terrestrial, presumably saprotrophic, sequence data available, see Sánchez-García et al. 2014 (taxonomy), Alvarado et al. 2018b (taxonomy).

Polioma Arthur 1907, Pucciniaceae, Pucciniales, Pucciniomycetes, five species, type species *P. nivea* (Holw.) Arthur, biotrophic on Geraniaceae, Lamiaceae, terrestrial, USA, Colombia, Ecuador, Mexico, sequence data unavailable, see Kirk et al. 2013 (genus accepted).

Poliomopsis A.W. Ramaley 1987, Uropyxidaceae, Pucciniales, Pucciniomycetes, one species, type species *P. thermopsidis* A.W. Ramaley, USA, sequence data unavailable, see Kirk et al. 2013 (genus accepted).

Polygaster Fr. 1823, *incertae sedis*, Agaricales, Agaricomycetes, asexual morph unknown, one species, type species *P. sampadarius* Fr., sequence data unavailable, see Kirk et al. 2008.

Polyozellus Murrill 1910, Thelephoraceae, Thelephorales, Agaricomycetes, asexual morph unknown, one species, type species *P. multiplex* (Underw.) Murrill, North America, terrestrial, blue chanterelle, some species edible (*P. multiplex* (Underw.) Murrill), can be medicinal used, see Kirk et al. 2013 (genus accepted), Nagasawa et al. 2014 (anti-angiogenesis compounds), Yang and Song 2015 (compounds), sequence data available, see Voitk et al. 2017 (*P. multiplex*, species complex).

Polyporoletus Snell 1936, Albatrellaceae, Russulales, Agaricomycetes, asexual morph unknown, four species, type species *P. sublividus* Snell, terrestrial, worldwide, see Kirk et al. 2013 (genus accepted), sequence data available, see Audet 2010 (taxonomy, phylogeny).

Polyporopsis Audet 2010, Polyporaceae, Polyporales, Agaricomycetes, asexual morph unknown, one species, type species *P. mexicana* (Laferr. & Gilb.) Audet, wood-rotting, sequence data available, see Audet 2010 (phylogeny, taxonomy).

Polyporus [P. Micheli ex Adans.] Fr. 1821, Polyporaceae, Polyporales, Agaricomycetes, asexual morph unknown, c. 35 species, type species *P. tuberaster* (Jacq. ex Pers.) Fr., stipitate basidioma, poroid hymenophore, wood-rotting or rarely terrestrial (sclerotium), widespread, see Kirk et al. 2013 (genus accepted), Zmitrovich 2018a (taxonomy), some species edible or medicinal use, see Bandara et al. 2015b (review, *P. umbellatus* (Pers.) Fr.), Sanuma et al. 2016 (edible mushrooms, Brazil), sequence data available, see Zhou et al. 2016b (phylogeny, China), Zmitrovich and Kovalenko 2016 (phylogeny), Cui et al. 2019 (phylogeny, China), new spp. see Drechsler-Santos et al. 2008 (morphology, Brazil), Dai et al. 2009c (morphology, central China), Dai et al. 2014b (phylogeny, new names, Argentina, Mongolia, USA), Xue and Zhou 2014 (phylogeny, China), Hyde et al. 2016 (phylogeny, China), Runnel and Ryvarden 2016 (phylogeny, French Guiana), Si and Dai 2016 (morphology, China), Sotome et al. 2016 (phylogeny, Thailand), Tibpromma et al. 2017 (phylogeny, South Korea), new combinations, see Hattori and Sotome 2013 (morphology, type study, Malaysia), Nakasone 2015 (new names, morphology), Ryvarden et al. 2017 (morphology).

Polypus Audet 2010, *incertae sedis*, Russulales, Agaricomycetes, asexual morph unknown, one species, type species *P. dispansus* (Lloyd) Audet, see Audet 2010 (taxonomy), wood-decaying, worldwide, sequence data unavailable.

Ponticulomyces R.H. Petersen 2010, Physalacriaceae, Agaricales, Agaricomycetes, asexual morph unknown, two species, type species *P. kedrovayae* R.H. Petersen, far East of Russia, China, Japan, sequence data available, see Petersen and Hughes 2010 (monograph), Ushijima et al. 2012 (Japan).

Poriodontia Parmasto 1982, Schizoporaceae, Hymenochaetales, Agaricomycetes, asexual morph unknown, one species, type species *P. subvinosa* Parmasto, see Kirk et al. 2013 (genus accepted), sequence data available, see Zhao et al. 2015b (phylogeny).

Porodaedalea Murrill 1905, Hymenochaetaceae, Hymenochaetales, Agaricomycetes, asexual morph unknown, 14 species, type species *P. pini* (Brot.) Murrill, worldwide,

sequence data available, see Tomšovský et al. 2010a (European species).

Porodisculus Murrill 1907, Schizophyllaceae, Agaricales, Agaricomycetes, asexual morph unknown, two species, type species *P. pendulus* (Schwein.) Schwein., America, Asia, see Kirk et al. 2013 (genus accepted), sequence data available, new sp. see Lee and Jung 2008 (East Asia).

Porogramme (Pat.) Pat. 1900, Polyporaceae, Polyporales, Agaricomycetes, asexual morph unknown, four species, type species *P. dussii* (Pat.) Pat., widespread (tropical), see Kirk et al. 2013 (genus accepted), Zmitrovich 2018a (taxonomy), sequence data available, see Binder et al. 2013 (phylogeny, Polyporales), new sp. see Ryvarden 2018a (morphology, Mozambique).

Porostereum Pilát 1937, Phanerochaetaceae, Polyporales, Agaricomycetes, asexual morph unknown, 15 species, type species *P. phellodendri* Pilát, stereoid basidioma, wood-rotting, widespread, see Kirk et al. 2013 (genus accepted), sequence date available, see Wu et al. 2010a (phylogeny).

Porotenus Viégas 1960, Uropyxidaceae, Pucciniales, Pucciniomycetes, seven species, type species *P. concavus* Viégas, biotrophic on Bignoniaceae, Verbenaceae, terrestrial, Brazil, Guatemala, Costa Rica, see Kirk et al. 2013 (genus accepted), sequence data available, see Beenken et al. 2012 (rust fungi on Annonaceae, *Dasyspora*).

Porotheleum Fr. 1818, Porotheleaceae, Agaricales, Agaricomycetes, asexual morph unknown, c. 16 species, type species *P. fimbriatum* (Pers.) Fr., worldwide, wood-rotting, sequence data available, see Jang et al. 2016 (Korea).

Porphyrellus E.-J. Gilbert 1931, Boletaceae, Boletales, Agaricomycetes, asexual morph unknown, c. 20 species, type species *P. porphyrosporus* (Fr. & Hök) E.-J. Gilbert, stipitate-pileate, worldwide, sequence data available, see Wu et al. 2014b (phylogeny), new spp. see Wu et al. 2016f (China), new combination see Li and Yang 2011, Cooper 2014a.

Porpoloma Singer 1952, Tricholomataceae, Agaricales, Agaricomycetes, asexual morph unknown, c. 13 species, type species *P. sejunctum* Singer, worldwide, see Kirk et al. 2013 (genus accepted), sequence data available, see Vizzini et al. 2012b (notes), Sánchez-García et al. 2014 (phylogeny), Olariaga et al. 2015b (*P. aranzadii*), Sánchez-García and Matheny 2017 (phylogeny, Tricholomatineae, evolution).

Porpolomopsis Bresinsky 2008, Hygrophoraceae, Agaricales, Agaricomycetes, asexual morph unknown, five species, type species *P. calyptriformis* (Berk.) Bresinsky, USA, Europe, Russia, sequence data available, see Lodge et al. 2014 (phylogeny, taxonomy, Hygrophoraceae).

Porpomyces Jülich 1982, *incertae sedis*, Polyporales, Agaricomycetes, asexual morph unknown, one species, type species *P. mucidus* (Pers.) Jülich (*Ceriporiopsis mucida* (Pers.) Gilb. & Ryvarden), resupinate basidioma, poroid hymenophore, wood-rotting, sequence data available, see Kirk et al. 2013 (genus accepted).

Porpopycnis R. Kirschner 2012, *incertae sedis*, Auriculariales, Agaricomycetes, asexual morph unknown, one species, type species *P. lubae* R. Kirschner, Central America, sequence data available, see Kirschner et al. 2012 (taxonomy).

Portalia V. González, Vánky & Platas 2007, Anthracoideaceae, Ustilaginales, Ustilaginomycetes, one species, type species *P. uljanishcheviana* (Schwarzman) V. González, Vánky & Platas, plant parasite (flowers) on *Scirpoides holoschoenus* (Cyperaceae), Spain, Kazakhstan, cultures unavailable, sequence data available, see Begerow et al. 2014, Nasr et al. 2014a (taxonomy).

Postia Fr. 1874, Dacryobolaceae, Polyporales, Agaricomycetes, asexual morph *Ptychogaster* Corda 1838, c. 40 species (needs revision since genus shown to be polyphyletic, see Shen et al. 2019), type species *P. lactea* (Fr.) P. Karst., poroid hymenophore, wood-rotting, brown rot, widespread, see Kirk et al. 2013 (genus accepted), sequence data available, see Ortiz-Santana et al. 2013 (phylogeny, antrodia clade), Shen et al. 2019 (taxonomy, phylogeny), new spp. see Wei and Qin 2010 (morphology, China), Yuan et al. 2010 (morphology, Northern China), Hattori et al. 2011 (phylogeny, Malaysia), Cui and Li 2012 (morphology, Northeast China), Shen and Cui 2014 (phylogeny, China), Shen et al. 2014, 2015 (phylogeny, China), Dämmrich et al. 2017 (morphology, Germany), Yuan et al. 2017a (phylogeny, China), Miettinen et al. 2018 (phylogeny, new combinations, *P. caesia* complex, Northern Hemisphere), new combinations, see Papp 2014 (nomenclature, *P. caesia* complex).

Pouzaroporia Vampola 1992, Podoscyphaceae, Polyporales, Agaricomycetes, asexual morph unknown, one species, type species *P. subrufa* (Ellis & Dearn.) Vampola, wood-rotting, North America, see Kirk et al. 2013 (genus accepted), sequence data available, see Justo et al. 2017 (phylogeny, family-level classification, Polyporales).

Prillingera Takashima, Manabe, Nishimura, Sriswasdi, Ohkuma, Iwasaki & Sugita 2019, Trichosporonaceae, Trichosporonales, Tremellomycetes, sexual morph unknown, one species, type species *P. fragicola* (Takashima, Sugita, Shinoda & Nakase) Takashima, Manabe, Nishimura, Sriswasdi, Ohkuma, Iwasaki & Sugita, yeast, strawberry, Japan, sequence data available, see Takashima et al. 2019 (genome, taxonomy, phylogeny).

Proceropycnis M. Villarreal, Arenal, V. Rubio, Begerow, R. Bauer, R. Kirschner & Oberw. 2006, Hoehnelomycetaceae, Atractiellales, Atractiellomycetes, asexual, teleomorph unknown, two species, type species *P. pinicola* M. Villarreal, Arenal, V. Rubio, Begerow, R. Bauer, R. Kirschner & Oberw., ecological strategy unclear, on wood

of *Pinus* spp., in beetle galleries of *Pinus* spp. and rare endopytes of *Populus trichocarpa* roots, distribution Spain, China, USA, sequence data available, see Oberwinkler et al. 2006 (integrative taxonomy, phylogeny), new spp. see Aime et al. 2018c (Oregon, USA).

Proliferobasidium J.L. Cunn. 1976, Brachybasidiaceae, Exobasidiales, Exobasidiomycetes, one species, type species *P. heliconiae* J.L. Cunn., plant parasite (leaves) on Heliconiaceae, Caribbean Basin, see Kirk et al. 2013 (genus accepted), cultures unavailable, sequence data unavailable, see Begerow et al. 2002, 2014 (taxonomy).

Prospodium Arthur 1907 (= *Coinostelium* Syd. 1939; *Nephlyctis* Arthur 1907), Uropyxidaceae, Pucciniales, Pucciniomycetes, 84 species, type species *P. appendiculatum* (Kuntze) Arthur, biotrophic on Bignoniaceae, Verbenaceae, terrestrial, warmer areas of North, South and Central America, see Kirk et al. 2013 (genus accepted), sequence data available, see Jitjak and Sanoamuang 2017 (phylogeny), new spp. see Yepes and Céspedes 2008, de Carvalho and Hennen 2010 (new combinations, key to species, key to species on *Tecoma*), Silva et al. 2012 (biological control).

Protoacia Spirin & V. Malysheva 2019, *incertae sedis*, Auriculariales, Agaricomycetes, asexual morph unknown, one species, type species *P. delicata* Spirin & V. Malysheva, Europe (Norway, Russia, Sweden), Asia (Russian Far East), on strongly rotten wood of conifers, mostly *Picea*, sequence data available, see Spirin et al. 2019b (taxonomy, phylogeny).

Protodaedalea Imazeki 1955, Auriculariaceae, Auriculariales, Agaricomycetes, asexual morph unknown, two species, type species *P. hispida* Imazeki [current name: *Elmerina hispida* (Imazeki) Y.C. Dai & L.W. Zhou], wood-rotting, worldwide, sequence data available, see Zhou and Dai 2013b (poroid and lamellate genera, Auriculariales, taxonomy, phylogeny), Sotome et al. 2014 (new combination).

Protodontia Höhn. 1907, *incertae sedis*, Auriculariales, Agaricomycetes, asexual morph unknown, three species, type species *P. uda* Höhn., Africa (Kenya), on fallen branch of deciduous tree, sequence data available, see Spirin et al. 2019b (taxonomy, phylogeny, genus accepted).

Protogaster Thaxt. 1934, Protogastraceae, Boletales, Agaricomycetes, asexual morph unknown, one species, type species *P. rhizophilus* Thaxt., on roots of *Viola*, USA, sequence data unavailable, see Kirk et al. 2013 (genus accepted).

Protogautieria A.H. Sm. 1965, Gomphaceae, Gomphales, Agaricomycetes, asexual morph unknown, two species, type species *P. lutea* A.H. Sm., N. America, sequence data unavailable, see Kirk et al. 2013 (genus accepted).

Protoglossum Massee 1891, Cortinariaceae, Agaricales, Agaricomycetes, asexual morph unknown, eight species, type species *P. luteum* Massee, worldwide, basidioma sequestrate, see Kirk et al. 2013 (genus accepted), sequence data available, see Danks et al. 2010 (phylogeny, sequestrate *Cortinarius*, sub-alpine Australia), Orlovich et al. 2014 (sequestrate *Cortinarius*, New Zealand, phylogeny).

Protograndinia Rick 1933, *incertae sedis*, Auriculariales, Agaricomycetes, asexual morph unknown, one species, type species *P. cinerea* Rick, sequence data unavailable, see Kirk et al. 2008.

Protohydnum Möller 1895, *incertae sedis*, Auriculariales, Agaricomycetes, asexual morph unknown, three species, type species *P. cartilagineum* Möller, widespread, see Kirk et al. 2013 (genus accepted), sequence data available, see Malysheva et al. 2018 (taxonomy).

Protomerulius Möller 1895, *incertae sedis*, Auriculariales, Agaricomycetes, asexual morph unknown, seven species, type species *P. brasiliensis* Möller, widespread, see Kirk et al. 2013 (genus accepted), sequence data available, see Zhou and Dai 2013b (phylogeny, new spp.), Ryvarden 2016a (neotropical polypores, new combination).

Protoradulum Rick 1933, *incertae sedis*, Auriculariales, Agaricomycetes, asexual morph unknown, one species, type species *P. ceraceovitreum* Rick, Brazil, sequence data unavailable, see Kirk et al. 2013 (genus accepted).

Protostropharia Redhead, Moncalvo & Vilgalys 2013, Strophariaceae, Agaricales, Agaricomycetes, asexual morph unknown, 14 species, type species *P. semiglobata* (Batsch) Redhead, Moncalvo, Vilgalys, sequence data available, see Wang and Tzean 2015 (China).

Protoxerula R.H. Petersen 2010, Physalacriaceae, Agaricales, Agaricomycetes, asexual morph unknown, one species, type species *P. flavo-olivacea* R.H. Petersen, worldwide, sequence data available, see Petersen and Hughes 2010 (taxonomy).

Protubera Möller 1895, Phallogastraceae, Hysterangiales, Agaricomycetes, asexual morph unknown, 13 species, type species *P. maracuja* Möller, worldwide, see Kirk et al. 2013 (genus accetped), sequence data available, see Giachini et al. 2010 (phylogeny), Trierveiler-Pereira et al. 2014b.

Protuberella S. Imai & A. Kawam. 1958, Phallaceae, Phallales, Agaricomycetes, asexual morph unknown, one species, type species *P. borealis* (S. Imai) S. Imai & A. Kawam, terrestrial, Japan, sequence data unavailable, see Kirk et al. 2013 (genus accepted).

Psathyloma Soop, J.A. Cooper & Dima 2016, Hymenogastraceae, Agaricales, Agaricomycetes, asexual morph unknown, two species, type species *P. leucocarpum* Soop, J.A. Cooper & Dima, South Pacific (Australia, New Zealand, South America), basidioma agaricoid, terrestrial, ectomycorrhizal, sequence data available, see Soop et al. 2016 (taxonomy, phylogeny).

Psathyrella (Fr.) Quél. 1872, Psathyrellaceae, Agaricales, Agaricomycetes, asexual morph unknown, c. 420 species, type species *P. gracilis* Fr. [current name: *P. corrugis* (Pers.) Konrad & Maubl.], worldwide, saprotrophic, some species edible (*P. atroumbonata* Pegler), some species medicinal use [*P. candolleana* (Fr.) Maire], see Ayodele and Okhuoya 2009 (nutritional), Kirk et al. 2013 (genus accepted), Al-Habib et al. 2014 (medicinal mushroom), sequence data available, see Larsson and Örstadius 2008 (Nordic countries), Padamsee et al. 2008 (phylogeny), Vašutová et al. 2008 (sections *Pennatae* and *Spadiceae*), Örstadius et al. 2015 (phylogeny), Amandeep et al. 2015b (India), new spp. see Hoashi 2008 (Japan), Frank et al. 2010 (USA), Seok et al. 2010 (Korea), Voto 2011 (Italy), Kaur et al. 2013b (India), Corriol 2014 (France), Crous et al. 2015b (Spain), Moreno et al. 2015 (Mexico), Desjardin and Perry 2016 (São Tomé and Príncipe, Africa), Crous et al. 2017a (Costa Rica), Yan and Bau 2017, 2018b (China), Broussal et al. 2018 (France, Spain).

Pseudoarmillariella (Singer) Singer 1956, Hygrophoraceae, Agaricales, Agaricomycetes, asexual morph unknown, three species, type species *P. ectypoides* (Peck) Singer, North and central America, Asia, see Kirk et al. 2013 (genus accepted), sequence data available, see Matheny et al. 2006 (phylogeny), Lodge et al. 2014 (phylogeny), new spp. see Yang et al. 2013b (Asia).

Pseudoauricularia Kobayasi 1982, Agaricaceae, Agaricales, Agaricomycetes, asexual morph unknown, one species, type species *P. papuana* Kobayasi, Papua New Guinea, sequence data unavailable, see Kirk et al. 2013 (genus accepted).

Pseudoaustroboletus Y.C. Li & Zhu L. Yang 2014, Boletaceae, Boletales, Agaricomycetes, asexual morph unknown, three species, type species *P. valens* (Corner) Yan C. Li & Zhu L. Yang, stipitate-pileate, China, Japan, Malaysia, Singapore, sequence data available, see Li et al. 2014g (taxonomy, phylogeny).

Pseudobaeospora Singer 1942, Tricholomataceae, Agaricales, Agaricomycetes, asexual morph unknown, c. 26 species, type species *P. oligophylla* (Singer) Singer, worldwide, see Kirk et al. 2013 (genus accepted), sequence data available, see Sánchez-García and Matheny 2017 (phylogeny, Tricholomatineae, evolution), new spp. see Voto 2009 (Italy), Vellinga 2009 (California, USA), Adamčík and Jančovičová 2011 (Slovakia), Arauzo 2011 (Spain), Schwarz 2012 (California, USA), Desjardin et al. 2014 (Hawaii, USA), Voto 2018 (Finland), Voto and Soop 2018 (New Zealand).

Pseudobensingtonia F.Y. Bai, Q.M. Wang, M. Groenewald & Boekhout 2015, Agaricostilbaceae, Agaricostilbales, Agaricostilbomycetes, sexual morph unknown, two species, type species *P. ingoldii* (Nakase & Itoh.) F.Y. Bai, Q.M. Wang, M. Groenew. & Boekhout, yeast, widespread, cultures and sequence data available, see Wang et al. 2015e (taxonomy and phylogeny).

Pseudoboletus Šutara 1991, Boletaceae, Boletales, Agaricomycetes, asexual morph unknown, two species, type species *P. parasiticus* (Bull.) Šutara, north temperate, stipitate-pileate, reported as parasitic on other Boletales (*Scleroderma*, *Pisolithus*, *Astraeus*) or ectomycorrhizal, see Tedersoo et al. 2010, Kirk et al. 2013 (genus accepted), sequence data available, see Zhao et al. 2015d (phylogeny).

Pseudoclathrus B. Liu & Y.S. Bau 1980, Phallaceae, Phallales, Agaricomycetes, asexual morph unknown, five species, type species *P. cylindrosporus* B. Liu & Y.S. Bau, terrestrial, China, sequence data unavailable, see Zou et al. 2008 (China, morphology), Kirk et al. 2013 (genus accepted).

Pseudoclitocybe (Singer) Singer 1956, Pseudoclitocybaceae, Agaricales, Agaricomycetes, asexual morph unknown, 16 species, type species *P. cyathiformis* (Bull.) Singer, North temperate, South America, see Kirk et al. 2013 (genus accepted), sequence data available, see Garnica et al. 2007 (agarics, phylogeny, basidiospore ultrastructure), Vizzini et al. 2011a (phylogeny, new genus), Lodge et al. 2014 (phylogeny, monograph, Hygrophoraceae), Sánchez-García and Matheny 2017 (phylogeny, Tricholomatineae, evolution), Alvarado et al. 2018b (phylogeny, morphology).

Pseudoclitopilus Vizzini & Contu 2012, *incertae sedis*, Agaricales, Agaricomycetes, asexual morph unknown, two species, type species *P. rhodoleucus* (Sacc.) Vizzini & Contu, worldwide, basidioma agaricoid, on the ground, never on wood, sequence data available, see Vizzini et al. 2012b (taxonomy).

Pseudocolus Lloyd 1907, Phallaceae, Phallales, Agaricomycetes, asexual morph unknown, two species, type species *P. rothae* Lloyd [current name: *P. fusiformis* (E. Fisch.) Lloyd], worldwide (tropical, subtropical introduced), see Akata and Doğan 2011 (Turkish), Kirk et al. 2013 (genus accepted), sequence data available, see Hibbett and Binder 2002 (phylogeny, homobasidiomycetes).

Pseudodermatosorus Vánky 1999, Doassansiaceae, Doassansiales, Exobasidiomycetes, two species, type species *P. sagittariae* (Vánky & C. Vánky) Vánky, plant parasites (leaves) on Alismataceae, Africa, South America, South Asia, see Kirk et al. 2013 (genus accepted), cultures unavailable, sequence data available, see Begerow et al. 2014 (taxonomy).

Pseudodoassansia (Setch.) Vánky 1981, Doassansiaceae, Doassansiales, Exobasidiomycetes, two species, type species *P. obscura* (Setch.) Vánky, plant parasites (leaves) on Alismataceae, Africa, South America, South Asia, see Kirk et al. 2013 (genus accepted), cultures unavailable, sequence data unavailable, see Begerow et al. 2014 (taxonomy).

Pseudofavolus Pat. 1900, Polyporaceae, Polyporales, Agaricomycetes, asexual morph unknown, four species, type species *P. miquelii* (Mont.) Pat, wood-rotting, widespread, see Kirk et al. 2013 (genus accepted), sequence data available, see Sotome et al. 2008 (phylogeny, morphology).

Pseudofibroporia Yuan Y. Chen, B.K. Cui & Y.C. Dai 2017, *incertae sedis*, Polyporales, Agaricomycetes, asexual morph unknown, one species, type species *P. citrina* Yuan Y. Chen, B.K. Cui & Y.C. Dai, poroid hymenophore, wood-rotting, growing on angiosperm wood, white rot, China, sequence data available, see Chen et al. 2017d (taxonomy, phylogeny, China).

Pseudofistulina O. Fidalgo & M. Fidalgo 1963, *incertae sedis*, Agaricales, Agaricomycetes, asexual morph unknown, three species, type species *P. brasiliensis* (O. Fidalgo & M. Fidalgo) O. Fidalgo & M. Fidalgo (current name: *Fistulina brasiliensis* O. Fidalgo & M. Fidalgo), Brazil, sequence data unavailable, see Kirk et al. 2013 (genus accepted).

Pseudogelopellis K. Tao & B. Liu 1996, Claustulaceae, Phallales, Agaricomycetes, aseuxal morph unknown, one species, type species *P. echinoperidium* K. Tao & B. Liu, China, terrestrial, sequence data unavailable, see Kirk et al. 2013 (genus accepted).

Pseudogomphus R. Heim 1970, Gomphaceae, Gomphales, Agaricomycetes, asexual morph unknown, one species, type species *P. fragilissimus* R. Heim & Gilles, Gabon, sequence data unavailable, see Kirk et al. 2013 (genus accepted).

Pseudogymnopilus Raithelh. 1974, Strophariaceae, Agaricales, Agaricomycetes, asexual morph unknown, one species, type species *P. pampeanus* (Speg.) Raithelh., South America, sequence data unavailable, see Kirk et al. 2013 (genus accepted).

Pseudohiatula (Singer) Singer 1938, *incertae sedis*, Agaricales, Agaricomycetes, asexual morph unknown, c. five species, type species *P. cyatheae* Singer, tropical, see Kirk et al. 2013 (genus accepted), sequence data available, see Petersen and Hughes 2010 (phylogeny).

Pseudohydnum P. Karst. 1868, *incertae sedis*, Auriculariales, Agaricomycetes, asexual morph unknown, one species, type species *P. gelatinosum* (Scop.) P. Karst., widespread, edible and medicinal use, see Dai and Yang 2008 (medicinal mushrooms, China), Dai et al. 2010b (edible mushrooms, China), Kirk et al. 2013 (genus accepted), sequence data available, see Weiß and Oberwinkler 2001 (phylogeny).

Pseudohygrophorus Velen. 1939, *incertae sedis*, Agaricales, Agaricomycetes, asexual morph unknown, one species, type species *P. vesicarius* Velen., Europe, sequence data unavailable, see Kirk et al. 2008.

Pseudohyphozyma Q.M. Wang, F.Y. Bai, M. Groenew. & Boekhout 2015, *incertae sedis*, *incertae sedis*, Microbotryomycetes, sexual morph unknown, three species, type species *P. buffonii* (C. Ramírez) Q.M. Wang, F.Y. Bai, M. Groenew. & Boekhout, yeast, worldwide, cultures and sequence data available, see Wang et al. 2015e (taxonomy, phylogeny).

Pseudoinonotus T. Wagner & M. Fisch. 2001, Hymenochaetaceae, Hymenochaetales, Agaricomycetes, asexual morph unknown, eight species, type species *P. dryadeus* (Pers.) T. Wagner & M. Fisch., worldwide, see Dai et al. 2008 (key, China), sequence data available, see Rajchenberg et al. 2015 (phylogeny, new combination),

Pseudolaccaria Vizzini, Contu & Z.W. Ge 2015, Biannulariaceae, Agaricales, Agaricomycetes, asexual morph unknown, one species, type species *P. pachyphylla* (Fr.) Vizzini & Contu, habit *Laccaria*-like, sequence data available, see Lavorato et al. 2015 (revision, *Clitocybe umbrinopurpurascens*, *Neohygrophorus*, *Pseudoomphalina*), Alvarado et al. 2018b (phylogeny).

Pseudolagarobasidium J.C. Jang & T. Chen 1985, Cerrenaceae, Polyporales, Agaricomycetes, asexual morph unknown, seven species, type species *P. leguminicola* J.C. Jang & T. Chen, resupinate basidioma, wood-rotting, saprobes, facultative pathogens, or endophytic, see Hallenberg et al. 2008, widespread, see Kirk et al. 2013 (genus accepted), sequence data available, see Nakasone and Lindner 2012 (new spp., new combinations, phylogeny, type study, Australia, Belize, Brazil, Ceylon, Mauritius), new combination, see Nakasone 2015 (morphology, type study, Central Europe).

Pseudolasiobolus Agerer 1983, *incertae sedis*, Agaricales, Agaricomycetes, asexual morph unknown, one species, type species *P. minutissimus* Agerer, tropical, sequence data unavailable, see Kirk et al. 2013 (genus accepted).

Pseudolepiota Z.W. Ge 2017, Agaricaceae, Agaricales, Agaricomycetes, asexual morph unknown, one species, type species *P. zangmui* Z.W. Ge, agaricoid, saprotrophic, tropical China, sequence data available, see Ge and Yang 2017 (phylogeny, taxonomy, China).

Pseudoleucosporidium V. de Garcia, M.A. Coelho, T. Maia, L.H. Rosa, A.B.M. Vaz, C.A. Rosa, J.P. Samp., P. Gonç., M.R. Van Broock & Libkind 2015, *incertae sedis*, *incertae sedis*, Microbotryomycetes, sexual morph known, one species, type species *L. fasciculatum* Babeva & Lisichk., yeast, from mushroom, Russia, cultures and sequence data and cultures available, see de García et al. 2015 (sexual characteristics of *Leucosporidium*, new genus, phylogeny), Wang et al. 2015e (phylogeny).

Pseudomegasporoporia X.H. Ji & F. Wu 2017, Polyporaceae, Polyporales, Agaricomycetes, asexual morph unknown, one species, type species *P. neriicola* X.H. Ji &

F. Wu, wood-rotting, east Asia, sequence data available, see Ji and Wu 2017a (taxonomy).

Pseudomerulius Jülich 1979, Tapinellaceae, Boletales, Agaricomycetes, asexual morph unknown, four species, type species *P. aureus* (Fr.) Jülich, widespread, some species medicinal use (*P. aureus* (Fr.) Jülich), see Dai and Yang 2008 (medicinal mushrooms, China), Kirk et al. 2013 (genus accepted), sequence data available, see Larsson et al. 2004 (phylogeny, corticioid homobasidiomycetes), Binder et al. 2010 (phylogeny), Kotiranta et al. 2011 (new combinations).

Pseudomicrostroma T. Kij. & Aime 2017, *incertae sedis*, Microstromatales, Exobasidiomycetes, three species, type species *P. juglandis* (Berenger) Kijporn. & Aime, plant parasite (leaves) on *Juglans* spp. (Juglandaceae), widespread, saprobic yeast states on plants, cultures available, sequence data available, see Begerow et al. 2001, 2014, Wang et al. 2015c (phylogeney, taxonomy), Kijpornyongpan and Aime 2017 (taxonomy).

Pseudonadsoniella T.O. Kondr. & S.Y. Kondr. 2015, Meripilaceae, Polyporales, Agaricomycetes, asexual morph unknown, one species, type species *P. brunnea* T.O. Kondr. & S.Y. Kondr., brown yeast, Antarctic, sequence data and cultures avaibale, see Kondratyuk et al. 2015 (taxonomy).

Pseudoomphalina (Singer) Singer 1956, *incertae sedis*, Agaricales, Agaricomycetes, asexual morph unknown, c. six species, type species *P. kalchbrenneri* (Bres.) Singer, North temperate, see Malysheva et al. 2011 (new combination), Knudsen 2012, Kirk et al. 2013 (genus accepted), sequence data available, see Lodge et al. 2014 (phylogeny, monograph, Hygrophoraceae), Lavorato et al. 2015 (phylogeny, redescription, *Clitocybe umbrinopurpurascens*, revision, *Neohygrophorus*, *Pseudoomphalina*), Sánchez-García et al. 2017 (phylogeny, Tricholomatineae, evolution).

Pseudopiptoporus Ryvarden 1980, Polyporaceae, Polyporales, Agaricomycetes, asexual morph unknown, two species, type species *P. devians* (Bres.) Ryvarden, poroid hymenophore, wood-rotting, East Africa, India, sequence data unavailable, see Kirk et al. 2013 (genus accepted).

Pseudoporpoloma Vizzini & Consiglio 2016, Tricholomataceae, Agaricales, Agaricomycetes, asexual morph unknown, one species, type species *P. pes-caprae* (Fr.) Vizzini & Consiglio, Europe, on soil, in grasslands, probably saprotrophic, sequence data available, see Vizzini et al. 2016b (phylogeny, morphology).

Pseudostypella McNabb 1969, Auriculariaceae, Auriculariales, Agaricomycetes, asexual morph unknown, one species, type species *P. nothofagi* McNabb, New Zealand, sequence data unavailable, see Kirk et al. 2013 (genus accepted).

Pseudotomentella Svrček 1958, Thelephoraceae, Thelephorales, Agaricomycetes, asexual morph unknown, 17 species, type species *P. mucidula* (P. Karst.) Svrček, ectomycorrhizal, Europe, see Kirk et al. 2013 (genus accepted), sequence data available, see Tedersoo et al. 2010 (phylogeny, evolution).

Pseudotracya Vánky 1999, Doassansiaceae, Doassansiales, Exobasidiomycetes, one species, type species *P. otteliae* Vánky, plant parasites (vegetative parts) on Hydrocharitaceae, Australia, see Kirk et al. 2013 (genus accepted), cultures unavailable, sequence data unavailable, see Begerow et al. 2014 (taxonomy).

Pseudotremella X.Z. Liu, F.Y. Bai, A.M. Yurkov, M. Groenew. & Boekhout 2015, Bulleraceae, Tremellales, Tremellomycetes, sexual and asexual morphs known, four species, type species *P. moriformis* (Berk.) X.Z. Liu, F.Y. Bai, M. Groenew. & Boekhout, yeast, mycoparasite, on wood, Europe, cultures and sequence data available, see Liu et al. 2015b (taxonomy, phylogeny).

Pseudotricholoma (Singer) Sánchez-García & Matheny 2014, Tricholomataceae, Agaricales, Agaricomycetes, asexual morph unknown, two species, type species *P. umbrosum* (A.H. Sm. & M.B. Walters) Sánchez-García & Matheny, northern hemisphere, terrestrial, in woods and grasslands, probably biotrophic, possibly ectomycorrhizal, sequence data available, see Sánchez-García et al. 2014 (taxonomy), Vizzini et al. 2016b (phylogeny).

Pseudotulasnella Lowy 1964, Tulasnellaceae, Cantharellales, Agaricomycetes, asexual morph unknown, one species, type species *P. guatemalensis* Lowy, saprobes, wood-rotting, Guatemale, sequence data unavailable, see Kirk et al. 2013 (genus accepted).

Pseudotyphula Corner 1953, *incertae sedis*, Agaricales, Agaricomycetes, asexual morph unknown, one species, type species *P. ochracea* Corner, on dead wood, Central Africa, sequence data unavailable, see Kirk et al. 2013Kirk et al. 2013 (genus accepted).

Pseudowrightoporia Y.C. Dai, Jia J. Chen & B.K. Cui 2015, Hericiaceae, Russulales, Agaricomycetes, asexual morph unknown, ten species, type species *P. cylindrospora* (Ryvarden) Y.C. Dai, Jia J. Chen & B.K. Cui, wood-decaying, worldwide, sequence data available, see Chen et al. 2016b (phylogeny).

Pseudoxenasma K.H. Larss. & Hjortstam 1976, Russulaceae, Russulales, Agaricomycetes, asexual morph unknown, one species, type species *P. verrucisporum* K.H. Larss. & Hjortstam, Europe, wood-decaying, see Kirk et al. 2013 (genus accepted), sequence data available, see Larsson and Larsson 2003 (phylogeny).

Pseudozyma Bandoni 1985, Ustilaginaceae, Ustilaginales, Ustilaginomycetes, five species, type species *P. prolifica* Bandoni (Syn. *Mycosarcoma maydis* Bref. *fide* McTaggart et al. 2016c), known only from saprobic states, widespread,

five species 'pro tempore' are temporarily remained, see Kurtzman et al. 2011 (taxonomy), Kirk et al. 2013 (genus accepted), cultures available, sequence data available, see Begerow et al. 2000 (taxonomy), Wang et al. 2015c (taxonomy, phylogeny).

Psiloboletinus Singer 1945, Suillaceae, Boletales, Agaricomycetes, asexual morph unknown, one species, type species *P. lariceti* (Singer) Singer, Asia (temperate), sequence data unavailable, see Kirk et al. 2013 (genus accepted).

Psilocybe (Fr.) P. Kumm. 1871, Hymenogastraceae, Agaricales, Agaricomycetes, asexual morph unknown, c. 326 species, type species *P. semilanceata* (Fr.) P. Kumm., hallucinogenic, see Redhead et al. 2007 (nomenclature), Borovička 2008 (wood rotting), Guzmán et al. 2008 (Canada), Guzmán 2009 (hallucinogenic mushrooms), Noordeloos 2009 (new combination), Guzmán et al. 2013a (Japan), Kirk et al. 2013 (genus accepted), sequence data available, see Ramírez-Cruz et al. 2013a, b (type studies, phylogeny), Borovička et al. 2011, 2015 (*P. cyanescens* complex, *P. atrobrunnea*), da Silva et al. 2014, 2016 (Brazil, taxonomy, cultural characteristics), Froese et al. 2016 (potential ritual use), new spp. see Bau and Sarentoya 2009 (China), Guzmán et al. 2009, Horak et al. 2009 (Malaysia, Thailand), Guzmán and Yang 2010 (Asian). Takahashi 2011 (Japan), Borovička et al. 2012 (USA), Guzmán et al. 2012, 2014 (Thailand, Congo), Li et al. 2014g (China), Ma et al. 2014 (China), Wang and Tzean 2015 (China), Gartz and Wiedemann 2015 (Germany), Takahashi et al. 2016 (Japan), Ma et al. 2016 (China), Terashima et al. 2016 (Japan).

Ptechetelium Oberw. & Bandoni 1984, Eocronartiaceae, Platygloeales, Pucciniomycetes, one species, type species *P. cyatheae* (Syd.) Oberw. & Bandoni, Ecuador, sequence data unavailable, see Kirk et al. 2013 (genus accepted).

Pteridomyces Jülich 1979, Atheliaceae, Atheliales, Agaricomycetes, asexual morph unknown, four species, type species *P. galzinii* (Bres.) Jülich, see Kirk et al. 2013 (genus accepted), sequence data unavailable, new spp. see Gorjón and Hallenberg 2013 (Chile).

Pterula Fr. 1825, Pterulaceae, Agaricales, Agaricomycetes, asexual morph unknown, c. 50 species, type species *P. plumosa* (Schwein.) Fr., worldwide, clavarioid, sequence data available, see Dentinger et al. 2009 (phylogeny), Kim et al. 2015 (Korea), new spp. see Senthilarasu 2013 (India).

Pterulicium Corner 1950, Pterulaceae, Agaricales, Agaricomycetes, asexual morph unknown, one species, type species *P. xylogenum* (Berk. & Broome) Corner, Asia, bamboo pathogen, see Sandeep 2010 (India), Kirk et al. 2013 (genus accepted), sequence data available, see Dentinger et al. 2009 (phylogeny).

Ptychella Roze & Boud. 1879, Bolbitiaceae, Agaricales, Agaricomycetes, asexual morph unknown, one species, type species *P. ochracea* Boud., Europe, sequence data unavailable, see Kirk et al. 2013 (genus accepted).

Puccinia Pers. 1794 (= *Argomyces* Arthur 1912, = *Argotelium* Arthur 1906, = *Bullaria* DC., in Lamarck & de Candolle 1805, = *Coronotelium* Syd. 1921, = *Cutomyces* Thüm. 1878, = *Dicaeoma* Gray 1821, = *Eriosporangium* Bertero ex Ruschenb. 1831, = *Jackya* Bubák 1902, = *Leptinia* Juel 1897, = *Leptopuccinia* (G. Winter) Rostr. 1902, = *Lindrothia* Syd. 1922, = *Linkiella* Syd. 1921, = *Lysospora* Arthur 1906, = *Micropuccinia* Rostr. 1902, = *Persooniella* Syd. 1922, = *Pleomeris* Syd. 1921, = *Poliomella* Syd. 1922, = *Puccinia* subgen. *Leptopuccinia* G. Winter 1881 [1884], = *Puccinidia* Mayr 1890, = *Rostrupia* Lagerh. 1889, = *Schroeterella* Syd. 1922, = *Sclerotelium* Syd. 1921, = *Solenodonta* Castagne 1845, = *Trailia* Syd. 1922), Pucciniaceae, Pucciniales, Pucciniomycetes, c. 3300 species, type species *P. graminis* Pers., biotrophic on most families of angiosperms especially common on Asteraceae, Cyperaceae, Liliaceae, Poaceae, worldwide in distribution, Kirk et al. 2013 (genus accepted), sequence data available, new spp. see McKenzie 2008, McTaggart and Shivas 2008, Khalid and Afshan 2009 (new records), Iqbal et al. 2009, Afshan et al. 2009, 2010b, c (new records), Berndt 2009, 2010a, 2013b (key to species from South Africa on *Helichrysum*, account of rust fungi in French Guiana), Liu and Hambleton 2010 (new series, molecular analysis, related to *P. striformis*), Liang and Kakishima 2011 (new name), Scholler et al. 2011, Zhuang and Wei 2011, Aliabadi and Abbasi 2012, de Carvalho and Hennben 2012 (key), Kirbag et al. 2011 (Turkey), Liu and Hambleton 2012, 2013 (molecular analysis, related to *P. graminis*, related to *P. coronata*, *P. coronata* Series *coronata* ser. nov., key), Gjærum and Lye 2014, Okane et al 2014, Abbasi and Aime 2016 (key), Gautam and Avasthi 2016a, b (checklist), Kumar et al. 2017 (key), Kakishima et al. 2018 (new name).

Pucciniastrum G.H. Otth 1861 (= *Calyptospora* J.G. Kühn 1869, = *Phragmopsora* Magnus 1875, = *Pomatomyces* Oerst. 1864), Pucciniastraceae, Pucciniales, Pucciniomycetes, c. 50 species, type species *P. epilobii* (Pers.) G.H. Otth, biotrophic on many dicotyledonous plants including Aceraceae, Betulaceae, Ericaceae, Fagaceae, Onagraceae, Pinaceae (alternate hosts), Rosaceae, terrestrial, worldwide, see Kirk et al. 2013 (genus accepted), sequence data available, see Liang and Kakishima 2011 (new name), Padamsee and Mckenzie 2014 (new species, new combination, molecular analysis), Ji et al. 2019 (new spp., China).

Pucciniosira Lagerh. 1892, Pucciniosiraceae, Pucciniales, Pucciniomycetes, (= *Aecidiella* Ellis & Kelsey 1897, = *Didymosira* Clem. 1909, = *Schizospora* Dietel 1895), 17 species, type species *P. triumfettae* Lagerh., biotrophic on Asteraceae, Berberidaceae, Malvaceae,

Solanaceae, terrestrial, America, Philippines, see Kirk et al. 2013 (genus accepted), sequence data available, see Zuluaga et al. 2011 (phylogeny, Colombian).

Pucciniostele Tranzschel & K.L. Kom., in Komarov 1899 (= *Klastopsora* Dietel, 1904; *Phragmostele* Clem. 1909), Phakopsoraceae, Pucciniales, Pucciniomycetes, four species, type species *P. clarkiana* (Barclay) Tranzschel & K.L. Kom., biotrophic on Saxifragaceae (*Astilbe*), terrestrial, Asia (China, India, Japan, Korea, Philippines), sequence data unavailable, see Kirk et al. 2013 (genus accepted).

Puccorchidium Beenken 2015, in Beenken & Wood, *incertae sedis*, Pucciniales, Pucciniomycetes, two species, type species *P. polyalthiae* (Petch) Beenken, asexual morph aecidium-like, biotrophic on Annonaceae, terrestrial, India, South Africa, Sri Lanka, see Beenken and Wood 2015 (taxonomy, phylogeny).

Pulchroboletus Gelardi, Vizzini & Simonini 2014, Boletaceae, Boletales, Agaricomycetes, asexual morph unknown, one species, type species *P. roseoalbidus* (Alessio & Littini) Gelardi, Vizzini & Simonini, stipitate-pileate when mature, development secondary angiocarpic, ectomycorrhizal, Europe, sequence data available, see Gelardi et al. 2014a (taxonomy).

Pulveroboletus Murrill 1909, Boletaceae, Boletales, Agaricomycetes, asexual morph unknown, 38 species, type species *P. ravenelii* (Berk. & M.A. Curtis) Murrill, stipitate-pileate, see Kirk et al. 2013 (genus accepted), Kim et al. 2017 (pharmacological significance), sequence data available, new spp. see Takahashi 2007 (Japan), Degreef and De Kesel 2009 (Gabon), Li et al. 2016b (China), Wu et al. 2016f (China), Raspé et al. 2016 (Thailand), Zeng et al. 2017 (China, monogarph), Badou (Africa), a number of species in need of revision.

Punctularia Pat. 1895, Punctulariaceae, Corticiales, Agaricomycetes, asexual morph unknown, two species, type species *P. atropurpurascens* (Berk. & Broome) Petch, wood-decaying, widespread, see Kirk et al. 2013 (genus accepted), sequence data available, see Knijn and Ferretti 2018 (Italy, phylogeny), Floudas et al. 2012 (genome, evolution).

Punctulariopsis Ghobad-Nejhad 2010, Punctulariaceae, Corticiales, Agaricomycetes, asexual morph unknown, four species, type species *P. subglobispora* (Hallenb. & Hjortstam) Ghobad-Nejhad, South America, Africa, sequence data available, see Ghobad-Nejhad et al. 2010 (taxonomy and phylogeny), Ariyawansa et al. 2015 (taxonomy and phylogeny).

Purpureocorticium S.H. Wu 2017, *incertae sedis*, *incertae sedis*, Agaricomycetes, asexual morph unknown, one species, type species *P. microsporum* S.H. Wu, corticioid, fruit body effused, adnate, membranaceous, east Asia, sequence data available, see Wu et al. 2018c (taxonomy).

Pusillomyces J.S. Oliveira 2019, Omphalotaceae, Agaricales, Agaricomycetes, asexual morph unknown, three species, type species *P. manuripioides* J.S. Oliveira, Neotropic and Paleoarctic, sequence data available, see Oliveira et al. 2019 (phylogeny, taxonomy).

Pycnoporellus Murrill 1905, Sparassidaceae, Polyporales, Agaricomycetes, asexual morph unknown, two species, type species *P. fibrillosus* (P. Karst.) Murrill [current name: *P. fulgens* (Fr.) Donk], poroid hymenophore, wood-rotting, brown rot, widespread, see Kirk et al. 2013 (genus accepted), sequence data available, see Ortiz-Santana et al. 2013 (phylogeny, antrodia clade).

Pycnopulvinus Toome & Aime 2014, Heterogastridiaceae, Heterogastridiales, Microbotryomycetes, presumably asexual state, asexual morph unknown (no sporogenous cells were detected by the authors), one species, type species *P. aurantiacus* Toome & Aime, ecological strategy unclear: saprobic / mycoparasitic, on palm leaf litter (in association with other fungi) in tropical forests, Ecuador (type locality) and Costa Rica (only from sequence data), sequence data available, see Toome and Aime 2014 (phylogeny, taxonomy).

Pycnovellomyces R.F. Castañeda 1987, *incertae sedis*, *incertae sedis*, Agaricomycetes, one species, type species *P. foliicola* R.F. Castañeda, Cuba, sequence data unavailable, see Kirk et al. 2013 (genus accepted).

Pyrofomes Kotl. & Pouzar 1964, Polyporaceae, Polyporales, Agaricomycetes, asexual morph unknown, eight species, type species *P. demidoffii* (Lév.) Kotl. & Pouzar, poroid hymenophore, wood-rotting, white rot, widespread, see Kirk et al. 2013 (genus accepted), Zmitrovih 2018a (taxonomy), sequence data available, see Vlasák et al. 2018 (new combinations, phylogeny, North America), new sp. see Cui and Dai 2011 (morphology, China).

Pyrrhoderma Imazeki 1966, Hymenochaetaceae, Hymenochaetales, Agaricomycetes, asexual morph unknown, two species, type species *P. sendaiense* (Yasuda) Imazeki, Japan, Argentina, see Kirk et al. 2013 (genus accepted), sequence data available, see He and Dai 2012 (*Hymenochaete*, phylogeny).

Pyrrhoglossum Singer 1944, Cortinariaceae, Agaricales, Agaricomycetes, asexual morph unknown, twleve species, type species *P. pyrrhum* (Berk. & M.A. Curtis) Singer, tropical, Europe, see Kirk et al. 2013 (genus accepted), Horak 2018 (monograph, New Zealand), sequence data unavailable, new spp. see Corriol 2009 (Europe).

Quadrispora Bougher & Castellano 1993, Cortinariaceae, Agaricales, Agaricomycetes, asexual morph unknown, three species, type species *Q. oblongispora* (G.W. Beaton, Pegler & T.W.K. Young) Bougher & Castellano, Australia, see Kirk et al. 2013 (genus accepted), sequence data available.

Quambalaria J.A. Simpson 2000, Quambalariaceae, Microstromatales, Exobasidiomycetes, seven species, type species *Q. pitereka* (J. Walker & Bertus) J.A. Simpson, plant parasites on genera *Corymbia* and *Eucalyptus* (Myrtaceae), anamorphic genus, saprobes on *Betula* (Betulacea), or isolated from human skin, South Africa, Austrlia, Europe, cultures available, sequence data available, see de Beer et al. 2006, Antropova et al. 2014, Begerow et al. 2014, Wang et al. 2015c (phylogeny), Bezerra et al. 2018 (new sp., Brazil).

Queiroziella C.R. Félix, J.D.P. Bezerra, R.P. Neves & Landell 2018, *incertae sedis*, *incertae sedis*, Cystobasidiomycetes, one species, type species *Q. brasiliensis* C.R. Félix, P. Valente & Landell, yeast, colonies pink to salmon, Brazil, cultures and sequence data available, see Crous et al. 2018b (phylogeny, taxonomy).

Queletia Fr. 1872, Agaricaceae, Agaricales, Agaricomycetes, asexual morph unknown, two species, type species *Q. mirabilis* Fr., secotioid, worldwide, sequence data unavailable, see Moreno et al. 2012 (Spain), Kirk et al. 2013 (genus accepted), Kříž and Zíta 2016 (Czech Republic).

Raduliporus Spirin & Zmitr. 2006, Irpicaceae, Polyporales, Agaricomycetes, asexual morph unknown, one species, type species *R. aneirinus* (Sommerf.) Spirin & Zmitr., resupinate basidioma, poroid hymenophore, wood-rotting, white rot, widespread, sequence data available, see Gómez-Montoya et al. 2017a (phylogeny, morphology).

Radulochaete Rick 1940, *incertae sedis*, Cantharellales, Agaricomycetes, asexual morph unknown, two species, in need of modern interpretation, type species *R. ceracea* Rick, sequence data unavailable, see Kirk et al. 2008.

Radulodon Ryvarden 1972, Cerrenaceae, Polyporales, Agaricomycetes, asexual morph unknown, eleven species, type species *R. americanus* Ryvarden, hydnoid hymenophore, wood-rotting, widespread, see Kirk et al. 2013 (genus accepted), sequence data available, see Hallenberg et al. 2008 (phylogeny), Nakasone and Lindner 2012 (phylogeny), Kotiranta et al. 2017 (phylogeny), new spp. see Jyoti and Dhingra 2014 (morphology, Himalaya), Kaur et al. 2014b (morphology, India).

Radulodontia Hjortstam & Ryvarden 2008, *incertae sedis*, *incertae sedis*, Basidiomycota, asexual morph unknown, one species, type species *R. pyriformis* Hjortstam & Ryvarden, sequence data unavailable, see Hjortstam and Ryvarden 2008a (taxonomy).

Radulomyces M.P. Christ. 1960, Pterulaceae, Agaricales, Agaricomycetes, asexual morph unknown, ten species, type species *R. confluens* (Fr.) M.P. Christ., worldwide, wood decaying, see Gilbertson and Nakasone 2003 (Hawaii), Ghobad-Nejhad and Kotiranta 2007 (*R. rickii*), Kirk et al. 2013 (genus accepted), sequence data available, see Larsson et al. 2004 (phylogeny, corticioid homobasidiomycetes), Zhao et al. 2016b (taxonomy).

Radulomycetopsis Dhingra, Priyanka & J. Kaur 2012, *incertae sedis*, Agaricales, Agaricomycetes, asexual morph unknown, one species, type species *R. cystidiata* Dhingra, Priyanka & J. Kaur, India, sequence data unavailable, see Dhingra and Kaur 2012 (taxonomy).

Radulotubus Y.C. Dai, S.H. He & C.L. Zhao 2016, Pterulaceae, Agaricales, Agaricomycetes, asexual morph unknown, one species, type species *R. resupinatus* Y.C. Dai, S.H. He & C.L. Zhao, wood-rotting, poroid, China, sequence data available, see Zhao et al. 2016b (taxonomy).

Ramakrishnania Ramachar & Bhagyan. 1979, Pucciniaceae, Pucciniales, Pucciniomycetes, one species, type species *R. ixorae* Ramachar & Bhagyan., biotrophic on Rubiaceae (*Ixora*), terrestrial, India, sequence data unavailable, see Kirk et al. 2013 (genus accepted).

Ramaria Fr. ex Bonord. 1851, Gomphaceae, Gomphales, Agaricomycetes, asexual morph unknown, c. 230 species, type species *R. botrytis* (Pers.) Ricken, widespread, some species edible (*R. flava* (Schaef.: Fr.) Quél.), see Gursoy et al. 2010 (antioxidant activities), Kirk et al. 2013 (genus accepted), Liu et al. 2013 (anticancer, antioxidant and antibiotic activities), some species lethal (*R. rufescens*), see Huang et al. 2009 (China), sequence data available, see Nasim et al. 2008 (Pakistan, morphology), Knudson 2012 (Minnesota), new spp. see Cázares et al. 2011 (Central Mexican oak forests), Hughes et al. 2014b (Arkansas).

Ramaricium J. Erikss. 1954, Gomphaceae, Gomphales, Agaricomycetes, asexual morph unknown, five species, type species *R. occultum* J. Erikss., wood-rotting, widespread, see Kirk et al. 2013 (genus accepted), sequence data available, see Binder et al. 2005.

Ramariopsis (Donk) Corner 1950, Clavariaceae, Agaricales, Agaricomycetes, asexual morph unknown, 48 species, type species *R. kunzei* (Fr.) Corner, worldwide, see Kautmanová et al. 2012a, b (Europe, phylogeny), Birkebak et al. 2013 (phylogeny), Kirk et al. 2013 (genus accepted), Furtado et al. 2016 (Brazil), new spp. see Olariaga and Salcedo 2013 (new combination), Hyde et al. 2016 (Atlantic rain forest).

Ranadivia Zmitr. 2018, Fomitopsidaceae, Polyporales, Agaricomycetes, asexual morph unknown, five species, type species *R. allantoidea* (M.L. Han, B.K. Cui & Y.C. Dai) Zmitr., corioloid basidioma, wood-rotting, brown rot, pantropical, see Zmitrovich 2018a (taxonomy).

Ravenelia Berk. 1853 (= *Cephalotelium* Syd. 1921, = *Cystingophora* Arthur 1907, = *Cystotelium* Syd. 1921, = *Dendroecia* Arthur 1906, = *Haploravenelia* Syd. 1921, = *Longia* Syd. 1921, = *Neoravenelia* Long 1903, = *Pleoravenelia* Long 1903), Raveneliaceae, Pucciniales, Pucciniomycetes, c. 250 species, type species *R. glanduliformis* Berk. & M.A. Curtis, biotrophic on

Fabaceae, terrestrial, worldwide in warm climates except Europe, Australia, see Kirk et al. 2013 (genus accepted), sequence data available, see Gandhe and Kuvalekar 2007 (phylogeny), Zhao et al. 2016d (evolution), new spp. see Zhuang and Wei 2009b (China), Yepes and de Carvalho 2014 (Brazil), Hernández et al. 2014 (online database), Ebinghaus et al. 2018 (South Africa).

Rectipilus Agerer 1973, *incertae sedis*, Agaricales, Agaricomycetes, asexual morph unknown, eleven species, type species *R. fasciculatus* (Pers.) Agerer, cyphelloid, worldwide, sequence data available, see Bodensteiner et al. 2004 (phylogeny, cyphelloid homobasidiomycetes), Kirk et al. 2013 (genus accepted), new spp. see Gorjón and de Jesus 2014 (Brazilian Amazon), Lucas and Dentinger 2015 (Great Britain).

Renatobasidium Hauerslev 1993, *incertae sedis*, Auriculariales, Agaricomycetes, asexual morph unknown, one species, type species *R. notabile* Hauerslev, Europe, sequence data unavailable, see Kirk et al. 2013 (genus accepted).

Repetobasidiellum J. Erikss. & Hjortstam 1981, Hydnaceae, Cantharellales, Agaricomycetes, asexual morph unknown, one species, type species *R. fusisporum* J. Erikss. & Hjortstam, saprobes, widespread, northern Europe, sequence data unavailable, see Larsson 2007b (genus *incertae sedis* in Agaricomycetes), Kirk et al. 2013 (genus accepted).

Repetobasidiopsis Dhingra & Avn.P. Singh 2008, *incertae sedis*, Polyporales, Agaricomycetes, asexual morph unknown, one species, type species *R. grandispora* Dhingra & Avn.P. Singh, resupinate basidioma, smooth hymenophore, bambusicolous, widespread, sequence data unavailable available, see Dhingra and Singh 2008a (nomenclature, validation).

Repetobasidium J. Erikss. 1958, Hydnaceae, Cantharellales, Agaricomycetes, asexual morph unknown, twelve species, type species *R. vile* (Bourdot & Galzin) J. Erikss., worldwide, see Kirk et al. 2013 (genus accepted), sequence data available, see Larsson et al. 2006 (phylogeny, hymenochaetoid clade).

Resinicium Parmasto 1968, Rickenellaceae, Hymenochaetales, Agaricomycetes, asexual morph unknown, eight species, type species *R. bicolor* (Alb. & Schwein.) Parmasto, worldwide, see Kirk et al. 2013 (genus accepted), sequence data available, see Nakasone 2007 (monograph), Gruhn et al. 2017b (worldwide key, phylogeny, new species), new spp. see Telleria et al. 2008a (Equatorial Guinea), Baltazar et al. 2016 (type examination).

Resiniporus Zmitr. 2018, Irpicaceae, Polyporales, Agaricomycetes, asexual morph unknown, two species, type species *R. resinascens* (Romell) Zmitr., resupinate porioid basidioma, wood-rotting, white rot, widespread, see Zmitrovich 2018a (taxonomy).

Resinomycena Redhead & Singer 1981, Mycenaceae, Agaricales, Agaricomycetes, asexual morph unknown, c. ten species, type species *R. rhododendri* (Peck) Redhead & Singer, North America, Europe, Japan, see Antonín and Noordeloos 2004 (Europe), Kirk et al. 2013 (genus accepted), sequence data available, see Petersen et al. 2008 (new genus), new spp. see Desjardin et al. 2016 (Brazil), Takahashi et al. 2016 (Japan).

Resinoporia Audet 2017, Fomitopsidaceae, Polyporales, Agaricomycetes, asexual morph unknown, eleven species, type species *R. crassa* (P. Karst.) Audet, wood-rotting, most species transformed from *Antrodia s. s.* or *Amyloporia s. s.*, sequence data available, see Ortiz-Santana et al. 2013 (antrodia clade of Polyporales, phylogeny).

Restilago Vánky 2008, *incertae sedis*, *incertae sedis*, Basidiomycota, asexual morph unknown, one species, type species *R. capensis* Vánky, sequence data unavailable, see Vánky 2008 (taxonomy).

Restingomyces Sulzbacher, Grebenc & Baseia 2016, Trappeaceae, Hysterangiales, Agaricomycetes, asexual morph unknown, one species, type species *R. reticulatus* Sulzbacher, B.T. Goto & Baseia, sequestrate, Brazilian Atlantic rainforest, sequence data available, see Sulzbacher et al. 2016b (taxonomy).

Restiosporium Vánky 2000, Websdaneaceae, Ustilaginales, Ustilaginomycetes, 21 species, type species *R. meneyae* Vánky, plant parasites (fruits) on Restionaceae, Australia, cultures unavailable, sequence data available, see Begerow et al. 2014, Nasr et al. 2014a (taxonomy).

Resupinatus Nees ex Gray 1821, Pleurotaceae, Agaricales, Agaricomycetes, asexual morph unknown, 33 species, type species *R. applicatus* (Batsch: Fr.) Gray, worldwide, basidioma cyphelloid, see Kirk et al. 2013 (genus accepted), sequence data available, see Nogueira-Melo et al. 2011 (America), Gonou-Zagou et al. 2011 (Greece), McDonald 2015 (systematics, North American collections of *R. poriaeformis* need a new name, also see Haelewaters et al. 2018).

Retiboletus Manfr. Binder & Bresinsky 2002, Boletaceae, Boletales, Agaricomycetes, asexual morph unknown, twelve species, type species *R. ornatipes* Manfr. Binder & Bresinsky, stipitate-pileate, North America, Asia, some species edible (*R. ornatipes* (Peck) Manfr. Binder & Bresinsky), see Dai et al. 2010b (edible mushrooms, China), see Gruber et al. 2013 (compounds), sequence data available, see Zeng et al. 2016 (monograph, China), new spp. see Wu et al. 2016f (China), Zeng et al. 2016 (monograph, China).

Rhacophyllus Berk. & Broome 1871 (= *Zerovaemyces* Gorovij 1977), Psathyrellaceae, Agaricales, Agaricomycetes, sexual morph *Coprinopsis* P. Karst. 1881, one species, type species *R. lilacinus* Berk. & Broome, sequence data unavailable, see Redhead et al. 2000.

Rhamphospora D.D. Cunn. 1888, Rhamphosporaceae, Doassansiales, Exobasidiomycetes, one species, type species *R. nymphaeae* D.D. Cunn., plant parasites (leaves) on genera *Castalia*, *Nymphea*, *Nuphar* (Nymphaeaceae), widespread, India, North America, see Kirk et al. 2013 (genus accepted), cultures available, sequence data available, see Begerow et al. 2014, Wang et al. 2015c (taxonomy, phylogeny).

Rheubarbariboletus Vizzini, Simonini & Gelardi 2015, Boletaceae, Boletales, Agaricomycetes, asexual morph unknown, two species, type species *R. armeniacus* (Quél.) Vizzini, Simonini & Gelardi, stipitate-pileate, ectomycorrhizal, Europe, sequence data available, see Vizzini 2015 (taxonomy).

Rhizochaete Gresl., Nakasone & Rajchenb. 2004, Phanerochaetaceae, Polyporales, Agaricomycetes, asexual morph unknown, 13 species, type species *R. brunnea* Gresl., Nakasone & Rajchenb., resupinate basidioma, smooth to slightly tuberculate hymenophore, wood-rotting, widespread, see Zmitrovich 2018a (taxonomy), sequence data available, see Greslebin et al. 2004 (phylogeny), Nakasone et al. 2017 (new sp., new combinations, phylogeny, morphology, type study, Belize), new combinations see Chikowski et al. 2016a, b (phylogeny, nomenclature, validation).

Rhizoctonia DC. 1805, Ceratobasidiaceae, Cantharellales, Agaricomycetes, sexual morph *Thanatephorus* Donk 1956, see Gónzalez et al. 2016, c. 50 species, type species *R. solani* J.G. Kühn, widespread, see Kirk et al. 2013 (genus accepted), *R. solani* is a serious pathogen of plant, see Zheng et al. 2013 (evolution), Chen et al. 2017c (pathogen), has priority over *Thanathephorus* see Oberwinkler et al. 2017, sequence data available, see Zheng et al. 2013 (evolution, rice sheath blight pathogen), Gónzalez et al. 2016 (phylogeny), new spp. and new combinations see Oberwinkler et al. 2013a (Germany).

Rhizocybe Vizzini, G. Moreno, P. Alvarado & Consiglio 2015, *incertae sedis*, Agaricales, Agaricomycetes, asexual morph unknown, four species, type species *R. vermicularis* (Fr.) Vizzini, G. Moreno, P. Alvarado & Consiglio, in coniferous forests of the Northern hemisphere, spring and summer, basidioma clitocyboid (funnel-shaped or umbilicate), small, with conspicuous rhizomorphs, sequence data available, see Alvarado et al. 2015 (taxonomy).

Rhizomarasmius R.H. Petersen 2000, Physalacriaceae, Agaricales, Agaricomycetes, asexual morph unknown, five species, type species *R. pyrrhocephalus* (Berk.) R.H. Petersen, Europe, sequence data available, see Ronikier and Ronikier 2011 (phylogeny), Moreau et al. 2015b (emendation).

Rhizopogon Fr. 1817, Rhizopogonaceae, Boletales, Agaricomycetes, asexual morph unknown, c. 157 species, type species *R. luteolus* Fr., ectomycorrhizal, see Murata et al. 2013b, widespread (north temperate, introduced with pines in southern hemisphere), some species edible (*R. luteolus* Fr. & Nordholm), some species medicinal use (*R. piceus* Berk. & M.A. Curtis), see Dai and Yang 2008 (medicinal mushrooms, China), Dai et al. 2010b (edible mushrooms, China), Kirk et al. 2013 (genus accepted), sequence data available, see Mujic et al. 2019 (genome, phylogeny), new spp. see Grubisha et al. 2014 (eastern North America), Mujic et al. 2014 (Japan), Crous et al. 2015a (Cape Verde Islands), Koizumi and Nara 2016 (Japan), Li et al. 2016e (China).

Rhizoporia Audet 2017, Fomitopsidaceae, Polyporales, Agaricomycetes, asexual morph unknown, one species, type species *R. hyalina* (Spirin, Miettinen & Kotir.) Audet, wood-rotting, sequence data available, see Spirin et al. 2013a (phylongeny, *Antrodia s. s.*).

Rhodactina Pegler & T.W.K. Young 1989, Boletaceae, Boletales, Agaricomycetes, asexual morph unknown, three species, type species *R. himalayensis* Pegler & T.W.K. Young, basidiomas sequestrate, ectomycorrhizal, tropical Asia, see Kirk et al. 2013 (genus accepted), sequence data available, see Vadthanarat et al. 2018 (phylogeny, new sp., Thailand).

Rhodoarrhenia Singer 1964, Bolbitiaceae, Agaricales, Agaricomycetes, asexual morph unknown, eight species, type species *R. pezizoidea* (Speg.) Singer, tropical, sequence data unavailable, see Kirk et al. 2013 (genus accepted).

Rhodocollybia Singer 1939, Omphalotaceae, Agaricales, Agaricomycetes, asexual morph unknown, c. 35 species, type species *R. maculata* (Alb. & Schwein.) Singer, worldwide, see Antonín and Noordeloos 2010 (Europe), Kirk et al. 2013 (genus accepted), sequence data available, see Garnica et al. 2007 (Agarics, phylogeny, basidiospore ultrastructure), Keirle et al. 2010, 2012 (Hawaii, *R. laulaha*), Petersen and Hughes 2016 (phylogeny), new spp. see Eyssartier et al. 2011a (Europe), Cooper 2014b (New Zealand, new combinations), Mata et al. 2016 (neotropical), Latha et al. 2018a (India).

Rhodocybe Maire 1926, Entolomataceae, Agaricales, Agaricomycetes, asexual morph unknown, c. 50 species, type species *R. caelata* (Fr.) Maire, worldwide, see Kirk et al. 2013 (genus accepted), Horak 2008 (New Zealand, monograph), Noordeloos and Gates 2012a (Tasmania, Australia, morphology, monograph, as *Clitopilus s. l.*) dos Santos Silva-Filho et al. 2018 (new records, Brazil), sequence data available, see Co-David et al. 2009 (phylogeny), Kluting et al. 2014 (phylogeny), new spp. Dähncke et al. 2008 (Canary Islands, Spain), Henkel et al. 2010b (Guyana), Noordeloos et al. 2010 (Germany, as *Clitopilus*), Contu et al. 2011 (France, as *Clitopilus*), Kaur et al. 2013a (India), Crous et al. 2016b (India), Hyde et al. 2016 (India), Vizzini et al. 2016c, d, 2018 (new

combination, Turkey, Estonia, Italy), Crous et al. 2017a, b (India, Italy), Sesli and Vizzini 2017 (Turkey).

Rhodofomes Kotl. & Pouzar 1990, Fomitopsidaceae, Polyporales, Agaricomycetes, asexual morph unknown, five species, type species *R. roseus* (Alb. & Schwein.) Vlasák, perennial basidioma, poroid hymenophore, wood-rotting, brown rot, widespread, sequence data available, see Han et al. 2016a (taxonomy, *Fomitopsis s. l.*).

Rhodofomitopsis B.K. Cui, M.L. Han & Y.C. Dai 2016, Fomitopsidaceae, Polyporales, Agaricomycetes, asexual morph unknown, four species, type species *R. feei* (Fr.) B.K. Cui, M.L. Han & Y.C. Dai, poroid hymenophore, wood-rotting, brown rot, widespread, sequence data available, see Han et al. 2016a (new genus, new combinations, phylogeny, *Fomitopsis s. l*).

Rhodonia Niemelä 2005, *incertae sedis*, Polyporales, Agaricomycetes, asexual morph unknown, one species, type species *R. placenta* (Fr.) Niemelä, K.H. Larss. & Schigel, resupinate basidioma, poroid hymenophore, wood-rotting, brown rot, widespread (circumpolar in the boreal conifer zone), sequence data available, see Martinez et al. 2009 (genome, lignocellulose conversion), Justo et al. 2017 (phylogeny, Polyporales).

Rhodosporidiobolus Q.M. Wang, F.Y. Bai, M. Groenew. & Boekhout 2015, Sporidiobolaceae, Sporidiobolales, Microbotryomycetes, sexual and asexual morphs known, eleven species, type species *R. nylandii* (M. Takash. & Nakase) Q.M. Wang, F.Y. Bai, M. Groenew. & Boekhout, yeast, worldwide, cultures and sequence data available, see Wang et al. 2015e (taxonomy and phylogeny), Urbina and Aime 2018 (diversity), Masiulionis and Pagnocca 2017, Turchetti et al. 2018 (new spp.).

Rhodotorula F.C. Harrison 1927, Sporidiobolaceae, Sporidiobolales, Microbotryomycetes, sexual and asexual morphs known, 15 species, type species *R. glutinis* (Fresen.) F.C. Harrison, yeast, worldwide, see Kurtzman et al. 2011 (taxonomy), cultures and sequence data available, see Wang et al. 2015e (taxonomy and phylogeny), Urbina and Aime 2018 (diversity).

Rhodophana Kühner 1971, Entolomataceae, Agaricales, Agaricomycetes, asexual morph unknown, seven species, type species *R. nitellina* (Fr.) Papetti, worldwide, sequence data available, see Co-David et al. 2009 (phylogeny), Baroni and Matheny 2011 (phylogeny), Kluting et al. 2014 (phylogeny), Morgado et al. 2016b (phylogeny), new spp. see Consiglio and Contu 2008 (Italy, as *Rhodocybe*), Vizzini et al 2011b (Canary Islands, Spain, as *Clitopilus*), Raj et al. 2016 (India), Daniels et al. 2017 (Niger, Africa).

Rhodotus Maire 1926, Physalacriaceae, Agaricales, Agaricomycetes, asexual morph unknown, two species, type species *R. palmatus* (Bull.) Maire, Europe, North America, China, see Kirk et al. 2013 (genus accepted), sequence data available, see Moncalvo et al. 2002 (phylogeny), Binder et al. 2006 (phylogeny), new spp. see Tang et al. 2014 (China).

Rhopalogaster J.R. Johnst. 1902, Rhizopogonaceae, Boletales, Agaricomycetes, asexual morph unknown, one species, type species *R. transversarius* (Bosc) J.R. Johnst., USA, see Kirk et al. 2013 (genus accepted), sequence data available, see Hosaka et al. 2006 (phylogeny, gomphoid-phalloid fungi).

Rhynchogastrema B. Metzler & Oberw. 1989, Rhynchogastremaceae, Tremellales, Tremellomycetes, asexual and sexual morph known, nine species, type species *R. coronatum* B. Metzler & Oberw., yeast, filamentous, see Kirk et al. 2013 (genus accepted), cultures and sequence data available, see Liu et al. 2015b (taxonomy, phylogeny).

Rickenella Raithelh. 1973, Rickenellaceae, Hymenochaetales, Agaricomycetes, asexual morph unknown, c. ten species, type species *R. fibula* (Bull.) Raithelh., worldwide, see Antonín and Noordeloos 2004 (European taxa), Kirk et al. 2013 (genus accepted), sequence data available, see Pérez-Izquierdo et al. 2017 (phylogeny), new spp. see Latha et al. 2015a (India).

Rickiopora Westph., Tomšovský & Rajchenb. 2016, *incertae sedis*, Polyporales, Agaricomycetes, asexual morph unknown, one species, type species *R. latemarginata* (Rick) Westph., Tomšovský & Rajchenb., poroid hymenophore, wood-rotting, white rot, Neotropical, sequence data available, see Westphalen et al. 2016b (taxonomy, phylogeny, biology, type study).

Riessia Fresen. 1852, *incertae sedis*, *incertae sedis*, Agaricomycetes, five species, type species *R. semiophora* Fresen., worldwide, sequence data unavailable, see Kirk et al. 2013 (genus accepted).

Riessiella Jülich 1985, *incertae sedis*, *incertae sedis*, Agaricomycetes, two species, type species *R. clavata* Jülich, S. E. Asia, sequence data unavailable, see Kirk et al. 2013 (genus accepted).

Rigidoporus Murrill 1905, Meripilaceae, Polyporales, Agaricomycetes, asexual morph unknown, c. 30 species, type species *R. micromegas* (Mont.) Murrill [current name: *R. microporus* (Sw.) Overeem *fide* Wu et al. 2017a], poroid hymenophore, wood-rotting, white rot, widespread, see Kirk et al. 2013 (genus accepted), some species plant pathogens, see Farid et al. 2009 (plantations, Malaysia, *R. microporus*), some species medicinal use, see Dai et al. 2009b (medicinal mushrooms, China, *R. ulmarius* (Sowerby) Imazeki), sequence data available, see Wu et al. 2017a (phylogeny), new spp. see Læssøe and Ryvarden 2010a (morphology, Ecuador), Ryvarden and Iturriaga 2010 (morphology, Venezuela), Vampola and Vlasák 2012 (phylogeny, Central Europe), Yuan and Dai 2012 (morphology, China), Gomes-Silva et al. 2014 (morphology, Brazil, Neotropics), Ryvarden 2014 (morphology, tropical America), Wu et al. 2017a (new combinations, phylogeny,

morphology, China), Ryvarden 2018a (morphology, Zambia).

Rigidotubus J. Song, Y.C. Dai & B.K. Cui 2018, Cystostereaceae, Agaricales, Agaricomycetes, asexual morph unknown, one species, type species *R. tephroleucus* J. Song, Y.C. Dai & B.K. Cui, wood-rotting, white rot, China, sequence data available, see Song et al. 2018c (phylogeny, taxonomy).

Rimbachia Pat. 1891, *incertae sedis*, Agaricales, Agaricomycetes, asexual morph unknown, eleven species, type species *R. paradoxa* Pat., tropical, see Kirk et al. 2013 (genus accepted), sequence data available, see Moncalvo et al. 2002 (phylogeny), new spp. see Miettinen and Hernawati 2010 (Indonesia).

Riopa D.A. Reid 1969, Phanerochaetaceae, Polyporales, Agaricomycetes, asexual morph *Sporotrichum* Link 1809, three species, type species *R. davidii* D.A. Reid, resupinate basidioma, poroid hymenophore, wood-rotting, widespread, sequence data available, see Miettinen et al. 2016a (new sp., new combination, phylogeny, type study), Zmitrovich 2018a (taxonomy).

Ripartitella Singer 1947, *incertae sedis*, Agaricales, Agaricomycetes, asexual morph unknown, one species, type species *R. squamosidisca* (Murrill) Singer, tropical, see Kirk et al. 2013 (genus accepted), sequence data available, see Capelari and Asai 2009 (Brazil), Saar et al. 2009 (phylogeny), Baroni et al. 2014 (phylogeny).

Ripartites P. Karst. 1879, *incertae sedis*, Agaricales, Agaricomycetes, asexual morph unknown, five species, type species *R. tricholoma* (Alb. & Schwein.) P. Karst., worldwide, see Kirk et al. 2013 (genus accepted), Tolgor et al. 2013 (China), sequence data available, see Garnica et al. 2007 (agarics, phylogeny, basidiospore ultrastructure), Osmundson et al. 2013 (DNA barcode).

Ripexicium Hjortstam 1995, *incertae sedis*, Corticiales, Agaricomycetes, asexual morph unknown, one species, type species *R. spinuliferum* (Jülich) Hjortstam, wood-decaying, Solomon Islands, sequence data unavailable, see Kirk et al. 2013 (genus accepted).

Robbauera Boekhout, Begerow, Q.M. Wang & F.Y. Bai 2015, Robbaueraceae, Robbauerales, Exobasidiomycetes, one species, type species *R. albescens* (Gokhale) Boekhout, Begerow, Q.M. Wang & F.Y. Bai, known only from saprobic states, biocontrol agent for powery mildew, possibly mycoparasite, cultures available, sequence data available, see Begerow et al. 2000, 2014, Wang et al. 2015c (taxonomy, phylogeny).

Roestelia Rebent. 1804 (= *Cancellaria* Brongn. 1825, = *Centridium* Chevall. 1826), Pucciniaceae, Pucciniales, Pucciniomycetes, asexual genus, c. 15 species, type species *R. cancellata* Rebent., typically aecial state of *Gymnosporangium*, biotrophic mainly on Rosaceae (one species on Cupressaceae), terrestrial, north temperate areas including Asia, Europe, North America, sequence data unavailable, see Kirk et al. 2013 (genus accepted).

Rogersella Liberta & A.J. Navas 1978, Schizoporaceae, Hymenochaetales, Agaricomycetes, asexual morph unknown, one species, type species *R. asperula* Liberta & A.J. Navas, worldwide, see Kirk et al. 2013 (genus accepted), sequence data available, see Larsson et al. 2006 (phylogeny, hymenochaetoid clade).

Rogersiomyces J.L. Crane & Schokn. 1978, Hydnaceae, Cantharellales, Agaricomycetes, two species, type species *R. okefenokeensis*, USA, Asia, hypochnoid basidiomas over moistening plant debris, see Mel'nik et al. 2015 (as *Hyphobasidiofera*, Vietnam), sequence data available, see Psurtseva et al. 2016 (new species, phylogeny, life cycle).

Romagnesiella Contu, Matheny, P.-A. Moreau, Vizzini & A. de Haan 2014, Crassisporiaceae, Agaricales, Agaricomycetes, asexual morph unknown, two species, type species *R. clavus* (Romagn.) Contu, Matheny, P.-A. Moreau, Vizzini & A. de Haan, Northern hemisphere, basidioma naucorioid, on unburnt soil or sand among mosses and grasses, sequence data available, see Matheny et al. 2015 (taxonomy), Vizzini et al. 2019 (phylogeny and taxonomy).

Roridomyces Rexer 1994, Mycenaceae, Agaricales, Agaricomycetes, asexual morph unknown, nine species, type species *R. roridus* (Fr.) Rexer, some species luminescent (*R. pruinosoviscidus* (Corner) A.L.C. Chew & Desjardin), see Desjardin et al. 2008a (luminescent fungus), Kirk et al. 2013 (genus accepted), sequence data available, see Chew et al. 2015 (Malaysia, phylogeny, bioluminescent fungi), Kim et al. 2015 (Korea), new spp. see Hausknecht and Krisai-Greilhuber 2008 (Italy), Miersch et al. 2010 (new combination).

Roseofavolus T. Hatt. 2003, *incertae sedis*, Polyporales, Agaricomycetes, asexual morph unknown, one species, type species *R. eos* (Corner) T. Hatt., poroid hymenophore, wood-rotting, Southeast Asia, sequence data unavailable, see Kirk et al. 2008.

Roseograndinia Hjortstam & Ryvarden 2005, *incertae sedis*, Polyporales, Agaricomycetes, asexual morph unknown, one species, type species *R. rosea* (Henn.) Hjortstam & Ryvarden, wood-rotting, widespread, sequence data unavailable, see Kirk et al. 2008.

Rossbeevera T. Lebel, Orihara & N. Maek. 2012 [as 'Rosbeeva'], Boletaceae, Boletales, Agaricomycetes, asexual morph unknown, ten species, type species *R. pachydermis* (Zeller & C.W. Dodge) T. Lebel, sequestrate, ectomycorrhizal, Asia and Australasia, DNA sequence data available, new spp. see Lebel et al. 2012, Orihara et al. 2012a (China), Orihara et al. 2016b.

Royoungia Castellano, Trappe & Malajczuk 1992, Boletaceae, Boletales, Agaricomycetes, asexual morph unknown, six species, type species *R. boletoides*

Castellano, Trappe & Malajczuk, sequestrate or stipitate-pileate, Australia, China, Malaysia, see Kirk et al. 2013 (genus accepted), sequence data available, see Halling et al. 2012b (phylogeny), new spp. see Wu et al. 2016f (China).

Rubellofomes B.K. Cui, M.L. Han & Y.C. Dai 2016, Fomitopsidaceae, Polyporales, Agaricomycetes, asexual morph unknown, two species, type species *R. cystidiatus* (B.K. Cui & M.L. Han) B.K. Cui, M.L. Han & Y.C. Dai, poroid basidioma, wood-rotting, growing on angiosperm, brown rot, widespread, sequence data available, see Han et al. 2016a (taxonomy, phylogeny, *Fomitopsis s. l.*).

Rubroboletus Kuan Zhao & Zhu L. Yang 2014, Boletaceae, Boletales, Agaricomycetes, asexual morph unknown, 14 species, type species *R. sinicus* (W.F. Chiu) Kuan Zhao & Zhu L. Yang, stipitate-pileate, worldwide, some species edible (*R. esculentus* Kuan Zhao, Hui M. Shao & Zhu L. Yang), see Zhao et al. 2017 (new spp., China), sequence data available, see Zhao et al. 2014c (monograph), Janda et al. 2017 (morphology study, *R. legaliae*).

Rubroporus Log.-Leite, Ryvarden & Groposo 2002, Polyporaceae, Polyporales, Agaricomycetes, asexual morph unknown, one species, type species *R. carneoporis* Log.-Leite, Ryvarden & Groposo, stipitate or pileate basidioma, poroid hymenophore, wood-rotting (or on buried root), white rot, Belize, Brazil, sequence data unavailable, see Kirk et al. 2008.

Rugiboletus G. Wu & Zhu L. Yang 2015, Boletaceae, Boletales, Agaricomycetes, asexual morph unknown, two species, type species *R. extremiorientalis* (Lj.N. Vassiljeva) G. Wu & Zhu L. Yang, stipitate-pileate, China, Far East Russia, Korea, Japan, Nepal, Thailand, Central and South America, sequence data available, see Wu et al. 2014b, 2016e (phylogeny, morphology, Boletaceae).

Rugosomyces Raithelh. 1979, Lyophyllaceae, Agaricales, Agaricomycetes, asexual morph unknown, c. twelve species, type species *R. onychinus* Raithelh. [current name: *Lyophyllum onychinum* (Fr.) Kühner & Romagn. ex Contu], worldwide, sequence data available, see Bellanger et al. 2015 (phylogeny).

Rugosospora Heinem. 1973, Agaricaceae, Agaricales, Agaricomycetes, asexual morph unknown, two species, type species *R. ochraceobadia* (Beeli) Heinem., tropical, sequence data unavailable, see Kirk et al. 2013 (genus accepted).

Ruinenia Q.M. Wang, F.Y. Bai, M. Groenew. & Boekhout 2015, Ruineniaceae, Agaricostilbales, Agaricostilbomycetes, sexual morph unknown, five species, type species *R. rubra* (Nakase, Oakada & Sugiy.) Q.M. Wang, F.Y. Bai, M. Groenew. & Boekhout, yeast, worldwide, cultures and sequence data available, see Wang et al. 2015e (taxonomy, phylogeny).

Russula Pers. 1796, Russulaceae, Russulales, Agaricomycetes, asexual morph unknown, > 3000 species estimated, type species *R. emetica* (L.) Pers., seven subgenera, subg. *Archaea* Buyck & V. Hofst., subg. *Compactae* (Fr.) Bon, emend. Buyck & V. Hofst., subg. *Crassotunicata* Buyck & V. Hofst., subg. *Heterophyllidia* Romagnesi, subg. *Malodora* Buyck & V. Hofst., subg. *Brevipes* Buyck & V. Hofst., subg. *Russula* Buyck & V. Hofst., see Buyck et al. 2018b (taxonomy, phylogeny), > 50 sections,worldwide, ectomycorrhizal, often associated with myco-heterotroph plants (particularly orchids), commercially important edible species particularly in Asia, see Buyck 2008 (Madagascar), Geml et al. 2010, 2012b (boreal Alaska, phylogeny, Arctic, biogeography), Li et al. 2010a (China), other taxonomic studies see Adamčík and Buyck 2011a, b, 2012, 2014 (type specimens), Buyck and Adamčík 2011a, b, 2013a, b (type specimens), Kirk et al. 2013 (genus accepted), Li 2014 (morphology), Hongsanan et al. 2015 (three new subgenera), Kong et al. 2015 (ectomycorrhizal), Das et al. 2017d (three new sections and one new subsection), Elliott and Trappe 2018 (recombinations), Adamčík et al. 2013, 2018 (type specimens), Adamčík and Jančovičová 2012, 2013 (type specimens), Buyck et al. 2018a (systemics, multigene phylogeny, new subgenera, ectomycorrhizal anatomy), sequence data available, see Buyck et al. 2008 (multigene phylogeny), Li et al. 2010c (population genetics), Cao et al. 2013 (population genetics), Kleine et al. 2013 (population genetics), Park et al. 2013, 2014b (multigene phylogeny), Guo et al. 2014 (phylogeny), Shimono et al. 2014 (phylogeny), Wang et al. 2015b (population genetics), Looney et al. 2016 (multigene phylogeny), Bazzicalupo et al. 2017 (multigene phylogeny, barcode PNW), Caboň et al. 2017 (multigene phylogeny), Geml et al. 2017 (tropical rainforests, Borneo), Lee et al. 2017 (Korea, phylogeny, section *Foetentinae*), Li et al. 2019a (barcode selection), Vidal et al. 2019 (phylogeny), selected new species per continent, North America see Adamčík et al. 2010, 2015, 2016b, Arora and Nguyen 2014, Liu et al. 2015a, Hyde et al. 2017a; Asia see Kanad et al. 2010, 2013b, 2017d, Li et al. 2011a, 2012, 2013a, 2015a, d, 2016b, 2018a, b, 2019b, Dutta et al. 2015b, Hyde et al. 2016, Zhao et al. 2015g, Paloi et al. 2016, Sang et al. 2016, Jiang et al. 2018, Buyck et al. 2017, Jabeen et al. 2017, Zhang et al. 2017a, Lee et al 2017, Song et al. 2018e, Wang et al. 2019; Europe see Jurkeit et al. 2011, Pidlich-Aigner 2014, Adamčík et al. 2016b, Vauras et al. 2016, Melera et al. 2017, Trendel et al. 2018; South America see Cheype and Campo 2012, Miller et al. 2012; Africa see Buyck 2008, Douanla-Meli and Langer 2009c, Sanon et al. 2014, Wang et al. 2018e; Oceania see Kropp 2016, Buyck et al. 2017.

Ryvardenia Rajchenb. 1994, *incertae sedis*, Polyporales, Agaricomycetes, asexual morph unknown, two species,

type species *R. cretacea* (Lloyd) Rajchenb., poroid hymenophore, wood-rotting, brown rot, Southern Hemisphere (Argentina, Australia, Chile, New Zealand), see Kirk et al. 2013 (genus accepted), sequence data available, see Pildain and Rajchenberg 2013 (phylogeny, *Postia s. l.*, Argentina).

Saccosoma Spirin 2018, Phleogenaceae, Atractiellales, Atractiellomycetes, asexual morph unknown, nine species, type species *S. farinaceum* (Höhn.) Spirin & K. Põldmaa, presumably saprobic, on decaying wood and decaying herbaceous material, worldwide (Europe, North and South America, China, St. Helena), sequence data available, new spp. see Spirin et al. 2018c (taxonomy, phylogeny), Schoutteten et al. 2018 (taxonomy).

Tow new combinations proposed:

Saccosoma jozefii (Schoutteten & Verbeken) Schoutteten, ***comb. nov.***, MB 828708

Basionym: *Helicogloea jozefii* Schoutteten & Verbeken in Cryptogamie Mycologie 39 (3): 312 (2018).

Saccosoma graminicola (Bres.) Schoutteten, ***comb. nov.***, MB 828707

Basionym: *Saccoblastia graminicola* Bres. in Annales Mycologici 1 (2): 112 (1903), non *Exobasidium graminicolum* Bres. in Krieger, *Fung. Saxon. Exsicc.*, Pilze Sachsen's: no. 664 (1892)

Sagaranella V. Hofst., Clémençon, Moncalvo & Redhead 2014, Lyophyllaceae, Agaricales, Agaricomycetes, asexual morph unknown, four species, type species *S. tylicolor* (Fr.) V. Hofstetter, Clémençon, Moncalvo & Redhead, worldwide, basidioma mycenoid, sequence data available, see Hofstetter et al. 2014 (phylogeny, Lyophyllaceae).

Saitozyma X.Z. Liu, F.Y. Bai, M. Groenew. & Boekhout 2015, Trimorphomycetaceae, Tremellales, Tremellomycetes, sexual morph unknown, four species, type species *S. flava* (Golubev & J.P. Samp.) X.Z. Liu, F.Y. Bai, M. Groenew. & Boekhout, yeast, on soil, worldwide, cultures and sequence data available, see Liu et al. 2015b (taxonomy and phylogeny).

Sakaguchia Y. Yamada, K. Maeda & Mikata 1994, Sakaguchiaceae, Sakaguchiales, Cystobasidiomycetes, sexual and asexual morphs known, five species, type species *S. dacryoidea* (Fell, I.L. Hunter & Tallman) Y. Yamada, K. Maeda & Mikata, Antarctica, yeast, aquatic, marine, plant, see Kurtzman et al. 2011 (taxonomy), Kirk et al. 2013 (genus accepted), sequence data available, see Wang et al. 2015e (taxonomy, phylogeny).

Salmacisia D.R. Huff & A. Chandra 2008, Tilletiaceae, Tilletiales, Exobasidiomycetes, one species, type species *S. buchloeana* (Kellerm. & Swingle) D.R. Huff & Amb. Chandra, plant parasite (ovaries) on *Buchloë* (Poaceae), North America, cultures available, sequence data available, see Chandra and Huff 2008 (description), Begerow et al. 2014, Huff et al. 2017 (genome announcement).

Sampaiozyma Q.M. Wang, F.Y. Bai, M. Groenew. & Boekhout 2015, *incertae sedis*, *incertae sedis*, Microbotryomycetes, sexual morph unknown, two species, type species *S. ingeniosa* (Di Menna) Q.M. Wang, F.Y. Bai, M. Groenew. & Boekhout, yeast, worldwide, cultures and sequence data available, see Wang et al. 2015e (taxonomy, phylogeny).

Sanghuangporus Sheng H. Wu, L.W. Zhou & Y.C. Dai 2015, Hymenochaetaceae, Hymenochaetales, Agaricomycetes, asexual morph unknown, 13 species, type species *S. sanghuang* (Sheng H. Wu, T. Hatt. & Y.C. Dai) Sheng H. Wu, L.W. Zhou & Y.C. Dai, some species medicinal use (*S. sanghuang* (Sheng H. Wu, T. Hatt. & Y.C. Dai) Sheng H. Wu, L.W. Zhou & Y.C. Dai), see Lin et al. 2017 (anti-inflammatory activity), sequence data available see Zhou et al. 2016e (monograph), Raja et al. 2017 (DNA barcoding), new sp. see Ghobad-Nejhad 2015 (Iran), new combination see Tomšovský 2015.

Saprogaster Fogel & States 2001, *incertae sedis*, Phallales, Agaricomycetes, asexual morph unknown, one species, type species *S. pinyonensis* Fogel & States, terrestrial, America, sequence data unavailable, see Kirk et al. 2008.

Sarcodon Quél. ex P. Karst. 1881, Bankeraceae, Thelephorales, Agaricomycetes, asexual morph unknown, 49 species, type species *S. imbricatus* (L.) P. Karst, terrestrial, ectomycorrhizal, worldwide, see Kirk et al. 2013 (genus accepted), sequence data available, new spp. see Grupe et al. 2015, 2016 (Neotropics).

Sarcodontia Schulzer 1866, Meruliaceae, Polyporales, Agaricomycetes, asexual morph unknown, one species, type species *S. mali* Schulzer [current name: *S. crocea* (Schwein.) Kotl.], hydnoid hymenophore, wood-rotting, white rot, widespread, see Szczepkowski 2010 (distribution, decay ability), Kirk et al. 2013 (genus accepted), sequence data available, see Tomšovský et al. 2016 (phylogeny), Justo et al. 2017 (phylogeny, Polyporales), Zmitrovich 2018a (taxonomy).

Sarcomyxa P. Karst. 1891, Mycenaceae, Agaricales, Agaricomycetes, asexual morph unknown, two species, type species *S. serotina* (Pers.) P. Karst., worldwide, some species edible [*S. edulis* (Y.C. Dai, Niemelä & G.F. Qin) T. Saito, Tonouchi & T. Harada], sequence data available, see Saito et al. 2014 (phylogeny).

Sarcoporia P. Karst. 1894, *incertae sedis*, Polyporales, Agaricomycetes, asexual morph unknown, nine species, type species *S. polyspora* P. Karst, resupinate to effused-reflexed basidioma, poroid hymenophore, wood-rotting, brown rot, widespread, sequence data available, see Justo et al. 2017 (phylogeny, classification), new sp. see Vlasák et al. 2015 (phylogeny, USA, Costa Rica).

Scalarispora Buriticá & J.F. Hennen 1994, Phakopsoraceae, Pucciniales, Pucciniomycetes, one species, type species *S. hashiokae* (Hirats. f.) Buriticá & J.F. Hennen,

biotrophic on Vitaceae (*Ampelopsis*), terrestrial, China, sequence data unavailable, see Kirk et al. 2013 (genus accepted).

Sceptrulum K.H. Larss. 2014, Peniophoraceae, Russulales, Agaricomycetes, asexual morph unknown, one species, type species *S. inflatum* (Burt) K.H. Larss., wood-decaying, Europe, Jamaica, Seychelles, sequence data unavailable, see Gorjón 2012 (taxonomy), Larsson 2014 (taxonomy).

Schenella T. Macbr. 1911, Geastraceae, Geastrales, Agaricomycetes, asexual morph unknown, four species, type species *S. simplex* T. Macbr., wood-decaying, widespread, see Kirk et al. 2013 (genus accepted), sequence data available, see Estrada-Torres et al. 2005 (taxonomy).

Schildia Franchi & M. Marchetti 2015, *incertae sedis*, Cantharellales, Agaricomycetes, asexual morph unknown, one species, type species *S. sancti-luxurii* Franchi & M. Marchetti, Russia, sequence data available, see Franchi and Marchetti 2015 (taxonomy).

Schinzinia Fayod 1889, Agaricaceae, Agaricales, Agaricomycetes, asexual morph unknown, one species, type species *S. pustulosa* Fayod, East Africa, sequence data unavailable, see Kirk et al. 2013 (genus accepted).

Schizonella J. Schröt. 1877, Anthracoideaceae, Ustilaginales, Ustilaginomycetes, five species, type species *S. melanogramma* (DC.) J. Schröt., plant parasite (leaves) on *Carex* spp. and *Kobresia myosuroides* (Cyperaceae), North America, Asia, Europe, see Kirk et al. 2013 (genus accepted), cultures available, sequence data available, see Begerow et al. 2014, Wang et al. 2015c (taxonomy, phylogeny).

Schizophyllum Fr. 1815, Schizophyllaceae, Agaricales, Agaricomycetes, asexual morph unknown, six species, type species *S. commune* Fr., worldwide, wood-rot, see Kirk et al. 2013 (genus accepted), could be pathogenic for human, see Kumar and Min 2011 (compounds), Chowdhary et al. 2013 (pathogen), Saha et al. 2013 (pathogen), sequence data available, see Ohm et al. 2010 (genome).

Schizopora Velen. 1922, Schizoporaceae, Hymenochaetales, Agaricomycetes, asexual morph unknown, seven species, type species *S. laciniata* Velen. (current name: *Polyporus laciniatus* Velen., worldwide, white rot (*S. paradoxa*), see Kirk et al. 2013 (genus accepted), sequence data available, see Min et al. 2015 (Genome).

Schizostoma Ehrenb. ex Lév. 1846, Agaricaceae, Agaricales, Agaricomycetes, asexual morph unknown, one species, type species *S. laceratum* (Ehrenb. ex Fr.) Lév., secotioid, subtropical dry areas, sequence data unavailable, see Kirk et al. 2013 (genus accepted).

Schroeteriaster Magnus 1896 (= *Uromycodes* Clem. 1909), *incertae sedis*, Pucciniales, Pucciniomycetes, four species, type species *S. alpinus* Magnus, sequence data unavailable, see Kirk et al. 2013 (genus accepted).

Scleroderma Pers. 1801, Sclerodermataceae, Boletales, Agaricomycetes, asexual morph unknown, c. 46 species, type species *S. verrucosum* (Bull.) Pers., widespread, some species edible (*S. aurantiacum* (L.) Pers.), see Dai et al. 2010b (edible mushrooms, China), some medicinal use (*S. areolatum* Ehrenb), see Dai and Yang 2008 (medicinal mushrooms, China), Kirk et al. 2013 (genus accepted), Guzmán et al. 2013b (monograph, new records, Mexico), sequence data available, new spp. see Alfredo et al. 2012b (Amazon rainforest), Nouhra et al. 2012 (Argentina), Kumla et al. 2013 (Thailand), Zhang et al. 2013 (south China), Baseia et al. 2016 (Brazil), Crous et al. 2016a (Cape Verde Islands, Brazil).

Sclerogaster R. Hesse 1891, Sclerogastraceae, Geastrales, Agaricomycetes, asexual morph unknown, eleven species, type species *S. lanatus* R. Hesse, Europe, America, basidioma gasteroid, hypogeous, see Kirk et al. 2013 (genus accepted), sequence data available, see Hosaka et al. 2006, 2008 (phylogeny), Krakhmalnyi et al. 2014 (Israel), Alfredo et al. 2015 (*S. luteocarneus*), new spp. see Sulzbacher et al. 2016a (Brazil).

Sclerotrema Spirin & Malysheva 2017, Auriculariaceae, Auriculariales, Agaricomycetes, asexual morph unknown, one species, type species *S. griseobrunneum* (K. Wells & Raitv.) Spirin & Malysheva, wood-rotting, on dry branches and logs of deciduous trees, sequence data available, see Malysheva and Spirin 2017 (taxonomy, phylogeny, stereoid basidiocarps, Auriculariales).

Scopulodontia Hjortstam 1998, *incertae sedis*, Russulales, Agaricomycetes, asexual morph unknown, three species, type species *S. loricata* Hjortstam & P. Roberts, wood-decaying, Europe, sequence data unavailable, see Kirk et al. 2013 (genus accepted).

Scopuloides (Massee) Höhn. & Litsch. 1908, Meruliaceae, Polyporales, Agaricomycetes, asexual morph unknown, five species, type species *S. hydnoides* (Cooke & Massee) Hjortstam & Ryvarden, resupinate basidioma, odontioid hymenophore, wood-rotting, widespread, see Kirk et al. 2013 (genus accepted), sequence data available, see Larsson 2007a (phylogeny, classification), Wu et al. 2010a (phylogeny), Kuuskeri et al. 2015 (phylogeny, molecular systematics, *Phlebia*).

Scotoderma Jülich 1974, Stereaceae, Russulales, Agaricomycetes, asexual morph unknown, one species, type species *S. viride* (Sacc.) Jülich, wood decaying, Europe, sequence data unavailable, see Kirk et al. 2013 (genus accepted).

Scotomyces Jülich 1978, Ceratobasidiaceae, Cantharellales, Agaricomycetes, asexual morph unknown, one species, type species *S. fallax* (G. Cunn.) Jülich, saprobes, wood-decaying, widespread but rare see Güngör et al. 2013 (new record in Turkey), Ambrosia 2014 (Italy), genus in

need of modern interpretation, sequence data unavailable, see Kirk et al. 2013 (genus accepted).

Scutelliformis Salazar-Yepes, Pardo-Card. & Buriticá, 2007, Phragmidiaceae, Pucciniales, Pucciniomycetes, one species, type species *S. bicornus* Salazar-Yepes, Pardo-Card. & Buriticá, anamorph of *Gerwasia*, biotrophic on Rosaceae (*Rubus*), terrestrial, South America (Ecuador), sequence data unavailable, see Kirk et al. 2008.

Scutiger Paulet 1808, Albatrellaceae, Russulales, Agaricomycetes, asexual morph unknown, ten species, type species *S. tuberosus* Paulet, on soil, worldwide, sequence data unavailable, see Kirk et al. 2013 (genus accepted).

Scytinopogon Singer 1945, Hydnodontaceae, Trechisporales, Agaricomycetes, asexual morph unknown, five species, type species *S. pallescens* (Bres.) Singer, Europe, Africa, India, see Kirk et al. 2013 (genus accepted), see Acharya 2012 (India), sequence data available, see Larsson et al. 2011 (phylogeny), new sp. see Desjardin and Perry 2015 (Africa).

Scytinostroma Donk 1956, Peniophoraceae, Russulales, Agaricomycetes, asexual morph unknown, 35 species, type species *S. portentosum* (Berk. & M. A. Curtis) Donk, wood-decaying, see Kirk et al. 2013 (genus accepted), sequence data available, see Larsson and Larsson 2003 (phylogeny).

Scytinostromella Parmasto 1968, *incertae sedis*, Russulales, Agaricomycetes, asexual morph unknown, six species, type species *S. heterogenea* (Bourdot & Galzin) Parmasto, worldwide, wood-decaying, see Kirk et al. 2013 (genus accepted), sequence data available, see Larsson and Larsson 2003 (phylogeny), Zmitrovich 2018a.

Sebacina Tul. & C. Tul. 1871, Sebacinaceae, Sebacinales, Agaricomycetes, asexual morph *Opadorhiza* T.F. Andersen & R.T. Moore 1996, 17 species, type species *S. incrustans* (Pers.) Tul. & C. Tul., mycorrhizal, worldwide, see Kirk et al. 2013 (genus accepted), sequence data available, see Oberwinkler et al. 2013b (Sebacinales, phylogeny), Riess et al. 2013 (speciation, *S. epigaea*, *S. incrustans*), Kühdorf et al. 2014 (mycorrhizal), Ruibal et al. 2014 (phylogenetic markers, Australian orchids), Tedersoo et al. 2014 (phylogeny, biogeography), new spp. see Roberts 2008a (Belize), Oberwinkler et al. 2014, Moyersoen and Weiß 2014 (Southern Venezuela), Wartchow et al. 2015b (Brazil).

Sebipora Miettinen 2012, Gelatoporiaceae, Polyporales, Agaricomycetes, asexual morph unknown, one species, type species *S. aquosa* Miettinen, poroid hymenophore, wood-rotting, white rot, tropical Asia, sequence data available, see Miettinen and Rajchenberg 2012 (taxonomy, phylogeny, Indonesia).

Secotium Kunze 1840, *incertae sedis*, Agaricales, Agaricomycetes, asexual morph unknown, c. ten species, type species *S. gueinzii* Kunze, worldwide, sequence data unavailable, see Kirk et al. 2013 (genus accepted).

Sedecula Zeller 1941, Coniophoraceae, Boletales, Agaricomycetes, asexual morph unknown, one species, type species *S. pulvinata* Zeller, USA, see Kirk et al. 2013 (genus accepted), sequence data available, see Trappe et al. 2015 (phylogeny).

Semiomphalina Redhead 1984, Hygrophoraceae, Agaricales, Agaricomycetes, asexual morph unknown, one species, type species *S. leptoglossoides* (Corner) Redhead, Papua New Guinea, sequence data unavailable, see Kirk et al. 2013 (genus accepted).

Septobasidium Pat. 1892, Septobasidiaceae, Septobasidiales, Pucciniomycetes, c. 200 species, type species *S. velutinum* Pat., worldwide, some species pathogenic, see Choi et al. 2016a (felt disease of *Schisandra chinensis*), sequence data available, see Henk and Vilgalys 2007 (phylogeny), new spp. and new record see Lu and Guo 2009, 2010a, b (China), Lu et al. 2010 (China), Chen and Guo 2011a, b (China), Lu and Guo 2011 (China), Li and Guo 2013, 2014 (China), Li et al. 2013c (China).

Serendipita P. Roberts 1993, Serendipitaceae, Sebacinales, Agaricomycetes, asexual morph unknown, eleven species, type species *S. vermifera* (Oberw.) P. Roberts, endophyte, widespread, see Kirk et al. 2013 (genus accepted), sequence data available, see Zuccaro et al. 2011 (endophytic life strategies, genome and transcriptome analyses, as *Piriformospora*), Oberwinkler et al. 2014 (phylogeny), Weiß et al. 2016 (description of Family Serendipitaceae, phylogeny, ecology), new spp. see new spp. see Basiewicz et al. 2012 (Australia, as *Piriformospora*), Riess et al. 2014 (phylogenetic diversity and community structure, Europe, North America).

Serpula (Pers.) Gray 1821, Serpulaceae, Boletales, Agaricomycetes, asexual morph unknown, c. eleven species, type species *S. destruens* (Pers.) Gray, saprotrophic, see Skrede et al. 2013, widespread, some species medicinal use (*S. lacrimans* (Wulfen: Fr.) P. Karst.), see Dai and Yang 2008 (medicinal mushrooms, China), some species the agent of dry rot timber decay in buildings, see Watkinson and Eastwood 2012 (*S. lacrymans* (Wulfen) J. Schröt.), Kirk et al. 2013 (genus accepted), sequence data available, see Kauserud et al. 2007 (*S. lacrymans* (Wulfen) J. Schröt., evolution), Engh 2010 (*S. lacrymans*, evolution), Carlsen et al. 2011 (*S. himantioides* species complex), Binder et al. 2013 (phylogeny), Balasundaram et al. 2015 (DNA markers).

Serpulomyces (Zmitr.) Zmitr. 2002, Amylocorticiaceae, Amylocorticiales, Agaricomycetes, asexual morph unknown, one species, type species *S. borealis* (Romell) Zmitr. [current name: *Ceraceomyces borealis* (Romell) J. Erikss. & Ryvarden], sequence data available, see Binder et al. 2013 (phylogeny).

Seticyphella Agerer 1983, Cyphellaceae, Agaricales, Agaricomycetes, asexual morph unknown, three species, type species *S. tenuispora* Agerer, Europe, sequence data unavailable, see Kirk et al. 2013 (genus accepted).

Setigeroclavula R.H. Petersen 1988, Clavariaceae, Agaricales, Agaricomycetes, asexual morph unknown, one species, type species *S. ascendens* R.H. Petersen, New Zealand, sequence data unavailable, see Kirk et al. 2013 (genus accepted).

Setogyroporus Heinem. & Rammeloo 1982, Boletaceae, Boletales, Agaricomycetes, asexual morph unknown, one species, type species *S. verus* Heinem. & Rammeloo, stipitate-pileate, presumably ectomycorrhizal, tropical Africa, sequence data unavailable, see Kirk et al. 2013 (genus accepted).

Shivasia Vánky, M. Lutz & Piątek 2012, Ustilaginaceae, Ustilaginales, Ustilaginomycetes, one species, type species *S. solida* (Berk.) Vánky, M. Lutz & Piątek, plant parasite (flowers) on *Schoenus* (Cyperaceae), Australasia, cultures unavailable, sequence data available, see Lutz et al. 2012, Begerow et al. 2014, Nasr et al. 2014a (taxonomy, phylogeny).

Sidera Miettinen & K.H. Larss. 2011, *incertae sedis*, Hymenochaetales, Agaricomycetes, asexual morph unknown, six species, type species *S. lenis* (P. Karst.) Miettinen, sequence data available, see Miettinen and Larsson 2011 (taxonomy).

Sigmogloea Bandoni & J.C. Krug 2000, *incertae sedis*, Tremellales, Tremellomycetes, asexual morph unknown, one species, type species *S. tremelloidea* Bandoni & J.C. Krug, wood-decaying, North America, sequence data unavailable, see Kirk et al. 2008.

Simocybe P. Karst. 1879, Crepidotaceae, Agaricales, Agaricomycetes, asexual morph unknown, 26 species, type species *S. centunculus* (Fr.) P. Karst., worldwide, see Kirk et al. 2013 (genus accepted), sequence data available, see Matheny et al. 2006 (phylogeny), Garnica et al. 2007 (agarics, phylogeny, basidiospore ultrastructure), Horak 2018 (monograph, New Zealand, new sp.), new spp. see Bandala et al. 2008b (Spain), Horak and Ronikier 2011 (Europe).

Singerina Sathe & S.D. Deshp. 1981, Agaricaceae, Agaricales, Agaricomycetes, asexual morph unknown, one species, type species *S. indica* Sathe & S.D. Deshp., India, sequence data unavailable, see Kirk et al. 2013 (genus accepted).

Singerocomus T.W. Henkel & M.E. Sm. 2016, Boletaceae, Boletales, Agaricomycetes, asexual morph unknown, two species, type species *S. inundabilis* (Singer) T.W. Henkel, stipitate-pileate, ectomycorrhizal, South America, sequence data available, see Henkel et al. 2016 (phylogeny, taxonomy), new sp. Magnago et al. 2018 (Brazil).

Singerocybe Harmaja 1988, *incertae sedis*, Agaricales, Agaricomycetes, asexual morph unknown, seven species, type species *S. viscida* Harmaja, Europe, North America, Asia, sequence data available, see Qin et al. 2014b (taxonomy).

Singeromyces M.M. Moser 1966, Boletaceae, Boletales, Agaricomycetes, asexual morph unknown, one species, type species *S. ferrugineus* M.M. Moser, morchelliform, presumably ectomycorrhizal with *Nothofagus*, South America, sequence data unavailable, see Kirk et al. 2013 (genus accepted).

Sinohygrocybe C.Q. Wang, Ming Zhang & T.H. Li 2018, Hygrophoraceae, Agaricales, Agaricomycetes, asexual morph unknown, one species, type species *S. tomentosipes* C.Q. Wang, Ming Zhang & T.H. Li, East Asia, sequence data available, see Wang et al. 2018a (taxonomy).

Sirobasidium Lagerh. & Pat. 1892, *incertae sedis*, Tremellales, Tremellomycetes, sexual and asexual morphs unknown, eight species, type species *S. sanguineum* Lagerh. & Pat., wood decaying, worldwide, see Kurtzman et al. 2011 (taxonomy), Kirk et al. 2013 (genus accepted), cultures and sequence data available, see Millanes et al. 2011 (phylogeny), Liu et al. 2015b (taxonomy, phylogeny).

Sirotrema Bandoni 1986, *incertae sedis*, Tremellales, Tremellomycetes, asexual morph unknown, three species, type species *S. pusilla* Bandoni, on fungal ascocarps, wood-decaying, worldwide, see Kirk et al. 2013 (genus accepted), cultures and sequence data available see Kachalkin et al. 2019 (taxonomy).

Sistotrema Fr. 1821, Hydnaceae, Cantharellales, Agaricomycetes, asexual morph *Burgoa* Goid. 1937, *Ingoldiella* D.E. Shaw 1972, c. 55 species, type species *S. confluens* Pers., saprotrophic, ectomycorrhizal, see Di Marino et al. 2008, Münzenberger et al. 2012, worldwide, see Kirk et al. 2013 (genus accepted), *S. brinkmannii* was consistently isolated from bareroot nursery *Pinus banksiana* Lamb seedlings (however nature of association remains unclear), see Potvin et al. 2012 (association with host), sequence data available, see Moncalvo et al. 2006 (phylogeny), Larsson 2007b (phylogeny), new spp. see Kotiranta and Larsson 2013 (Finland), Zhou and Qin 2013a (China), Crous et al. 2014b (Netherlands), Gruhn et al. 2017a (Martinique), Kaur et al. 2019 (India).

Sistotremastrum J. Erikss. 1958, Hydnodontaceae, Trechisporales, Agaricomycetes, asexual morph unknown, six species, type species *S. suecicum* Litsch. ex J. Erikss., wood-decaying, Europe, see Kirk et al. 2013 (genus accepted), sequence data available, new spp. see Telleria et al. 2013b, 2014 (Macaronesian islands, Chile).

Sistotremella Hjortstam 1984, Hydnaceae, Cantharellales, Agaricomycetes, asexual morph unknown, three species, type species *S. perpusilla* Hjortstam, wood-decaying,

Europe, sequence data unavailable, see Kirk et al. 2013 (genus accepted).

Skeletocutis Kotl. & Pouzar 1958, Incrustoporiaceae, Polyporales, Agaricomycetes, asexual morph unknown, c. 40 species, type species *S. amorpha* (Fr.) Kotl. & Pouzar, generic limits is not settled, see Justo et al. 2017, poroid hymenophore, wood-rotting, white rot, widespread, see Kirk et al. 2013 (genus accepted), sequence data available, see Miettinen and Larsson 2011 (phylogeny), new spp. see Cui and Dai 2008 (morphology, China), Li et al. 2008 (morphology, China), Ryvarden 2009 (morphology, USA), Dai 2012a (morphology, China), Vlasák et al. 2012 (phylogeny, USA), Zhou and Qin 2012b (morphology, China), Cui 2013b (morphology, China), Bian et al. 2016b (phylogeny, China), Fan et al. 2017 (phylogeny, China), Korhonen et al. 2018 (*S. nivea* species complex), Miettinen and Niemelä 2018 (temperate), Ryvarden 2018a (morphology, Uganda, Zambia).

Skeletohydnum Jülich 1979, *incertae sedis*, Polyporales, Agaricomycetes, asexual morph unknown, one species, type species *S. nikau* (G. Cunn.) Jülich, resupinate basidioma, hydnoid hymenophore, wood-rotting, New Zealand, sequence data unavailable, see Kirk et al. 2013 (genus accepted), Nakasone et al. 2013 (morphology).

Skepperia Berk. 1857, Thelephoraceae, Thelephorales, Agaricomycetes, asexual morph unknown, five species, type species *S. convoluta* Berk., wood-decaying, Europe, sequence data unavailable, see Kirk et al. 2013 (genus accepted).

Skepperiella Pilát 1927, *incertae sedis*, Agaricales, Agaricomycetes, asexual morph unknown, four species, type species *S. spathularia* (Berk. & M.A. Curtis) Pilát, on wood, worldwide, sequence data unavailable, see Kirk et al. 2013 (genus accepted).

Skierka Racib. 1900 (= *Ctenoderma* Syd. & P. Syd. 1919), Pileolariaceae, Pucciniales, Pucciniomycetes, 13 species, type species *S. canarii* Racib., biotrophic on Burseraceae, Euphorbiaceae, Sapindaceae, Vitaceae, terrestrial, circumglobal in tropics, sequence data unavailable, see Kirk et al. 2013 (genus accepted), new spp. see Gautam and Avasthi 2017 (India).

Skvortzovia Bononi & Hjortstam 1987, *incertae sedis*, Hymenochaetales, Agaricomycetes, asexual morph unknown, one species, type species *S. furfurella* (Bres.) Bononi & Hjortstam, South America, see Kirk et al. 2013 (genus accepted), sequence data avaialble, see Miettinen and Larsson 2011 (phylogeny).

Slooffia Q.M. Wang, F.Y. Bai, M. Groenew. & Boekhout 2015, *incertae sedis*, *incertae sedis*, Microbotryomycetes, sexual morph unknown, four species, type species *S. tsugae* (Phaff & Carmo Souza) Q.M. Wang, F.Y. Bai, M. Groenew. & Boekhout, yeast, worldwide, cultures and sequence data available, see Wang et al. 2015e (taxonomy, phylogeny), new sp. see Yurkov et al. 2016.

Smithiogaster J.E. Wright 1975, Agaricaceae, Agaricales, Agaricomycetes, asexual morph unknown, one species, type species *S. volvoagaricus* J.E. Wright, secotioid, Argentina, sequence data unavailable, see Kirk et al. 2013 (genus accepted).

Smithiomyces Singer 1944, Agaricaceae, Agaricales, Agaricomycetes, asexual morph unknown, three species, type species *S. mexicanus* (Murrill) Singer, America, green houses in tropical plants/soil Dominican Republic, see Kirk et al. 2013 (genus accepted), sequence data available, see Baroni et al. 2014 (phylogeny), new sp. see Justo et al. 2015a (Dominican Republic).

Solicoccozyma X.Z. Liu, F.Y. Bai, M. Groenew. & Boekhout 2015, Piskurozymaceae, Filobasidiales, Tremellomycetes, sexual morph unknown, seven species, type species *S. aeria* (Saito) X.Z. Liu, F.Y. Bai, M. Groenew. & Boekhout, yeast, isolated from soil, cultures and sequence data avalaible, cultures are available, see Liu et al. 2015b (phylogeny), Yurkov et al. 2016, Yurkov and Kurtzman 2019 (new spp.).

Solioccasus Trappe, Osmundson, Manfr. Binder, Castellano & Halling 2013, Boletaceae, Boletales, Agaricomycetes, asexual morph unknown, one species, type species *S. polychromus* Trappe, Osmundson, Manfr. Binder, Castellano & Halling, sequestrate, presumably ectomycorrhizal, Australia and Papua New Guinea, sequence data available, see Trappe et al. 2013 (phylogeny, taxonomy).

Sorataea Syd. 1930 (= *Allopuccinia* H.S. Jacks. 1931), Uropyxidaceae, Pucciniales, Pucciniomycetes, eight species, type species *S. amiciae* Syd., biotrophic on Fabaceae, terrestrial, Africa (Ivory Coast), South America (Bolivia, Venezuela), Asia (Indonesia, Philippines), sequence data unavailable, see Kirk et al. 2013 (genus accepted), Ono 2015b (new combination).

Sparassiella Schwarzman 1964, *incertae sedis*, Polyporales, Agaricomycetes, asexual morph unknown, one species, type species *S. longistipitata* Schwarzman, wood-rotting, Kazakhstan, sequence data unavailable, see Kirk et al. 2013 (genus accepted).

Sparassis Fr. 1819, Sparassidaceae, Polyporales, Agaricomycetes, asexual morph unknown, seven species, type species *S. crispa* (Wulfen) Fr., composed basidioma, wood-rotting (on roots), brown rot, widespread, some species medicinal use (*S. latifolia* Y.C. Dai & Zheng Wang), some species edible (*S. crispa*), see Dai and Yang 2008 (medicinal mushrooms, China), Dai et al. 2010b (edible mushrooms, China), Kirk et al. 2013 (genus accepted), sequence data available, see Ryoo et al. 2013 (phylogeny), new spp. see Zhao et al. 2013c (phylogeny, China), Hughes et al. 2014a (phylogeny, USA).

Sparsitubus L.W. Hsu & J.D. Zhao 1980, Polyporaceae, Polyporales, Agaricomycetes, asexual morph unknown, one species, type species *S. nelumbiformis* L.W. Hsu & J.D. Zhao, cyphelloid basdiome, wood-rotting, East Asia, see Kirk et al. 2013 (genus accepted), Zmitrovich 2018a (taxonomy), sequence data available, see Dai et al. 2007 (phylogeny, morphology).

Spathulina Pat. 1900, *incertae sedis*, Polyporales, Agaricomycetes, asexual morph unknown, one species, type species *S. lamellosa* (Pat.) Pat, South America, sequence data unavailable, see Kirk et al. 2008.

Spencerozyma Q.M. Wang, F.Y. Bai, M. Groenew. & Boekhout 2015, *incertae sedis*, *incertae sedis*, Microbotryomycetes, sexual morph unknown, one species, type species *S. crocea* (Shifrine & Phaff) Q.M. Wang, F.Y. Bai, M. Groenew. & Boekhout, insect, USA, cultures and sequence data available, see Wang et al. 2015e (taxonomy, phylogeny).

Sphacelotheca de Bary 1884, Microbotryaceae, Microbotryales, Microbotryomycetes, c. 50 species, type species *S. hydropiperis* (Schumach.) de Bary, worldwide, pathogenic, sequence data available, see Wang et al. 2015e (phylogeny, taxonomy).

Sphaerobasidioscypha Agerer 1983, Cyphellaceae, Agaricales, Agaricomycetes, asexual morph unknown, two species, type species *S. citrispora* Agerer (current name: *Flagelloscypha austrofilicis* J.A. Cooper), New Zealand, sequence data unavailable, see Kirk et al. 2013 (genus accepted).

Sphaerobasidium Oberw. 1965, Hydnodontaceae, Trechisporales, Agaricomycetes, asexual morph unknown, three species, type species *S. minutum* (J. Erikss.) Oberw. ex Jülich, wood decaying, Europe, see Kirk et al. 2013 (genus accepted), sequence data available, see Larsson et al. 2006 (phylogeny).

Sphaerobolus Tode 1790, Geastraceae, Geastrales, Agaricomycetes, asexual morph unknown, three species, type species *S. stellatus* Tode, on wood or coprophilous, worldwide, see Kirk et al. 2013 (genus accepted), sequence data available, see Geml et al. 2005 (molecular systematic), Kohler et al. 2015 (genome, evolution).

Sphaerophragmium Magnus 1891, Sphaerophragmiaceae, Pucciniales, Pucciniomycetes, 24 species, type species *S. acaciae* (Cooke) Magnus, biotrophic on Annonaceae, Fabaceae, terrestrial, circumglobal in tropics, species on Annonaceae restricted to Africa and New Guinea, see Beenken and Berndt 2010 (new species, species on Annonaceae), Kirk et al. 2013 (genus accepted), sequence data available, see McTaggart et al. 2015 (phylogeny, Australia).

Sphagnurus Redhead & V. Hofst. 2014, Lyophyllaceae, Agaricales, Agaricomycetes, asexual morph unknown, one species, type species *S. paluster* (Peck) Redhead & V. Hofstetter, sequence data available, see Redhead and Hofst 2014 (taxonomy), Bellanger et al. 2015 (phylogeny, accepted as a monophyletic genus in Lyophyllaceae).

Sphenorchidium Beenken 2015, *incertae sedis*, Pucciniales, Pucciniomycetes, two species, type species *S. xylopiae* (J.M. Yen & Sulmont) Beenken, asexual morph aecidium-like, biotrophic on Annonaceae, terrestrial, Gabon, Ivory Coast, Sierra Leone, sequence data available, see Beenken and Wood 2015 (taxonomy, phylogeny).

Sphenospora Dietel 1892, Raveneliaceae, Pucciniales, Pucciniomycetes, six species, type species *S. pallida* (G. Winter) Dietel, biotrophic on Annonaceae, Dioscoreaceae, Orchidaceae, Smilacaceae, terrestrial, Africa (Gabon), tropical America (Brazil, Florida, USA, Guatemala, Peru, Venezuela), see Kirk et al. 2013 (genus accepted), sequence data available, see Aime 2006 (phylogeny), Beenken and Wood 2015 (phylogeny).

Spiculogloea P. Roberts 1996, Spiculogloeaceae, Spiculogloeales, Spiculogloeomycetes, sexual and asexual morph known, five species, type species *S. occulta* P. Roberts, mycoparasitic (tremelloid haustorial cells) on crust fungi and heterobasidiomycetes, distribution Europe, Canada? see Bandoni et al. 2002, sequence data available, see Aime et al. 2006 (phylogeny), Bauer et al. 2006 (phylogeny), Aime et al. 2014 (phylogeny), Wang et al. 2015e (phylogeny), new spp. see Schoutteten et al. 2018 (Belgium).

Spongiforma Desjardin, Manfr. Binder, Roekring & Flegel 2009, Boletaceae, Boletales, Agaricomycetes, asexual morph unknown, two species, type species *S. thailandica* Desjardin, Manfr. Binder, Roekring & Flegel, morchelliform astipitate, presumably ectomycorrhizal, tropical Asia, sequence data available, see Desjardin et al. 2009, 2011 (taxonomy, new spp., Malaysia).

Spongioides Lázaro Ibiza 1916, *incertae sedis*, Polyporales, Agaricomycetes, asexual morph unknown, one species, type species *S. cryptarum* (Bull.) Lázaro Ibiza, Europe (France), sequence data unavailable, see Kirk et al. 2008.

Spongipellis Pat. 1887, *incertae sedis*, Polyporales, Agaricomycetes, asexual morph unknown, eight species (needs revision since genus shown to be polyphyletic), type species *S. spumeus* (Sowerby) Pat., poroid hymenophore, wood-rotting, white rot, widespread, see Kirk et al. 2013 (genus accepted), sequence data available, see Tomšovský 2012 (phylogeny, Europe, *S. litschaueri*).

Spongiporus Murrill 1905, Dacryobolaceae, Polyporales, Agaricomycetes, asexual morph unknown, seven species, type species *S. leucospongia* (Cooke & Harkn.) Murrill, poroid hymenophore, wood-rotting, brown rot, widespread, sequence data available, see Ortiz-Santana et al. 2013 (phylogeny, antrodia clade).

Spongispora G. Wu, S.M.L. Lee, E. Horak & Zhu L. Yang 2018, Boletaceae, Boletales, Agaricomycetes, asexual

morph unknown, one species, type species *S. temasekensis* G. Wu, S.M.L. Lee, E. Horak & Zhu L. Yang, stipitate-pileate, presumably ectomycorrhizal, Singapore, sequence data available, see Wu et al. 2018a (taxonomy and phylogeny).

Sporisorium Ehrenb. ex Link 1825, Ustilaginaceae, Ustilaginales, Ustilaginomycetes, 195 species, type species *S. sorghi* Ehrenb. ex Link, plant parasites (flowers) on Poaceae, systemic, widespread, saprobic yeast states on plants, the genus is not monophyletic, cultures available, see Kirk et al. 2013 (genus accepted), sequence data available, see Begerow et al. 2000, 2014, McTaggart et al. 2012a, b, c, Wang et al. 2015c (phylogeny).

Sporobolomyces Kluyver & C.B. Niel 1924 (= *Blastoderma* B. Fisch. & Breback 1894; = *Aessosporon* Van der Walt 1970; = *Sporidiobolus* Nyland 1950, see Aime et al. 2018b), Sporidiobolaceae, Sporidiobolales, Microbotryomycetes, sexual and asexual morphs known, eleven species, type species *S. roseus* Kluyver & C.B. Niel, yeast, worldwide, see Kurtzman et al. 2011 (taxonomy), cultures and sequence data available, see Wang et al. 2015e (taxonomy and phylogeny), Urbina and Aime 2018 (diversity).

Spumula Mains 1935, Raveneliaceae, Pucciniales, Pucciniomycetes, seven species, type species *S. quadrifida* Mains, biotrophic on Fabaceae, terrestrial, Mexico, Philippines, sequence data unavailable, see Kirk et al. 2013 (genus accepted).

Squamanita Imbach 1946, *incertae sedis*, Agaricales, Agaricomycetes, asexual morph unknown, ten species, type species *S. schreieri* Imbach, worldwide, parasitic, see Kirk et al. 2013 (genus accepted), sequence data available, see Redhead et al. 1994, Vizzini and Girlanda 1997, Matheny and Griffith 2010 (mycoparasitism), Halama 2016 (Poland).

Stagnicola Redhead & A.H. Sm. 1986, Mythicomycetaceae, Agaricales, Agaricomycetes, asexual morph unknown, one species, type species *S. perplexa* (P.D. Orton) Redhead & A.H. Sm., North temperate, see Kirk et al. 2013 (genus accepted), sequence data available, see Moncalvo et al. 2002 (phylogeny), Vizzini et al. 2019 (phylogeny).

Staheliomyces E. Fisch. 1921, Phallaceae, Phallales, Agaricomycetes, asexual morph unknown, one species, type species *S. cinctus* E. Fisch, saprobic, terrestrial, America, sequence data unavailable, see Kirk et al. 2013 (genus accepted).

Stalpersia Parmasto 2001, Auriscalpiaceae, Russulales, Agaricomycetes, asexual morph unknown, one species, type species *S. orientalis* Parmasto, Europe, wood-decaying, sequence data unavailable, see Kirk et al. 2008.

Stanglomyces Raithelh. 1986, *incertae sedis*, Agaricales, Agaricomycetes, asexual morph unknown, one species, type species *S. taxophilus* Raithelh., South America, sequence data unavailable, see Kirk et al. 2013 (genus accepted).

Staurophallus Mont. 1845, Phallaceae, Phallales, Agaricomycetes, asexual morph unknown, one species, type species *S. senegalensis* Mont., terrestrial, Africa, sequence data unavailable, see Kirk et al. 2008.

Steccherícium D.A. Reid 1963, Bondarzewiaceae, Russulales, Agaricomycetes, asexual morph unknown, seven species, type species *S. seriatum* (Lloyd) Maas Geest., worldwide, wood-decaying, sequence data unavailable, see Yuan and Dai 2008a (new record, China), Kirk et al. 2013 (genus accepted), Zmitrovich 2018a.

Steccherinum Gray 1821, Steccherinaceae, Polyporales, Agaricomycetes, asexual morph unknown, c. 40 species, type species *S. ochraceum* (Pers.) Gray, varied basidioma, hydnoid hymenophore, wood-rotting, widespread, see Kirk et al. 2013 (genus accepted), Zmitrovich 2018a (taxonomy), sequence data available, see Miettinen et al. 2012 (phylogeny, morphological plasticity), Binder et al. 2013 (phylogeny, Polyporales), new spp. see Yuan and Wu 2012 (morphology, China, East Asia), Hyde et al. 2017b (phylogeny, Brazil), Westphalen et al. 2018 (Europe), new combinations see Miettinen and Ryvarden 2016 (phylogeny, morphology).

Stegiacantha Maas Geest. 1966, *incertae sedis*, Polyporales, Agaricomycetes, asexual morph unknown, one species, type species *S. petaloides* (Lloyd) Maas Geest, hydnoid hymenophore, wood-rotting, Madagascar, sequence data unavailable, see Kirk et al. 2013 (genus accepted).

Stegocintractia M. Piepenbr., Begerow & Oberw. 1999, Anthracoideaceae, Ustilaginales, Ustilaginomycetes, six species, type species *S. luzulae* (Sacc.) M. Piepenbr., Begerow & Oberw., plant parasite (pedunculi, spikelet) on Juncaceae, North America, possibly South America, Asia, Europe, Greenland, see Kirk et al. 2013 (genus accepted), cultures unavailable, sequence data available, see Begerow et al. 2014, Nasr et al. 2014a, Wang et al. 2015c (taxonomy, phylogeny).

Stemastrum Raf. 1808, *incertae sedis*, Agaricales, Agaricomycetes, asexual morph unknown, one species, type species *S. boscii* Raf., sequence data unavailable, see Kirk et al. 2008.

Stephanophallus MacOwan 1880, Phallaceae, Phallales, Agaricomycetes, asexual morph unknown, one species, type species *S. woodii* MacOwan, terrestrial, sequence data unavailable, see Kirk et al. 2008.

Stephanopus M.M. Moser & E. Horak 1975, Cortinariaceae, Agaricales, Agaricomycetes, asexual morph unknown, five species, type species *S. azureus* M.M. Moser & E. Horak, South America, sequence data unavailable, see Kirk et al. 2013 (genus accepted).

Stephanospora Pat. 1914, Stephanosporaceae, Agaricales, Agaricomycetes, asexual morph unknown, six species, type species *S. caroticolor* (Berk.) Pat., worldwide, terrestrial, basidomes sequestrate, see Kirk et al. 2013 (genus accepted), sequence data available, see Lebel et al. 2015 (cryptic diversity, Australasia, new spp.), new spp. see Guevara-Guerrero et al. 2015 (North America).

Stereophlebia Zmitr. 2018, Meruliaceae, Polyporales, Agaricomycetes, asexual morph unknown, monotypic, one species, type species *S. tuberculata* (Berk. & M.A. Curtis) Zmitr., phlebioid basidioma, wood-rotting, white rot, widespread, see Zmitrovich 2018a (taxonomy).

Stereopsis D.A. Reid 1965, Stereopsidaceae, Stereopsidales, Agaricomycetes, asexual morph unknown, 15 species, type species *S. radicans* (Berk.) D.A. Reid, terrestrial, widespread, see Kirk et al. 2013 (genus accepted), sequence data available, see Sjökvist et al. 2012 (phylogeny), new spp. see Ryvarden 2012c (Costa Rica), Sjökvist et al. 2014 (*S. globosa*, new combination).

Stereostratum Magnus 1899, Pucciniaceae, Pucciniales, Pucciniomycetes, one species, type species *S. corticioides* (Berk. & Broome) H. Magn., biotrophic on Poaceae, terrestrial, China, Japan, see Kirk et al. 2013 (genus accepted), sequence data available.

Stereum Hill ex Pers. 1794, Stereaceae, Russulales, Agaricomycetes, asexual morph unknown, c. 40 species, type species *S. hirsutum* (Willd.) Pers., worldwide, wood-decaying, see Kirk et al. 2013 (genus accepted), sequence data available, see Floudas et al. 2012 (genome).

Sterigmatomyces Fell 1966, Agaricostilbaceae, Agaricostilbales, Agaricostilbomycetes, sexual and asexual morphs known, five species, type species *S. halophilus* Fell, yeast, small basidiocarps on plants, worldwide, see Kurtzman et al. 2011 (taxonomy), cultures and sequence data available, see Wang et al. 2015e (taxonomy and phylogeny).

Sterigmatosporidium G. Kraep. & U. Schulze 1983, Cuniculitremaceae, Tremellales, Tremellomycetes, sexual and asexul morphs known, one species, type species *S. polymorphum* G. Kraep. & U. Schulze, yeast, possibly mycoparasite, on wood, bark beetle, Europe, see Kirk et al. 2013 (genus accepted), cultures and sequence data available, see Liu et al. 2015b (taxonomy and phylogeny).

Stilbotulasnella Oberw. & Bandoni 1982, *incertae sedis*, Cantharellales, Agaricomycetes, asexual morph unknown, one species, type species *S. conidiophora* Bandoni & Oberw., saprobes, Hawaii, genus in need of modern interpretation, sequence data unavailable, see Kirk et al. 2013 (genus accepted).

Stilbum Tode 1790, Chionosphaeraceae, Agaricostilbales, Agaricostilbomycetes, asexual morph unknown, c. ten species, type species *S. vulgare* Tode, worldwide, sequence data and cultures unavailable, see Kirk et al. 2013 (genus accepted), Wang et al. 2015e (taxonomy).

Stiptophyllum Ryvarden 1973, Gloeophyllaceae, Gloeophyllales, Agaricomycetes, asexual morph unknown, one species, type species *S. erubescens* (Berk.) Ryvarden, stipitate basidioma, lamellate hymenophore, wood-rotting, brown rot, Neotropical, sequence data unavailable, see de Campos Santana and Loguercio-Leite 2008 (morphology), Kirk et al. 2013 (genus accepted).

Stollia McTaggart & R.G. Shivas 2012, Ustilaginaceae, Ustilaginales, Ustilaginomycetes, five species, type species *S. ewartii* (McAlpine) McTaggart & R.G. Shivas, plant parasites (ovaries) on Andropogoneae (Poaceae), Australia, South America, cultures unavailable, sequence data available, see McTaggart et al. 2012b, Begerow et al. 2014, Wang et al. 2015c (phylogeny).

Strobilomyces Berk. 1851, Boletaceae, Boletales, Agaricomycetes, asexual morph unknown, c. 27 species, type species *S. strobilaceus* (Scop.) Berk., stipitate-pileate, ectomycorrhizal, worldwide, see Kirk et al. 2013 (genus accepted), sequence data available, see Han et al. 2018 (biogeography, monograph), Sato et al. 2017 (diversification rate study), new spp. see Sato and Murakami 2009 (Japan), Sato et al. 2011 (Japan), Gelardi et al. 2013b (China), Antonín et al. 2015b (Korea), Ullah et al. 2019 (Pakistan).

Strobilurus Singer 1962, Physalacriaceae, Agaricales, Agaricomycetes, asexual morph unknown, ten species, type species *S. conigenoides* (Ellis) Singer, sarotrophic, worldwide, see Shiono et al. 2008 (compounds), Kirk et al. 2013 (genus accepted), sequence data available, see Walther et al. 2005 (phylogney), Garnica et al. 2007 (agarics, phylogeny, basidiospore ultrastructure), Petersen and Hughes 2010 (phylogeny), Osmundson et al. 2013 (DNA barcode), Qin and Yang 2016 (phylogeny).

Stromatocyphella W.B. Cooke 1961, *incertae sedis*, Agaricales, Agaricomycetes, asexual morph unknown, three species, type species *S. conglobata* (Burt) W.B. Cooke, on wood, North America, sequence data unavailable, see Kirk et al. 2013 (genus accepted).

Stropharia (Fr.) Quél. 1872, Strophariaceae, Agaricales, Agaricomycetes, asexual morph unknown, c. 20 species, type species *S. aeruginosa* (Curtis) Quél., saprotrophic, worldwide, some species edible, see Bridge et al. 2008 (taxonomy), Cortez and da Silveira 2008 (Brazil), Bruhn et al. 2010 (cultivation), Zhang et al. 2014b (novel lectin), sequence data available, see Matheny et al. 2006 (phylogeny), new spp. see da Silva et al. 2009 (Brazil), Senthilarasu and Singh 2013a (India), Tian and Bau 2014 (China).

Stylina Syd. & P. Syd. 1921, Graphiolaceae, Exobasidiales, Exobasidiomycetes, one species, type species *S. disticha* (Ehrenb. ex Fr.) Syd. & P. Syd., plant parasite (leaves) on *Livistona* (Arecaceae), China, cultures unavailable,

sequence data unavailable, see Begerow et al. 2002, 2014 (taxonomy), Kirk et al. 2013 (genus accepted).

Stypella Möller 1895, *incertae sedis*, Auriculariales, Agaricomycetes, asexual morph unknown, four species, type species *S. papillata* Möller, widespread, see Kirk et al. 2013 (genus accepted), sequence data available, see Larsson 2007b (ITS sequence, phylogeny), Spirin et al. 2019a (taxonomy, phylogeny, *S. vermiformis* group).

Stypellopsis Spirin & V. Malysheva 2018, *incertae sedis*, Auriculariales, Agaricomycetes, two species, type species *S. hyperborea* Spirin & V. Malysheva (type species) and *S. farlowii* (Burt) Spirin & K.H. Larss. (previously *Protomerulius farlowii*), North America (USA) and Europe (Norway), see Spirin et al. 2019a (genus introduced, phylogeny).

Subantrodia Audet 2017, Fomitopsidaceae, Polyporales, Agaricomycetes, asexual morph unknown, two species, type species *S. juniperina* (Murrill) Audet, wood-rotting, sequence data available, see Ortiz-Santana et al. 2013 (antrodia clade of Polyporales, phylogeny).

Subulicium Hjortstam & Ryvarden 1979, *incertae sedis*, Hymenochaetales, Agaricomycetes, asexual morph unknown, three species, type species *S. lautum* (H.S. Jacks.) Hjortstam & Ryvarden, worldwide, see Kirk et al. 2013 (genus accepted), sequence data avaiable, see Langer 2002 (phylogeny).

Subulicystidium Parmasto 1968, Hydnodontaceae, Trechisporales, Agaricomycetes, asexual morph unknown, 20 species, type species *S. longisporum* (Pat.) Parmasto, wood-decaying, worldwide, see Kirk et al. 2013 (genus accepted), sequence data available, new spp. see Gorjón et al. 2012b (Patagonian Andes), see Ordynets et al. 2018 (phylogeny, keys)

Sugitazyma A.M. Yurkov, X.Z. Liu, F.Y. Bai, M. Groenew. & Boekhout 2015, Trimorphomycetaceae, Tremellales, Tremellomycetes, sexual morph unknown, one species, type species *S. miyagiana* (Nakase, Itoh, Takem. & Bandoni) X.Z. Liu, F.Y. Bai, M. Groenew. & Boekhout, yeast, on fir (*Abies firma*), Japan, cultures and sequence data available, see Liu et al. 2015b (taxonomy and phylogeny).

Suillellus Murrill 1909, Boletaceae, Boletales, Agaricomycetes, asexual morph unknown, 23 species, type species *S. luridus* (Schaeff.) Murrill, stipitate-pileate, ectomycorrhizal, worldwide, sequence data available, new spp. see Wu et al. 2016f (China).

Suillosporium Pouzar 1958, Botryobasidiaceae, Cantharellales, Agaricomycetes, asexual morph unknown, four species, type species *S. cystidiatum* (D.P. Rogers) Pouzar, saprobic, wood-rotting, worldwide, genus in need of modern interpretation, sequence data unavailable, see Kirk et al. 2013 (genus accepted).

Suillus Gray 1821, Suillaceae, Boletales, Agaricomycetes, asexual morph unknown, c. 60 species, type species *S. luteus* (L.) Roussel, ectomycorrhizal with Pinaceae, widespread (north temperate, introduced in southern hemisphere), some species edible (*S. acidus* (Peck) Singer), some medicinal use, (*S. bovinus* (L.) Roussel), see Dai and Yang 2008 (medicinal mushrooms, China), Dai et al. 2010b (edible mushrooms, China), Kirk et al. 2013 (genus accepted), sequence data available, see Nguyen et al. 2016 (phylogeny), Min et al. 2014 (Korean *Suillus*), Zhang et al. 2017c (phylogeny), new spp. see Bruns et al. 2010 (California and Oregon, USA), Verma and Sudhakara 2014 (India), Sarwar et al. 2015 (Pakistan), Verma and Reddy 2015a, b (India), Qi et al. 2016 (northeast China), Shi et al. 2016 (China).

Sulzbacheromyces B.P. Hodk. & Lücking 2014, Lepidostromataceae, Lepidostromatales, Agaricomycetes, asexual morph unknown, six species, type species *S. caatingae* (Sulzbacher & Lücking) B.P. Hodk. & Lücking, terrestrial, tropical Africa, Asia and America, sequence data available, see Hodkinson et al. 2014 (phylogeny, Mexico), new spp. see Liu et al. 2017a (China).

Sutorius Halling, Nuhn & N.A. Fechner 2012, Boletaceae, Boletales, Agaricomycetes, asexual morph unknown, two species, type species *S. eximius* (Peck) Halling, M. Nuhn & Osmundson, stipitate-pileate, ectomycorrhizal, worldwide, DNA sequence data available, see Halling et al. 2012a (phylogeny), Chai et al. 2019 (China), amended by Wu et al. 2016f to include *Neoboletus*, or should be restricted to *Sutorius* sensu Halling et al. 2012a (Raspé and Vadthanarat, unpubl.).

Symmetrospora Q.M. Wang, F.Y. Bai, M. Groenew. & Boekhout 2015, Symmetrosporaceae, *incertae sedis*, Cystobasidiomycetes, sexual morph unknown, six species, type species *S. gracilis* (Derx) Q.M. Wang, F.Y. Bai, M. Groenew. & Boekhout, yeast, worldwide, cultures and sequence data available, see Wang et al. 2015e (taxonomy, phylogeny).

Sympodiomycopsis Sugiy., Tokuoka & Komag. 1991, *incertae sedis*, Microstromatales, Exobasidiomycetes, three species, type species *S. paphiopedili* Sugiy., Tokuoka & Komag., known only from saprobic states, plant material, see Kurtzman et al. 2011 (taxonomy), Kirk et al. 2013 (genus accepted), cultures available, sequence data available, see Begerow et al. 2001, 2014 (phylogeny, taxonomy), Wang et al. 2015c (phylogenetic classification of yeasts, Ustilaginomycotina), Kijpornyongpan and Aime 2017 (validation).

Syzygospora G.W. Martin 1937, Filobasidiaceae, Filobasidiales, Tremellomycetes, asexual morphs unknown, two species, type species *S. alba* G.W. Martin, yeast, mycoparasitic, worldwide, see Kirk et al. 2013 (genus accepted), cultures and sequence data available, see Millanes et al.

2011 (phylogeny), Liu et al. 2015b (taxonomy and phylogeny).

Szczepkamyces Zmitr. 2018, Polyporaceae, Polyporales, Agaricomycetes, asexual morph unknown, monotypic, type species *S. campestris* (Quél.) Zmitr., resupinate porioid basidioma, wood-rotting, white rot, widespread, see Zmitrovich 2018a (taxonomy).

Taeniospora Marvanová 1977, Atheliaceae, Atheliales, Agaricomycetes, asexual morph *Fibulomyces* Jülich 1972, two species, type species *T. gracilis* Marvanová, Czech Republic, sequence data unavailable, see Kirk et al. 2013 (genus accepted).

Taiwanofungus Sheng H. Wu, Z.H. Yu, Y.C. Dai & C.H. Su 2004, *incertae sedis*, Polyporales, Agaricomycetes, asexual morph unknown, two species, type species *T. camphoratus* (M. Zang & C.H. Su) Sheng H. Wu, Z.H. Yu, Y.C. Dai & C.H. Su, China, medicinal use, see Hsieh et al. 2010 (natural products), Geethangili and Tzeng 2011 (bioactive compounds), sequence data available, see Wu et al. 2004 (phylogeny), Yang et al. 2018a (genome and transcriptome analyses, cultivation).

Taiwanoporia T.T. Chang & W.N. Chou 2003, *incertae sedis*, *incertae sedis*, Agaricomycetes, asexual morph unknown, one species, type species *T. amylospora* T.T. Chang & W.N. Chou, China, sequence data unavailable, see Kirk et al. 2008.

Takashimella Q.M. Wang 2015, Tetragoniomycetaceae, Trichosporonales, Tremellomycetes, sexual morph unknown, four species, type species *T. formosensis* (Nakase, Tsuzuki & M. Takash.) Q.M. Wang, yeast, worldwide, cultures and sequence data available, see Wang and Wang 2015 (ballistoconidium-forming yeasts, Trichosporonales), Liu et al. 2015b (taxonomy and phylogeny).

Tapinella E.-J. Gilbert 1931 (= *Sarcopaxillus* Zmitr., Malysheva & E.F. Malysheva 2004), Tapinellaceae, Boletales, Agaricomycetes, asexual morph unknown, two species, type species *T. panuoides* (Batsch) E.-J. Gilbert, see Kirk et al. 2013 (genus accepted), sequence data available, see Garnica et al. 2007 (phylogeny), Van der Linde and Haller 2013 (ecology).

Tausonia Babeva 1998, Mrakiaceae, Cystofilobasidiales, Tremellomycetes, sexual and asexual morphs known, three species, type species *T. pamirica* Babeva, yeast, widespread, see Kurtzman et al. 2011 (taxonomy), cultures and sequence data available, see Liu et al. 2015b (taxonomy and phylogeny), Kachalkin et al. 2019 (new spp.).

Tectella Earle 1909, Mycenaceae, Agaricales, Agaricomycetes, asexual morph unknown, three species, type species *T. patellaris* (Fr.) Murrill, worldwide, see Seok et al. 2011 (Korea), Jančovičová et al. 2012 (Slovakia), Kirk et al. 2013 (genus accepted), sequence data available, see Moncalvo et al. 2002 (phylogeny).

Telomapea G.F. Laundon 1967 (= *Mapea* Boedijn 1957), Chaconiaceae, Pucciniales, Pucciniomycetes, one species, type species *T. inocarpi* (Racib.) G.F. Laundon, biotrophic on *Inocarpus* (Fabaceae), terrestrial, Indonesia, sequence data unavailable, see Kirk et al. 2008.

Tengioboletus G. Wu & Zhu L. Yang 2016, Boletaceae, Boletales, Agaricomycetes, asexual morph unknown, two species, type species *T. reticulatus* G. Wu & Zhu L. Yang, basidioma stipitate-pileate with tubular hymenophore, central China, sequence data available, see Wu et al. 2016f (taxonomy, China), new spp. see Zeng et al. 2018 (China).

Tephrocybe Donk 1962, Lyophyllaceae, Agaricales, Agaricomycetes, asexual morph unknown, c. 47 species, type species *T. rancida* (Fr.) Donk, worldwide, see Kirk et al. 2013 (genus accepted), sequence data available, see Hofstetter et al. 2014 (phylogeny, Lyophyllaceae), Bellanger et al. 2015 (phylogeny), new spp. see Picillo 2014 (Italy).

Tephrocybella Picillo, Vizzini & Contu 2015, Lyophyllaceae, Agaricales, Agaricomycetes, asexual morph unknown, one species, type species *T. griseonigrescens* Picillo, Vizzini & Contu, Italy, basidioma collybioid, sequence data available, see Crous et al. 2015a (taxonomy), Hyde et al. 2017b (taxonomy).

Tephroderma Contu & Musumeci 2014, *incertae sedis*, Agaricales, Agaricomycetes, asexual morph unknown, one species, type species *T. fuscopallens* Musumeci & Contu, France, Turkey, see Sesli and Topçu 2016 (Turkey), sequence data available, see Musumeci and Contu 2014b (taxonomy).

Terana Adans. 1763, Phanerochaetaceae, Polyporales, Agaricomycetes, asexual morph unknown, one species, type species *T. coerulea* (Lam.) Kuntze, corticioid basidioma, wood-rotting, widespread, see Kirk et al. 2013 (genus accepted), sequence data available, see Floudas and Hibbett 2015 (phylogeny, *Phanerochaete s. l.*).

Terenodon Maas Geest. 1971, Gomphaceae, Gomphales, Agaricomycetes, asexual morph unknown, one species, type species *T. serenus* Maas Geest., Japan, sequence data unavailable, see Kirk et al. 2013 (genus accepted).

Termiticola E. Horak 1979, Agaricaceae, Agaricales, Agaricomycetes, asexual morph unknown, one species, type species *T. rubescens* E. Horak, Papua New Guinea, Malaysia, on termite nest, see Kirk et al. 2013 (genus accepted), sequence data unavailable, genus in need of revision.

Termitomyces R. Heim 1942 (= *Termitosphaera* Cif. 1935 *fide* Art. 59.1), Lyophyllaceae, Agaricales, Agaricomycetes, asexual morph previously known in *Termitosphaera* Cif. 1935, c. 34 species, type species *T. striatus* (Beeli) R. Heim, Africa, Southeast Asia, in nests of Macrotermitinae, edible, termite mushroom (*T. eurrhizus* (Berk.) R. Heim), see Hall et al. 2003 (edible mushrooms),

Mondal et al. 2008 (chemical analysis), Dai et al. 2010b (edible mushrooms, China), Wei et al. 2009 (China, key, morphology), Osiemo et al. 2010 (Africa), Kirk et al. 2013 (genus accepted), sequence data available, see Nobre et al. 2011 (genetic population structure), Sawhasan et al. 2011 (Thailand), Siddiquee et al. 2012 (*T. heimii*), Tibuhwa 2012 (Tanzania), Karun and Sridhar 2013 (India), Hofstetter et al. 2014 (phylogeny, Lyophyllaceae), Rahmad et al. 2014 (proteomic analysis, *T. heimii*), Mossebo et al. 2017 (phylogeny), new spp. see Mossebo et al. 2011 (Cameroun), Takahashi et al. 2016 (Japan).

Testicularia Klotzsch 1832, Anthracoideaceae, Ustilaginales, Ustilaginomycetes, three species, type species *T. cyperi* Klotzsch, plant parasites (flowers, spikelets) on *Rhynchospora* spp. (Cyperaceae), West Africa, North America, South America, Caribbean Basin, see Kirk et al. 2013 (genus accepted), cultures unavailable, sequence data unavailable, see Begerow et al. 2014 (taxonomy).

Tetragoniomyces Oberw. & Bandoni 1981, Rhynchogastremaceae, Trichosporonales, Tremellomycetes, asexual and sexual morphs known, one species, type species *T. uliginosus* (P. Karst.) Oberw. & Bandoni, mycoparasite, on wood, Europe, on wood, see Kirk et al. 2013 (genus accepted), sequence data available, see Millanes et al. 2011 (phylogeny), Liu et al. 2015b (taxonomy and phylogeny), Pontes et al. 2017 (sequence data).

Tetrapyrgos E. Horak 1987, Marasmiaceae, Agaricales, Agaricomycetes, asexual morph unknown, 18 species, type species *T. atrocyanea* (Métrod) E. Horak, saprophytic, worldwide, see Kirk et al. 2013 (genus accepted), sequence data available, see Honan et al. 2015 (taxonomy, phylogeny, type studies, new spp.), Desjardin and Perry 2017 (type study).

Thanatephorus Donk 1956, Ceratobasidiaceae, Cantharellales, Agaricomycetes, asexual morph *Rhizoctonia* DC. 1805, 12 speceis, type species *T. cucumeris* (A.B. Frank) Donk, worldwide, pathogenetic, see Willocquet and Savary 2011 (rice sheath blight), sequence data available, see González et al. 2012 (genetic diversity, *T. cucumeris*), Oberwinkler et al. 2013a (*Ceratobasidium-Rhizoctonia* complex).

Thecaphora Fingerh. 1836, Glomosporiaceae, Urocystidales, Ustilaginomycetes, 61 species, type species *T. seminis-convolvuli* Liro, plant parasites (various parts of host plant) on dicots, North America, Asia, Australia, Europe, see Kirk et al. 2013 (genus accepted), Frantzeskakis et al. 2017 (life cycle, *T. thlaspeos*), cultures available, sequence data available, see Vánky et al. 2008 (taxonomy), Conforto et al. 2013 (molecular data), Begerow et al. 2014 (taxonomy), Vasighzadeh et al. 2014 (phylogeny, *T. schwarzmaniana*), Wang et al. 2015c (phylogeny, taxonomy), new spp. see Roets et al. 2008 (South Africa), Crous et al. 2018b (Australia), Kruse et al. 2018 (Greece).

Thekopsora Magnus 1875, Pucciniastraceae, Pucciniales, Pucciniomycetes, seven species, type species *T. areolata* (Fr.) Magnus, biotrophic on Betulaceae, Cornaceae, Ericaceae, Rosaceae, terrestrial, Asia (China, Japan), Europoe, Eurasia, North America, see Kirk et al. 2013 (genus accepted), sequence data available, new spp. see Yang et al. 2014, 2015a (phylogeny, China), Aime et al. 2018a (phylogeny, evolution with host, Pucciniales).

Thelephora Ehrh. ex Willd. 1787, Thelephoraceae, Thelephorales, Agaricomycetes, asexual morph unknown, c. 50 species, type species *T. terrestris* Ehrh., ectomycorrhizal, worldwide, edible when basidiomas are young, see Sha et al. 2008 (genetic diversity), Norikura et al. 2011 (anticancer activities of *T. aurantiotincta*), Kirk et al. 2013 (genus accepted), sequence data available, see Ramírez-López et al. 2013, 2015 (phenotypic plasticity of basidioma, phylogeny, cryptic species), Wang et al. 2017b (mitochondrial genomes, *T. ganbajun*), Zmitrovich et al. 2018b (phylogeny, new combinations), new spp. see Vizzini et al. 2016a (Dominican Republic).

Thelephorella P. Karst. 1889, *incertae sedis*, Thelephorales, Agaricomycetes, asexual morph unknown, one species, type species *T. brasiliensis* P. Karst., wood-decaying, South America, sequence data unavailable, see Kirk et al. 2008.

Theleporus Fr. 1847, Polyporaceae, Polyporales, Agaricomycetes, asexual morph unknown, nine species, type species *T. cretaceus* Fr., poroid hymenophore, wood-rotting, widespread, see Kirk et al. 2013 (genus accepted), sequence data available, new spp. see Zhou and Dai 2012a (China), Yuan 2015 (China), new combination, see Ariyawansa et al. 2015 (Venezuela).

Thermophymatospora Udagawa, Awao & Abdullah 1986, Polyporaceae, Polyporales, Agaricomycetes, asexual morph unknown, one specie, type species *T. fibuligera* Udagawa, Awao & Abdullah, wood-rotting, sequence data unavailable, see Kirk et al. 2008.

Thujacorticium Ginns 1988, Cyphellaceae, Agaricales, Agaricomycetes, asexual morph unknown, one species, type species *T. mirabile* Ginns, Canada, sequence data unavailable, see Kirk et al. 2013 (genus accepted).

Tilletia Tul. & C. Tul. 1847, Tilletiaceae, Tilletiales, Exobasidiomycetes, 179 species, type species *T. caries* (DC.) Tul. & C. Tul., plant parasites (ovaries, leaves) of Poaceae, widespread, cultures available, see Kirk et al. 2013 (genus accepted), sequence data available, see Begerow et al. 2014 (taxonomy), Wang et al. 2015c (taxonomy, phylogeny).

Tilletiaria Bandoni & Johri 1972, Tilletiariaceae, Georgefischeriales, Exobasidiomycetes, sexual and asexual morphs known, one species, type species *T. anomala* Bandoni & B.N. Johri, known only from saprobic states, see Kurtzman et al. 2011 (taxonomy), Kirk et al. 2013

(genus accepted), cultures available, sequence data available, see Bauer et al. 2001a (taxonomy), Begerow et al. 2014 (taxonomy), Wang et al. 2015c (taxonomy, phylogeny).

Tilletiopsis Derx 1948, Entylomataceae, Entylomatales, Exobasidiomycetes, sexual morph *Entyloma* de Bary 1874, *Melanotaenium* de Bary 1874, three species, type species *T. washingtonensis* Nyland, worldwide, known only from saprobic states, plant pathogen, see Hamamoto et al. 2000, Kurtzman et al. 2011 (taxonomy), cultures and sequence data available, see Baric et al. 2010 (white haze, Italy), Boekhout 2011 (taxonomy), Begerow et al. 2014 (taxonomy), Wang et al. 2015c (taxonomy, phylogeny), Prencipe et al. 2016 (Croatia).

Tinctoporellus Ryvarden 1979, Polyporaceae, Polyporales, Agaricomycetes, asexual morph unknown, four species, type species *T. epimiltinus* (Berk. & Broome) Ryvarden, resupinate basidioma, poroid hymenophore, wood-rotting, widespread (pantropical), see Kirk et al. 2013 (genus accepted), sequence data available, see Justo et al. 2017 (phylogeny, Polyporales), new spp. see Yuan and Wan 2012 (phylogeny, China).

Titaeella G. Arnaud ex K. Ando & Tubaki 1985, *incertae sedis*, *incertae sedis*, Agaricomycetes, one species, type species *T. capnophila* G. Arnaud ex K. Ando & Tubaki, Europe, Japan, sequence data unavailable, see Kirk et al. 2013 (genus accepted).

Tolyposporella G.F. Atk. 1897, Tilletiariaceae, Georgefischeriales, Exobasidiomycetes, six species, type species *T. chrysopogonis* G.F. Atk., plant parasites (leaves, leaf sheats) on Poaceae, maybe also Eriocaulaceae, Africa, North America, South America, Australasia, see Kirk et al. 2013 (genus accepted), cultures unavailable, sequence data available, see Bauer et al. 2001b (taxonomy, phylogeny), Begerow et al. 2014 (taxonomy), Wang et al. 2015c (taxonomy, phylogeny).

Tolyposporium Woronin ex J. Schröt. 1887, Anthracoideaceae, Ustilaginales, Ustilaginomycetes, five species, type species *T. junci* (J. Schröt.) Woronin ex J. Schröt., plant parasites (various plant parts) on genera *Juncus* (Juncaceae) and *Schoenus*, *Ficinia* (Cyperaceae), North America, Australasia, see Kirk et al. 2013 (genus accepted), cultures unavailable, sequence data available, see Piepenbring et al. 1999 (phylogeny), Begerow et al. 2014 (taxonomy), Wang et al. 2015c (taxonomy, phylogeny).

Tomentella Pers. ex Pat. 1887, Thelephoraceae, Thelephorales, Agaricomycetes, asexual morph unknown, c. 100 species, type species *T. ferruginea* (Pers.) Pat., ectomycorrhizal, worldwide, see Kaur et al. 2010 (India), Kirk et al. 2013 (genus accepted), sequence data available, see Geml et al. 2012b, 2014a, b (Arctic, phylogeny, biogeography, coastal dunes, Europe, Andean forests, Argentina), Morgado et al. 2015, 2016 (arctic tundra, Alaska, ecology), Alvarez-Manjarrez et al. 2016 (phylogeny, Mexico), Zmitrovich et al. 2018b (phylogeny), new spp. see Yorou and Agerer 2008 (phylogeny, West Africa), Yorou et al. 2012a, b (West Africa), Kuhar et al. 2017 (Patagonian Andes forests).

Tomentellopsis Hjortstam 1970, Thelephoraceae, Thelephorales, Agaricomycetes, asexual morph unknown, eight species, type species *T. echinospora* (Ellis) Hjortstam, ectomycorrhizal, Europe, see Kirk et al. 2013 (genus accepted), sequence data available, see Larsson 2007b (phylogeny).

Tomophagus Murrill 1905, Polyporaceae, Polyporales, Agaricomycetes, asexual morph *Thermophymatospora* Udagawa, Awao & Abdullah 1986, two species, type species *T. colossus* (Fr.) Murrill, poroid hymenophore, wood-rotting, white rot, widespread (America, Vietnam), sequence data available, see Le et al. 2012 (new sp., phylogeny, Vietnam, genus accepted).

Trachyspora Fuckel 1861 (= *Trachysporella* Syd. 1921), Phragmidiaceae, Pucciniales, Pucciniomycetes, five species, type species *T. alchemillae* (Pers.) Fuckel, biotrophic on Rosaceae (*Alchemilla*), Euphorbiaceae, terrestrial, Europe (Switzerland), Africa (Kenya), Indonesia, Brazil, see Kirk et al. 2013 (genus accepted), sequence data available, see Maier et al. 2003 (phylogeny), Aime 2006 (phylogeny).

Tracya Syd. & P. Syd. 1901, Doassansiaceae, Doassansiales, Exobasidiomycetes, two species, type species *T. lemnae* (Setch.) Syd. & P. Syd., plant parasites on vegetative parts of Hydrocharitaceae and Lemnaceae, Europe, North America, see Kirk et al. 2013 (genus accepted), cultures unavailable, sequence data unavailable, see Begerow et al. 2014 (taxonomy).

Trametes Fr. 1836, Polyporaceae, Polyporales, Agaricomycetes, asexual morph unknown, c. 70 species, type species *T. suaveolens* (L.) Fr., poroid hymenophore, wood-rotting, white rot, widespread, see Kirk et al. 2013 (genus accepted), Zmitrovich 2018a (taxonomy), some species medicinal use, see Zmitrovich et al. 2012 (review, medicinal properties, *Trametes* spp.), Wasser 2017 (medicinal mushrooms, human clinical studies), sequence data available, see Tomšovský et al. 2006 (phylogeny, Europe), Zmitrovich and Malysheva 2013 (phylogeny), Carlson et al. 2014 (phylogeny), new spp. see Ryvarden et al. 2009 (morphology, Neotropics), Læssøe and Ryvarden 2010b (morphology, Ecuador), Li and Cui 2010 (morphology, Southwest China), Ryvarden 2012a, b, 2015b (morphology, Costa Rica, Neotropics, Brazil), new combinations, see Justo and Hibbett 2011 (phylogeny), Malysheva and Zmitrovich 2011 (*Trametes hirsuta*-complex), Welti et al. 2012 (phylogeny), Spirin et al. 2015a (morphology), Ryvarden 2016c (morphology).

Trametopsis Tomšovský 2008, Irpicaceae, Polyporales, Agaricomycetes, asexual morph unknown, four species,

type species *T. cervina* (Schwein.) Tomšovský, poroid hymenophore, wood-rotting, white rot, widespread, sequence data available, see Tomšovský 2008 (phylogeny, Europe), new sp. see Gómez-Montoya et al. 2017b (new combinations, phylogeny, Neotropics), Zmitrovich 2018a (taxonomy)

Tranzschelia Arthur 1906 (= *Polythelis* Arthur 1906; = *Lipospora* Arthur 1942), Uropyxidaceae, Pucciniales, Pucciniomycetes, 19 species, type species *T. cohaesa* (Long) Arthur, biotrophic on Ranunculaceae (microcyclic or macrocyclic) and heteroecious macrocyclic species on Ranunculaceae (aecial host) and Prunoideae (telial host), terrestrial, see Kirk et al. 2013 (genus accepted), sequence data available, see Wingßeld et al. 2004 (phylogeny), Scholler et al. 2014 (new species, key to American species, *T. thalictri* is probably a species complex).

Tranzscheliella Lavrov 1936, Ustilaginaceae, Ustilaginales, Ustilaginomycetes, 17 species, type species *T. otophora* Lavrov, plant parasites (aborted flowers, stems) on Poaceae, Africa, Australia, see Kirk et al. 2013 (genus accepted), cultures available, sequence data available, Kellner et al. 2011 (phylogeny, grass smuts), Begerow et al. 2014 (taxonomy), Wang et al. 2015c (taxonomy, phylogeny).

Trappea Castellano 1990, Trappeaceae, Hysterangiales, Agaricomycetes, asexual morph unknown, three species, type species *T. darkeri* (Zeller) Castellano, China, Europe, see Kirk et al. 2013 (genus accepted), sequence data available, see Hosaka et al. 2008 (phylogeography), new spp. see Gómez-Reyes et al. 2014 (Mexico).

Trechinothus E.C. Martini & Trichiès 2004, *incertae sedis*, *incertae sedis*, Agaricomycetes, asexual morph unknown, one species, type species *T. smardae* (Pilát) E.C. Martini & Trichiès, Europe, sequence data unavailable, see Kirk et al. 2008.

Trechispora P. Karst. 1890, Hydnodontaceae, Trechisporales, Agaricomycetes, asexual morph unknown, 48 species, type species *T. onusta* P. Karst., wood-decaying, worldwide, see Kirk et al. 2013 (genus accepted), sequence data available, see Rosenthal et al. 2017 (ecology, corticioid fungi in North American pinaceous forests).

Tremella Pers. 1794, Tremellaceae, Tremellales, Tremellomycetes, sexual and asexual morphs known, type species *T. mesenterica* Retz., more than 500 species described (mostly old doubtful names), 100 species accepted, some species edible, see Dai et al. 2010b (Chinese edible mushrooms), Kirk et al. 2013 (genus accepted), presently restricted to *T. mesenterica* lineage (other species temporarily accommodated in the genus), asexual morph as yeast, mycoparasitic, lichenicolous, worldwide, see Kurtzman et al. 2011 (taxonomy), cultures and sequence data available, see Findley et al. 2009 (phylogeny), Millanes et al. 2011 (phylogeny), Liu et al. 2015b (phylogeny), new spp. see Millanes et al. 2012 (Sweden, USA), Ariyawansa et al. 2015 (USA), Diederich et al. 2015 (Peru), Lindgren et al. 2015 (associated with lichenized ascomycete), Malysheva et al. 2015b (Russia), Millanes et al. 2015 (Finland, Greenland, Norway, Russia, Svalbard, and Sweden), Zamora et al. 2017, 2018 (Europe, USA), Zhao et al. 2019 (China).

Tremellacantha Jülich 1980, *incertae sedis*, Auriculariales, Agaricomycetes, asexual morph unknown, one species, type species *T. sclerodontia* (Mont. & Berk.) Jülich [current name: *Protohydnum sclerodontium* (Mont. & Berk.) Hjortstam & Spooner], sequence data unavailable, see Kirk et al. 2008.

Tremellina Bandoni 1986, *incertae sedis*, Tremellales, Tremellomycetes, sexual morph *Cuniculitrema* J.P. Samp. & R. Kirschner 2001, one species, type species *T. pyrenophila* Bandoni, on fungal ascocarps, North America, sequence data unavailable, see Kirk et al. 2008.

Tremellodendropsis (Corner) D.A. Crawford 1954, Tremellodendropsidaceae, Tremellodendropsidales, Agaricomycetes, asexual morph unknown, eight species, type species *T. tuberosa* (Grev.) D.A. Crawford, widespread, see Kirk et al. 2013 (genus accepted), sequence data available, see Berbee et al. 2016 (phylogeny).

Tremellogaster E. Fisch. 1924, Diplocystidiaceae, Boletales, Agaricomycetes, asexual morph unknown, one species, type species *T. surinamensis* E. Fisch., Surinam, Guyana, ectomycorrhizal, see Kirk et al. 2013 (genus accepted), sequence data available, see Wilson et al. 2012a (evolution).

Tremelloscypha D.A. Reid 1979, Sebacinaceae, Sebacinales, Agaricomycetes, asexual morph unknown, four species, type species *T. australiensis* D.A. Reid, Australia, Jamaica, some species edible (*T. gelatinosa* (Murrill) Oberw. & K. Wells), see Bandala et al. 2014 (Mexico), Kirk et al. 2013 (genus accepted), sequence data available, see Bandala et al. 2012a (Mexico, morphology), Oberwinkler et al. 2014 (phylogeny, Sebacinales).

Tretomyces K.H. Larss., Kotir. & Saaren. 2011, Atheliaceae, Atheliales, Agaricomycetes, asexual morph unknown, two species, type species *T. lutescens* (J. Erikss. & Ryvarden) K.H. Larss., Kotir. & Saaren., sequence data available, see Kotiranta et al. 2011 (taxonomy).

Tretopileus B.O. Dodge 1946, Corticiaceae, Corticiales, Agaricomycetes, asexual morph unknown, three species, type species *T. opuntiae* B.O. Dodge, probably plant parasitic, USA, Asia, see Kirk et al. 2013 (genus accepted), sequence data available, see Okada et al. 1998 (phylogeny), Jayawardena et al. 2019 (phylogeny, updated notes).

Trichaptum Murrill 1904, *incertae sedis*, Hymenochaetales, Agaricomycetes, asexual morph unknown, 27 species, type species *T. trichomallum* (Berk. & Mont.) Murrill,

worldwide, wood-decaying, some species medicinal use (*T. abietinum* (Pers.: Fr) Ryvarden), see Dai and Yang 2008 (medicinal mushrooms, China), Kirk et al. 2013 (genus accepted), sequence data available, see Dai et al. 2009a (monograph, China, new spp.).

Trichocintractia M. Piepenbr. 1995, Anthracoideaceae, Ustilaginales, Ustilaginomycetes, one species, type species *T. utriculicola* (Henn.) M. Piepenbr., plant parasite (spikelets) on *Rhynchospora* spp. (Cyperaceae), widespread in tropical regions, see Kirk et al. 2013 (genus accepted), cultures unavailable, sequence data available, see Begerow et al. 2014 (taxonomy), Nasr et al. 2014a (phylogeny).

Trichocybe Vizzini 2010, *incertae sedis*, Agaricales, Agaricomycetes, asexual morph unknown, one species, type species *T. puberula* (Kuyper) Vizzini, Northwestern Europe, sequence data available, see Vizzini et al. 2010a (taxonomy).

Tricholoma (Fr.) Staude 1857, Tricholomataceae, Agaricales, Agaricomycetes, asexual morph unknown, c. 210 species, type species *T. flavovirens* Alb. & Schwein., worldwide, ectomycorrhizal, some species edible, matsutake (*T. matsutake* (S. Ito & S. Imai) Singer), see Hall et al. 2003 (edible mushrooms), Dai et al. 2010b (Chinese edible mushrooms), Kirk et al. 2013 (genus accepted), You et al. 2013 (antioxidant and antitumour activities), sequence data available, see Mouhamadou et al. 2008 (molecular evolution), Jargeat et al. 2010 (*T. scalpturatum* species complex), Yu et al. 2011 (phylogeny), Ota et al. 2012 (matsutake mushrooms), Murata et al. 2013a (section *Caligata*), Moukha et al. 2013 (*T. equestre* species complex), Hosen et al. 2016c (*T. sinoacerbum*), Heilmann-Clausen et al. 2017 (monograph, Europe), new spp. see Christensen and Heilmann-Clausen 2009 (Europe), Park et al. 2014a (Korea), Yang et al. 2017b (Eastern Himalaya), Ovrebo and Hughes 2018 (New Mexico and Colorado).

Tricholomella Zerova ex Kalamees 1992, Lyophyllaceae, Agaricales, Agaricomycetes, asexual morph unknown, one species, type species *T. constricta* (Fr.) Zerova ex Kalamees, East Europe, East Asia, sequence data available, see Hofstetter et al. 2014 (phylogeny, Lyophyllaceae).

Tricholomopsis Singer 1939, *incertae sedis*, Agaricales, Agaricomycetes, asexual morph unknown, c. 33 species, type species *T. rutilans* (Schaeff.) Singer, worldwide, see Kirk et al. 2013 (genus accepted), sequence data available, see Razaq et al. 2012 (*T. flammula*), new spp. see Vauras 2009 (Estonia), Holec and Kolařík 2013c (Europe), Olariaga et al. 2015a (cryptic speciation), Cooper and Park 2016 (New Zealand), Holec et al. 2019 (Europe).

Tricholosporum Guzmán 1975, *incertae sedis*, Agaricales, Agaricomycetes, asexual morph unknown, seven species, type species *T. goniospermum* (Bres.) Guzmán ex T.J. Baroni, worldwide, see Kirk et al. 2013 (genus accepted), sequence data available, see Liu et al. 2016b (China), Angelini et al. 2017 (*T. goniospermum*, phylogeny, Tricholomatineae), new spp. see Angelini et al. 2014 (Dominican Republic), Xu et al. 2018 (China).

Trichopsora Lagerh. 1892, Pucciniosiraceae, Pucciniales, Pucciniomycetes, one species, type species *T. tournefortiae* Lagerh., biotrophic on Boraginaceae (*Tournefortia*), terrestrial, Ecuador, sequence data unavailable, see Kirk et al. 2013 (genus accepted).

Trichosporon Behrend 1890, Trichosporonaceae, Trichosporonales, Tremellomycetes, sexual morph unknown, 12 species, type species *T. ovoides* Behrend, yeast, on wood, soil, human skin, worldwide, see Kurtzman et al. 2011 (taxonomy), cultures and sequence data available, see Liu et al. 2015b (taxonomy), Takashima et al. 2018 (taxonomy, phylogeny).

Trichosporonoides Haskins & J.F.T. Spencer 1967, *incertae sedis*, *incertae sedis*, Tremellomycetes, sexual morph unknown, six species, type species *T. oedocephalis* Haskins & J.F.T. Spencer, worldwide, erythritol-producing, see Sawada et al. 2009 (erythritol production), Kirk et al. 2013 (genus accepted), sequence data available, see Rosa et al. 2009 (phylogeny).

Trigonosporomyces Q.M. Wang, F.Y. Bai, M. Groenew. & Boekhout 2015, *incertae sedis*, *incertae sedis*, Microbotryomycetes, sexual morph unknown, one species, type species *T. hylophilus* (Van der Walt, D.B. Scott & Klift) Q.M. Wang, F.Y. Bai, M. Groenew. & Boekhout, yeast, isolated from insects, South Africa, cultures and sequence data available, see Wang et al. 2015e (taxonomy, phylogeny).

Trimitiella Dhingra 2008, *incertae sedis*, *incertae sedis*, Agaricomycetes, asexual morph unknown, one species, type species *T. indica* Dhingra, India, sequence data unavailable, see Dhingra and Singh 2008a (validation).

Trimorphomyces Bandoni & Oberw. 1983, Trimorphomycetaceae, Tremellales, Tremellomycetes, sexual and asexual morphs known, two species, type species *T. papilionaceus* Oberw. & Bandoni, yeast, basidiocarps gelatinous, mycoparasite, widespread, see Kurtzman et al. 2011 (taxonomy), cultures and sequence data available, see Liu et al. 2015b (taxonomy and phylogeny).

Triodiomyces McTaggart & R.G. Shivas 2012, Ustilaginaceae, Ustilaginales, Ustilaginomycetes, six species, type species *T. altilis* (Syd.) McTaggart & R.G. Shivas, plant parasites (columns or inflorescence) on *Triodia* spp. (Poaceae), Australia, saprobic yeast states on plants, cultures available, sequence data available, see McTaggart et al. 2012b (taxonomy), Begerow et al. 2014 (taxonomy), Wang et al. 2015c (taxonomy, phylogeny).

Triphragmiopsis Naumov 1914 (= *Nyssopsorella* Syd. 1921), Raveneliaceae, Pucciniales, Pucciniomycetes, three species, type species *T. jeffersoniae* Naumov, biotrophic on Berberidaceae, Pinaceae, Ranunculaceae, China, Europe,

Russia, Korea, sequence data unavailable, see Kirk et al. 2013 (genus accepted), Ono 2013b (microcyclic life cycle of *T. jeffersoniae*).

Triphragmium Link 1825, Raveneliaceae, Pucciniales, Pucciniomycetes, seven species, type species *T. ulmariae* (DC.) Link, biotrophic on Fabaceae, Rosaceae, terrestrial, Europe, Japan, see Kirk et al. 2013 (genus accepted), sequence data availale, see Yun et al. 2011 (phylogeny, *Frommeëlla* revisited).

Tritirachium Limber 1940, Tritirachiaceae, Tritirachiales, Tritirachiomycetes, four species, type species *T. dependens* Limber, worldwide, some species pathogenic for hunman, see Moraes et al. 2010 (*T. oryzae*), sequence data available, see Vu et al. 2019 (DNA sequences), sequence data available, see Beguin et al. 2012 (phylogeny), new spp. see Manohar et al. 2014 (Arabian sea).

Trogia Fr. 1836, *incertae sedis*, Agaricales, Agaricomycetes, asexual morph unknown, c. 94 species, type species *T. aplorutis* (Mont.) Fr., tough texture with clitocyboid to omphalinoid habit and possessing the ability of reviving *in situ*, worldwide, saprotrophic, some species lethal, see Shi et al. 2012 (China), Zhou et al. 2012 (compounds), Kirk et al. 2013 (genus accepted), sequence data available, see Kumar and Manimohan 2009a (India), Mi et al. 2016 (*T. venenata*), new spp. see Yang et al. 2012b (China), Dutta et al. 2017 (India).

Tropicoporus L.W. Zhou, Y.C. Dai & Sheng H. Wu 2015, Hymenochaetaceae, Hymenochaetales, Agaricomycetes, asexual morph unknown, twelve species, type species *T. excentrodendri* L.W. Zhou & Y.C. Dai, sequence data available, see Zhou et al. 2016e (morphology), new spp. see Coelho et al. 2016 (Brazil), Wu et al. 2015c (Thailand).

Trullella Zmitr. 2018, Steccherinaceae, Polyporales, Agaricomycetes, asexual morph unknown, six species, type species *T. dentipora* (Ryvarden & Iturr.) Zmitr., wood-decaying, worldwide, sequence data available, see Miettinen and Ryvarden 2016 (taxonomy, phylogeny, as *Trulla*), Zmitrovich 2018a (taxonomy).

Truncocolumella Zeller 1939, Suillaceae, Boletales, Agaricomycetes, asexual morph unknown, two species, type species *T. citrina* Zeller, ectomycorrhizal, North America, see Kirk et al. 2013 (genus accepted), sequence data available, see Grubisha et al. 2001 (phylogeny).

Truncospora Pilát 1953, Polyporaceae, Polyporales, Agaricomycetes, asexual morph unknown, 23 species, type species *T. ochroleuca* (Berk.) Pilát (current namne: *Perenniporia ochroleucus* Berk), poroid hymenophore, wood-rotting, white rot, widespread, sequence data available, see Zhao et al. 2016d (phylogeny, North America), new spp. see Decock 2011 (morphology, new combination, São Tome, Africa), Spirin et al. 2015b (phylogeny, East Asia, Caribbean, Mexico, USA, Spain), new combinations see Zmitrovich 2018a (taxonomy).

Tsugacorticium Nakasone & Burds. 2011, *incertae sedis*, Hymenochaetales, Agaricomycetes, asexual morph unknown, one species, type species *T. kenaicum* Nakasone & Burds., Alaska, sequence data available, see Nakasone and Burdsall 2012 (monograph).

Tubaria (W.G. Sm.) Gillet 1876, Tubariaceae, Agaricales, Agaricomycetes, asexual morph unknown, c. 21 species, type species *T. furfuracea* (Pers.) Gillet, see Kirk et al. 2013 (genus accepted), sequence data available, see Matheny et al. 2007a (phylogeny), Zhang and Bau 2010 (China), Petersen et al. 2010 (phylogeny, accepted in Tubariaceae), Antonín et al. 2012a (Czech Republic), Horak 2018 (monograph, New Zealand, new spp.), new spp. see Latha et al. 2016a (India).

Tubariella E. Horak & Hauskn. 2002, Bolbitiaceae, Agaricales, Agaricomycetes, asexual morph unknown, one species, type species *T. rhizophora* E. Horak & Hauskn., Papua New Guinea, sequence data unavailable, see Kirk et al. 2008.

Tubariomyces Esteve-Rav. & Matheny 2010, Inocybaceae, Agaricales, Agaricomycetes, asexual morph unknown, three species, type species *T. inexpectatus* (M. Villarreal, Esteve-Rav., Heykoop & E. Horak) Esteve-Rav. & Matheny, Mediterranean Europe, Northern Africa, basidioma tubarioid, sequence data available, see Alvarado et al. 2010 (taxonomy), new spp. see Vizzini et al. 2013b (Italy), Matheny and Bougher 2017 (Australia).

Tubariopsis R. Heim 1931, Bolbitiaceae, Agaricales, Agaricomycetes, asexual morph unknown, one species, type species *T. torquipes* R. Heim, Madagascar, sequence data unavailable, see Kirk et al. 2013 (genus accepted).

Tuberculina Tode ex Sacc. 1880, Helicobasidiaceae, Helicobasidiales, Pucciniomycetes, c. 26 species, type species *T. persicina* (Ditmar) Sacc. [current name: *Helicobasidium purpureum* (Tul.) Pat.], worldwide, sequence data available, new spp. see Zhao et al. 2017d (China).

Tubosaeta E. Horak 1967, Boletaceae, Boletales, Agaricomycetes, asexual morph unknown, six species, type species *T. brunneosetosa* (Singer) E. Horak, stipitate-pileate, presumably ectomycorrhizal, tropical Africa, China?, see Zang 2001, Kirk et al. 2013 (genus accepted), sequence data available, see Vu et al. 2019 (DNA barcodes).

Tubulicium Oberw. 1965, Hydnodontaceae, Trechisporales, Agaricomycetes, asexual morph unknown, seven species, type species *T. vermiferum* (Bourdot) Oberw., wood-decaying, worldwide, see Kirk et al. 2013 (genus accepted), sequence data available, see Larsson et al. 2004 (phylogeny).

Tubulicrinis Donk 1956, Hymenochaetaceae, Hymenochaetales, Agaricomycetes, asexual morph unknown, 34 species, type species *T. glebulosus* (Fr.) Donk, worldwide, see Kirk et al. 2013 (genus accepted), sequence data available, see Larsson et al. 2006 (phylogeny).

Tubulicrinopsis Hjortstam & Kotir. 2007, *incertae sedis*, *incertae sedis*, Agaricomycetes, asexual morph unknown, four species, type species *T. ellipsospora* Kotir., Hjortstam & M. Kulju, Europe, sequence data unavailable, see Kirk et al. 2008.

Tulasnella J. Schröt. 1888, Tulasnellaceae, Cantharellales, Agaricomycetes, asexul morph *Epulorhiza* R.T. Moore 1987, c. 70 species, type species *T. lilacina* J. Schröt., saprobes, ecological strategies highly diverse: saprobic, orchid mycorrhiza, ectomycorrhizal, parasitic on amoebae, associated with liverworts, wood-rotting, on other fungi, intrahymenial, endophytic in roots, widespread, see Kirk et al. 2013 (genus accepted), Oberwinkler et al. 2017 (distributional and ecological review), sequence data available, see Moncalvo et al. 2006 (phylogeny, cantharelloid clade), Veldre et al. 2013 (phylogeny, Cerato-basidiaceae, evolution), new spp. and species delimitation see Cruz et al. 2011, 2014 (tropical Andean forest, cryptic species), Almeida et al. 2014 (Brazil, as *Epulorhiza*), Linde et al. 2014, 2017 (species delineation, Australia), Cruz et al. 2016 (taxonomic revision), Solis et al. 2017 (Spain), Fujimori et al. 2019 (Japan).

Tulostoma Pers. 1794, Agaricaceae, Agaricales, Agaricomycetes, asexual morph unknown, c. 83 species, type species *T. brumale* Pers., worldwide, dry environment, stalked puffballs, see de Diego Calonge and Esteban 2007 (Spain), Hanson 2008 (Sweden), Piña et al. 2010 (America), Chakraborty et al. 2013 (India), Kirk et al. 2013 (genus accepted), Trierveiler-Pereira et al. 2017 (*T. dumeticola*), sequence data available, see Larsson and Jeppson 2008 (phylogeny), new spp. see Hernández Caffot et al. 2011 (Argentina), Hussain et al. 2016 (Pakistan), Jeppson et al. 2017 (Europe), Hernández-Navarro et al. 2018 (Mexico).

Tumidapexus D.A. Crawford 1954, Aphelariaceae, Cantharellales, Agaricomycetes, asexual morph unknown, one species, type species *T. ravus* D.A. Crawford, saprobes, wood-decaying, found in New Zealand, genus in need of modern interpretation, sequence data unavailable, see Kirk et al. 2013 (genus accepted).

Turbinellus Earle 1909, Gomphaceae, Gomphales, Agaricomycetes, asexual morph unknown, five species, type species *T. floccosus* (Schwein.) Earle ex Giachini & Castellano, terrestrial, some species ectomycorrhizal, some species edible (*T. floccosus*), see Lamus et al. 2015 (central Mexico), sequence data available, see Giachini et al. 2010 (phylogeny), Giachini and Castellano 2011 (taxonomy).

Turmalinea Orihara & N. Maek. 2015, Boletaceae, Boletales, Agaricomycetes, asexual morph unknown, four species, type species *T. persicina* Orihara, sequestrate, ectomycorrhizal, Asia, sequence data available, see Orihara et al. 2016b (taxonomy).

Tygervalleyomyces Crous 2017, Typhulaceae, Agaricales, Agaricomycetes, sexual morph unknown, one species, type species *T. podocarpi* Crous, South Africa, sequence data available, see Crous et al. 2017b (taxonomy).

Tylocinum Y.C. Li & Zhu L. Yang 2016, Boletaceae, Boletales, Agaricomycetes, asexual morph unknown, one species, type species *T. griseolum* Yan C. Li & Zhu L. Yang, basidioma stipitate-pileate with tubular hymenophore, sequence data available, see Wu et al. 2016f (taxonomy, China).

Tylopilus P. Karst. 1881, Boletaceae, Boletales, Agaricomycetes, asexual morph unknown, c. 100 species, type species *T. felleus* (Bull.) P. Karst., worldwide, some species edible (*T. alboater* (Schwein.) Murrill), see Kikuchi et al. 2009 (fruiting body formation), Dai et al. 2010b (edible mushrooms, China), Kirk et al. 2013 (genus accepted), sequence data available, see Gelardi et al. 2015c (phylogeny, China), new spp. see Osmundson and Halling 2010 (Costa Rica), Horak 2011 (revision), Sarwar et al. 2014 (Pakistan), Wu et al. 2016f (monograph, China), Magnago et al. 2017b (Brazil), Chakraborty et al. 2018 (Indian Himalaya), Liang et al. 2018 (China).

Tylospora Donk 1960, Atheliaceae, Atheliales, Agaricomycetes, asexual morph unknown, two species, type species *T. asterophora* (Bonord.) Donk, widespread, see Kirk et al. 2013 (genus accepted), sequence data available, see Yamashiro et al. 2008 (phylogeny, Japan).

Tympanella E. Horak 1971, Bolbitiaceae, Agaricales, Agaricomycetes, asexual morph unknown, one species, type species *T. galanthina* (Cooke & Massee) E. Horak, New Zealand, basidioma gasteroid, see Kirk et al. 2013 (genus accepted), sequence data available, see Horak 2018 (New Zealand).

Typhrasa Örstadius & E. Larss. 2015, Psathyrellaceae, Agaricales, Agaricomycetes, asexual morph unknown, two species, type species *T. gossypina* (Bull.) Örstadius & E. Larss., Europe, North America, on wood or on soil, sequence data available, see Örstadius et al. 2015 (taxonomy).

Typhula (Pers.) Fr. 1818, Typhulaceae, Agaricales, Agaricomycetes, some species asexual morph *Sclerotium* Tode 1790, c. 100 species, type species *T. phaccorrhiza* (Reichard) Fr., seven subgenera: *Typhula* Fr., *Pistillina* Quél., *Gliocoryne* Marie, *Pistillaria* Fr., *Typhulina* Berthier et Khurana, *Microtyphula* Berthier, and *Cnazonaria* Corda, saprobes or pathogens, terrestrial, worldwide of cold climate, some pathogenic species (snow molds), Typhula blight (*T. incarnata* Lach, *T. ishikariensis* S. Imai, *T. japonica* Terui, *T. phaccorrhiza* (Reichard) Fr., *T. trifolii* Rostr., *T. variabilis* Riess), see Hoshino et al. 2009a (ecophysiological characteristics), Kirk et al. 2013 (genus accepted), sequence data available, see Hoshino et al. 2009a, Gafforov and Hoshino 2015, Ikeda et al. 2016, new

spp. see Olariaga et al. 2008 (herbarium specimens), Olariaga and Salcedo 2009 (Spain), Hoshino et al. 2009b (seashore, Japan).

Tyromyces P. Karst. 1881, Incrustoporiaceae, Polyporales, Agaricomycetes, asexual morph unknown, c. 41 species, type species *T. chioneus* (Fr.) P. Karst., the generic limit of *Tyromyces* is not currently settled (needs revision since genus shown to be polyphyletic), poroid hymenophore, wood-rotting, white rot, cosmopolitan, see Kirk et al. 2013 (genus accepted), sequence data available, see Miettinen and Rajchenberg 2012 (phylogeny), new spp. see Mata and Ryvarden 2010 (morphology, Costa Rica), Ryvarden and Iturriaga 2011 (morphology, Venezuela), Ryvarden 2012a, d, 2016b, 2018a (morphology, Costa Rica, Colombia, Venezuela, Ethiopia, Kenya, Zimbabwe), Hyde et al. 2017b (phylogeny, Brazil), new combinations see Ryvarden 2012c, 2016a (morphology, type study, Brazil), Zmitrovich 2018a (taxonomy).

Udeniomyces Nakase & Takem. 1992, Mrakiaceae, Cystofilobasidiales, Tremellomycetes, sexual morph unknown, four species, type species *U. pyricola* (Stadelmann) Nakase & Takem., yeast, widespread, see Kurtzman et al. 2011 (taxonomy), cultures and sequence data available, see Liu et al. 2015b (taxonomy and phylogeny).

Udeniozyma Q.M. Wang, F.Y. Bai, M. Groenew. & Boekhout 2015, *incertae sedis*, *incertae sedis*, Microbotryomycetes, sexual morph unknown, one species, type species *U. ferulica* (J.P. Samp. & Uden) Q.M. Wang, F.Y. Bai, M. Groenew. & Boekhout, yeast, aquatic, Portugal, cultures and sequence data available, see Wang et al. 2015e (taxonomy, phylogeny).

Ugola Adans. 1763, *incertae sedis*, Agaricales, Agaricomycetes, sexual morph *Asterophora* Ditmar 1809, three species, type species *U. physaroides* (Fr.) Redhead & Seifert, sequence data unavailable, see Kirk et al. 2008.

Uleiella J. Schröt. 1894, Uleiellaceae, Uleiellales, Ustilaginomycetes, two species, type species *U. paradoxa* J. Schröt., plant parasites (young inflorescences) on *Araucaria* spp. (Araucariaceae), Brazil, Chile, see Kirk et al. 2013 (genus accepted), cultures available, sequence data available, see Riess et al. 2016 (taxonomy, phylogeny).

Uncobasidium Hjortstam & Ryvarden 1978, *incertae sedis*, Polyporales, Agaricomycetes, asexual morph unknown, two species, type species *U. luteolum* Hjortstam & Ryvarden, corticioid basidioma, wood-rotting, widespread (Europe, South America), sequence data unavailable, see Gorjón et al. 2012a (new sp., morphology, Patagonian Andes of Argentina), Kirk et al. 2013 (genus accepted).

Uncol Buriticá & P.A. Rodr. 2000, Uncolaceae, Pucciniales, Pucciniomycetes, one species, type species *U. diazii* Buriticá & P.A. Rodr., biotrophic on Pteridophyta (Cyatheaceae), terrestrial, Colombia, see Cummins and Hiratsuka 2003 (excluded from Pucciniales).

Ungulidaedalea B.K. Cui, M.L. Han & Y.C. Dai 2016, Fomitopsidaceae, Polyporales, Agaricomycetes, asexual morph unknown, one species, type species *U. fragilis* (B.K. Cui & M.L. Han) B.K. Cui, M.L. Han & Y.C. Dai, poroid hymenophore, wood-rotting, brown rot, China, sequence data available, see Han et al. 2016a (taxonomy, phylogeny, *Fomitopsis s. l*), Zmitrovich 2018a (taxonomy).

Unilacryma Shirouzu, Tokum. & Oberw. 2013, Unilacrymaceae, Unilacrymales, Dacrymycetes, asexual morph unknown, one species, type species *U. unispora* (L.S. Olive) Shirouzu, Tokum. & Oberw., wood-decaying, Asia (Japan), sequence data available, see Shirouzu et al. 2013b (taxonomy, phylogeny).

Uraecium Arthur 1933, *incertae sedis*, Pucciniales, Pucciniomycetes, twelve species, type species *U. holwayi* (Arthur) Arthur, worldwide, sequence data unavailable, see Kirk et al. 2013 (genus accepted).

Uredinella Couch 1937, Septobasidiaceae, Septobasidiales, Pucciniomycetes, two species, type species *U. coccidiophaga*, worldwide, sequence data available, see Henk and Vilgalys 2007 (phylogeny), Kirk et al. 2013 (genus accepted).

Uredinopsis Magnus 1893, Pucciniastraceae, Pucciniales, Pucciniomycetes, 30 species, type species *U. filicina* (Niessl) Magnus, biotrophic on *Pteridophyta* (Osmundaceae, Polypodiaceae), Pinaceae, terrestrial, worldwide, see Kirk et al. 2013 (genus accepted), sequence data available, see McTaggart et al. 2014 (first record of fern rust in Australia, phylogeny), Aime et al. 2018a (phylogeny, evolution with host, Pucciniales).

Uredo Pers. 1801 (= *Mapea* Pat. 1906, = *Nigredo* (Pers.) Roussel 1806, = *Peridipes* Buriticá & J.F. Hennen 1994, = *Rubigo* (Pers.) Roussel 1806, = *Trichobasis* Lév., in Orbigny 1849, = *Uredo* ** *Nigredo* Pers. 1801), *incertae sedis*, Pucciniales, Pucciniomycetes, asexual morph particularly of *Melampsora* Castagne 1843, *Puccinia* Per. 1974, *Uromyces* (Link) Unger 1833, ca. 600 species, type species *U. betae* Pers., biotrophic on many plant families, terrestrial, worldwide, see Kirk et al. 2013 (genus accepted), sequence data availale, see McTaggart et al. 2016b (phylogeny, Australia), Wang et al. 2015e (phylogeny), new spp. see Yepes and Céspedes 2008 (neotropics), Berndt 2009 (South Africa), Mohanan 2010 (Kerala), de Carvalho and Hennen 2010 (new combinations), Hernández and Cline 2010 (replaced *Uredo spinulosa* Y. Ono, nom. illeg. with *Uredo dioscoreae-doryphorae*), Zhuang and Wei 2011, 2012, 2016 (China), Berndt and Wood 2012 (South Africa).

Uredopeltis Henn. 1908, Phakopsoraceae, Pucciniales, Pucciniomycetes, seven species, type species *U. congensis* Henn., biotrophic on Burseraceae, Euphorbiaceae,

Rubiaceae, Tilliaceae, terrestrial, probably circumglobal in tropics, see Kirk et al. 2013 (genus accepted), new spp. see Mohanan 2010 (Kerala).

Urocystis Rabenh. ex Fuckel 1870, Urocystidaceae, Urocystidales, Ustilaginomycetes, 166 species, type species *U. occulta* (Wallr.) A.A. Fisch. Waldh., plant parasites (leaves, stems, sometimes in flowers, fruits, roots) on dicots and monocots, widespread, see Kirk et al. 2013 (genus accepted), cultures available, sequence data available, Begerow et al. 2014 (taxonomy), Wang et al. 2015c (taxonomy, phylogeny).

Uromyces (Link) Unger 1833, nom. cons., see Art. 14, Pucciniaceae, Pucciniales, Pucciniomycetes, (= *Alveomyces* Bubák 1914, = *Capitularia* Rabenh. 1851, = *Coeomurus* Gray 1821, = *Dichlamys* Syd. & P. Syd. 1920 [1919], = *Groveola* Syd. 1921, = *Haplopyxis* Syd. & P. Syd. 1920 [1919], = *Haplotelium* Syd. 1922, = *Hypodermium* subgen. *Uromyces* Link 1816 [1815], = *Klebahnia* Arthur 1906, = *Nielsenia* Syd. 1921, = *Ontotelium* Syd. 1921, = *Poliotelium* Syd. 1922, = *Puccinella* Fuckel 1860, = *Pucciniola* L. Marchand 1829, = *Teleutospora* Arthur & Bisby 1921, = *Telospora* Arthur 1906, = *Trochodium* Syd. & P. Syd. 1920 [1919], = *Uromycopsis* Arthur 1906), c. 1500 species, type species *U. appendiculatus* (Pers.) Link, see Kirk et al. 2013 (genus accepted), sequence data available, see Chung et al. 2008 (identification with PCR), Link et al. 2014 (genome sequence), Souza et al. 2015 (new combination, molecular analysis, key to *Uromyces* on Loranthaceae), new spp. see Chung et al. 2008 (China), McKenzie 2008 (new combinations, New Zealand), Salazar Yepes and Buriticá Céspedes 2008 (neotropics), Berndt and Baiswar 2009 (India), Thaung 2009 (Burma), Walker and van der Merwe 2009 (Australia), Zhuang and Wei 2011 (China), Berndt 2013a (key to species on Cucurbitaceae), Bahcecioglu 2014 (Turkey), Sánchez and Piepenbring 2014 (key to species on Loranthaceae), Souza et al. 2015 (Brazil).

Uromycladium McAlpine 1905 (= *Macalpinia* Arthur 1906), Pileolariaceae, Pucciniales, Pucciniomycetes, eleven species, type species *U. simplex* McAlpine, biotrophic on Fabaceae (*Acacia*, *Paraserianthes*), gall rust, terrestrial, Australia, South East Asia, South Pacific, New Zealand, see Kirk et al. 2013 (genus accepted), sequence data available, new spp. see Berndt 2010b (Australia), Doungsaard et al. 2015 (molecular analysis, key to genus, South-East Asia).

Uropyxis J. Schröt. 1875 (= *Calliospora* Arthur 1905), Uropyxidaceae, Pucciniales, Pucciniomycetes, 15 species, type species *U. amorphae* (M.A. Curtis) J. Schröt., biotrophic on Bignoniaceae, Cucurbitaceae, Fabaceae, terrestrial, Africa, North, South and Central America, China, sequence data unavailable see Kirk et al. 2013 (genus accepted), Ordoñez and Barnes 2017 (morphology).

Ustacystis Zundel 1945, Urocystidaceae, Urocystidales, Ustilaginomycetes, two species, type species *U. waldsteiniae* (Peck) Zundel, parasitic on *Waldsteinia* (Rosaceae), see Vánky 2009 (*U. waldsteiniae*), sequence data available, see Begerow et al. 2006 (phylogeny).

Ustanciosporium Vánky 1999, Anthracoideaceae, Ustilaginales, Ustilaginomycetes, 22 species, type species *U. rhynchosporae* Vánky, plant parasite (spikelet) on Cyperaceae, widespread, cultures available, see Kirk et al. 2013 (genus accepted), sequence data available, see Piepenbring et al. 1999 (sequences data), Begerow et al. 2014 (taxonomy), Wang et al. 2015c (taxonomy, phylogeny).

Ustilago (Pers.) Roussel 1806, Ustilaginaceae, Ustilaginales, Ustilaginomycetes, 170 species, type species *U. hordei* (Pers.) Lagerh., plant parasites (inflorescence, flowers, leaves) on Poaceae, widespread, saprobic yeast states on plants, see Kirk et al. 2013 (genus accepted), cultures available, sequence data available, see Begerow et al. 2000 (phylogeny), Vánky 2012 (overview), McTaggart et al. 2012a, 2016c (taxonomy).

Ustilentyloma Savile 1964, Ustilentylomataceae, Microbotryales, Microbotryomycetes, four species, type species *U. pleuropogonis* Savile, sequence data available, new combination see Wang et al. 2015e (phylogeny, taxonomy).

Vandasia Velen. 1922, *incertae sedis*, Phallales, Agaricomycetes, asexual morph unknown, one species, type species *V. rosea* Velen., terrestrial, sequence data unavailable, see Kirk et al. 2008.

Vanderbylia D.A. Reid 1973, Polyporaceae, Polyporales, Agaricomycetes, asexual morph unknown, seven species, type species *V. vicina* (Lloyd) D.A. Reid, poroid hymenophore, wood-rotting, white rot, widespread, see Kirk et al. 2013 (genus accepted), sequence data available, see Binder et al. 2013 (phylogeny), Zmitrovich 2018a (taxonomy).

Vankya Ershad 2000, Urocystidaceae, Urocystidales, Ustilaginomycetes, three species, type species *V. ornithogali* (J.C. Schmidt & Kunze) Ershad, plant parasites (leaves) on Liliaceae, North America, Asia, Europe, cultures unavailable, sequence data available, see Begerow et al. 2014 (taxonomy), Wang et al. 2015c (taxonomy, phylogeny).

Vanrija R.T. Moore.1980 (= *Asterotremella* H.J. Prillinger, K. Lopandic, K. Sterflinger, E. Metzger & R. Bauer; = *Asterotremella* Prillinger, Lopandic & Sugita), Trichosporonaceae, Trichosporonales, Tremellomycetes, sexual morph unknown, nine species, type species *V. humicola* (Dasz.) R.T. Moore, yeast, soils, on wood, worldwide, cultures and sequence data available, see Liu et al. 2015b (taxonomy, phylogeny), Takashima et al. 2018 (taxonomy, phylogeny), new spp. see Xi et al. 2019 (China).

Vanromburghia Holterm. 1898, *incertae sedis*, Agaricales, Agaricomycetes, asexual morph unknown, one species, type species *V. silvestris* Holterm., Indonesia, litter decay, sequence data unavailable, see Kirk et al. 2008.

Vararia P. Karst. 1898, Peniophoraceae, Russulales, Agaricomycetes, asexual morph unknown, c. 50 species, type species *V. investiens* (Schwein.) P. Karst., worldwide, wood-decaying, see Karasinski 2010 (Polish resupinate Russulales, key), Kirk et al. 2013 (genus accepted), sequence data available, see Liu and He 2016b (phylogeny, China), new spp. see Samita et al. 2012 (India).

Veloporphyrellus L.D. Gómez & Singer 1984, Boletaceae, Boletales, Agaricomycetes, asexual morph unknown, seven species, type species *V. pantoleucus* L.D. Gómez & Singer, stipitate-pileate, North and Central America, southeastern Asia, Africa, see Kirk et al. 2013 (genus accepted), sequence data available, see Li et al. 2014g (phylogeny), Wu et al. 2016f (taxonomy, China).

Veluticeps (Cooke) Pat. 1894, Gloeophyllaceae, Gloeophyllales, Agaricomycetes, asexual morph unknown, twelve species, type species *V. berkeleyana* Cooke, wood-decaying, cause a brown rot of wood, widespread, see Kirk et al. 2013 (genus accepted), sequence data available, new spp. see He and Li 2013a (China), Yang et al. 2016a (China).

Verrucospora E. Horak 1967, *incertae sedis*, Agaricales, Agaricomycetes, asexual morph unknown, two species, type species *V. verrucispora* (Beeli) E. Horak, Africa, Thailand, see Kirk et al. 2013 (genus accepted), Sysouphanthong et al. 2013b (Thailand), sequence data available, see Matheny et al. 2006 (phylogeny).

Vesiculomyces E. Hagstr. 1977, Peniophoraceae, Russulales, Agaricomycetes, one species, type species *V. citrinus* (Pers.) E. Hagstr., resupinate, wood-rotting, sequence data available, see Larsson and Larsson 2003 (phylogeny), Miller et al. 2006 (phylogeny).

Violaceomyces Albu, Toome & Aime 2015, Violaceomycetaceae, Violaceomycetales, Ustilaginomycetes, one species, type species *V. palustris* S.A. Albu, M. Toome & M.C. Aime, known only from saprobic states, plant material, cultures available, sequence data available, see Albu et al. 2015 (taxonomy).

Vishniacozyma X.Z. Liu, F.Y. Bai, M. Groenew. & Boekhout 2015, Bulleribasidiaceae, Tremellales, Tremellomycetes, sexual and asexual morphs known, eleven species, type species *V. carnescens* (Verona & Luchetti) X.Z. Liu, F.Y. Bai, M. Groenew. & Boekhout, yeast, mycoparasite, yeast morphs on plant material, worldwide, cultures and sequence data available, see Liu et al. 2015b (taxonomy and phylogeny), Yurkov and Kurtzman 2019 (new spp.).

Volvariella Speg. 1898, Pluteaceae, Agaricales, Agaricomycetes, asexual morph unknown, c. 50 species, type species *V. argentina* Speg., worldwide, see Kirk et al. 2013 (genus accepted), sequence data available, see Justo et al. 2011b (phylogeny, Pluteaceae), Vizzini et al. 2011c (phylogeny), Bao et al. 2013 (genome), new spp. see Menolli and Capelari 2008 (Brazil), Seok et al. 2009 (Korea), Justo and Castro 2010a, b (Iberian Peninsula), Senthilarasu et al. 2012 (India), Kaur et al. 2013c (India), Kaur and Singh 2014 (India), Xu et al. 2015b (China), Sá and Wartchow 2016 (Brazil).

Volvocisporium Begerow, R. Bauer & Oberw. 2001, Volvocisporiaceae, Violaceomycetales, Ustilaginomycetes, two species, type species *V. triumfetticola* (M.S. Patil) Begerow, R. Bauer & Oberw., plant parasites (leaves) on Malvacea, India, Namibia, cultures unavailable, sequence data available, see Begerow et al. 2001, 2014 (taxonomy, phylogeny), Wang et al. 2015c (taxonomy, phylogeny).

Volvopluteus Vizzini, Contu & Justo 2011, Pluteaceae, Agaricales, Agaricomycetes, asexual morph unkown, four species, type species *V. gloiocephalus* (DC.) Vizzini, Contu & Justo, Europe, North America, sequence data available, see Justo et al. 2011a (taxonomy, phylogeny).

Vonarxula Q.M. Wang, F.Y. Bai, M. Groenew. & Boekhout 2015, *incertae sedis*, *incertae sedis*, Microbotryomycetes, sexual morph unknown, one species, type species *V. javanica* (Arx & Weijman) Q.M. Wang, F.Y. Bai, M. Groenew. & Boekhout, yeast, plant material, Indonesia, cultures and sequence data available, see Wang et al. 2015e (taxonomy, phylogeny).

Vuilleminia Maire 1902, Vuilleminiaceae, Corticiales, Agaricomycetes, asexual morph unknown, eight species, type species *V. comedens* (Nees) Maire, wood-decaying, widespread, see Kirk et al. 2013 (genus accepted), sequence data available, see Ghobad-Nejhad et al. 2010 (phylogeny), new spp. see Ghobad-Nejhad and Ginns 2012 (North America to East Asia, Siberia, and Finland), Ghobad-Nejhad and Duhem 2014 (France).

Vustinia Kachalkin, Turchetti & Yurkov 2019, Mrakiaceae, Cystofilobasidiales, Tremellomycetes, sexual morph unknown, one species, type species *V. terrae* Kachalkin, Turchetti & Yurkov, yeast, psychrophilic, soil, Eruope, Asia, cultures and sequence data available, see Kachalkin et al. 2019 (description, phylogeny).

Waitea Warcup & P.H.B. Talbot 1962, Corticiaceae, Corticiales, Agaricomycetes, asexual morph as *Rhizoctonia zeae* Voorhees, one species, type species *W. circinata* Warcup & P.H.B. Talbot, saprotroph or plant parasitic, widespread, see Kirk et al. 2013 (genus accepted), Jayawardena et al. 2019 (full notes, phylogeny), sequence data available, Depriest et al. 2005 (phylogeny), Ghobad-Nejhad et al. 2010 (phylogeny).

Wakefieldia Corner & Hawker 1953, Boletaceae, Boletales, Agaricomycetes, asexual morph unknown, two species, type species *W. striaespora* Corner & Hawker,

sequestrate, Europe, Asia, see Kirk et al. 2013 (genus accepted), sequence data available, see Kaounas et al. 2011 (*W. macrospora*, Greece).

Wallemia Johan-Olsen 1887, Wallemiaceae, Wallemiales, Wallemiomycetes, eight speices, type species *W. ichthyophaga* Johan-Olsen, worldwide, food contamination agent, see Zajc and Gunde-Cimerman 2018 (contamination of food), sequence data available, new spp. see Jančič et al. 2015 (*W. sebi* species complex), Díaz-Valderrama et al. 2017 (South America).

Websdanea Vánky 1997, Websdaneaceae, Ustilaginales, Ustilaginomycetes, one species, type species *W. lyginiae* (Websdane, Sivasith., K.W. Dixon & Pate) Vánky, plant parasite on *Lyginia barbata* (Anarthriaceae), Australia, see Kirk et al. 2013 (genus accepted), cultures unavailable, sequence data available, see Begerow et al. 2014 (taxonomy), Wang et al. 2015c (phylogeny, taxonomy).

Wielandomyces Raithelh. 1988, Bolbitiaceae, Agaricales, Agaricomycetes, asexual morph unknown, one species, type species *W. robustus* Raithelh., Europe, sequence data unavailable, see Kirk et al. 2013 (genus accepted).

Woldmaria W.B. Cooke 1961, Niaceae, Agaricales, Agaricomycetes, asexual morph unknown, one species, type species *W. filicina* (Peck) Knudsen, Europe, North America, see Kirk et al. 2013 (genus accepted), sequence data available, see Bodensteiner et al. 2004 (phylogeny).

Wolfiporia Ryvarden & Gilb. 1984, Laetiporaceae, Polyporales, Agaricomycetes, asexual morph *Pachyma* Fr. 1822, six species (needs revision since genus shown to be polyphyletic, see Hussein et al. 2018), type species *W. cocos* (F.A. Wolf) Ryvarden & Gilb., widespread, wood-rotting, sclerotium-forming (*W. cocos*), see Kirk et al. 2013 (genus accepted), Zmitrovich 2018a (taxonomy), sequence data available, see Lindner and Banik 2008 (phylogeny, North America), Floudas et al. 2012 (genome, *W. cocos*), some species edible or medicinal use, see Dai et al. 2009b (medicinal mushrooms, China), see Wang et al. 2013c (Mycology, cultivation, traditional uses, phytochemistry and pharmacology), new spp. see Tibpromma et al. 2017 (phylogeny, China).

Wrightoporia Pouzar 1966, Bondarzewiaceae, Russulales, Agaricomycetes, asexual morph unknown, 32 species, type species *W. lenta* (Overh. & J. Lowe) Pouzar, worldwide, wood-decaying, white rot, see Kirk et al. 2013 (genus accepted), sequence data available, see Chen et al. 2016b (molecular systematics), new sp. see Chen and Yu 2012 (South China), Jang et al. 2013a (South Korea), Chen and Cui 2014a (China).

Wrightoporiopsis Y.C. Dai, Jia J. Chen & B.K. Cui 2015, Hericiaceae, Russulales, Agaricomycetes, asexual morph unknown, five species, type species *W. neotropica* (Ryvarden) Y.C. Dai, Jia J. Chen & B.K. Cui, worldwide, wood-decaying, sequence data available, see Chen et al. 2016b (phylogeny).

Xanthagaricus (Heinem.) Little Flower, Hosag. & T.K. Abraham 1997, Agaricaceae, Agaricales, Agaricomycetes, asexual morph unknown, twelve species, type species *X. flavidorufus* (Berk. & Broome) Little Flower, Hosag. & T.K. Abraham, agaricoid, tropical, see Kirk et al. 2013 (genus accepted), sequence data available, new spp. see Hosen et al. 2017, 2018a (Asia), Hussain et al. 2018a (Pakistan), Kumla et al. 2018 (Thailand), Wang et al. 2018b (China).

Xanthoconium Singer 1944, Boletaceae, Boletales, Agaricomycetes, asexual morph unknown, ten species, type species *X. stramineum* (Murrill) Singer, stipitate-pileate, presumably ectomycorrhizal, North America, Asia, see Kirk et al. 2013 (genus accepted), some species edible, see Bessette et al. 2017 (Eastern North America), sequence data available, see Wu et al. 2016e (China), Liang et al. 2017b (China).

Xanthoporia Murrill 1916, Hymenochaetaceae, Hymenochaetales, Agaricomycetes, asexual morph unknown, three species, type species *X. andersonii* (Ellis & Everh.) Murrill, sequence data available, see Tura et al. 2011 (phylogeny).

Xanthoporus Audet 2010, Steccherinaceae, Polyporales, Agaricomycetes, asexual morph unknown, two species, type species *X. peckianus* (Cooke) Audet, stipitate basidioma, poroid hymenophore, terrestrial, widespread (Europe, North America), see Audet 2010 (taxonomy), sequence data available, see Audet 2010 (phylogeny).

Xenasma Donk 1957, Xenasmataceae, Russulales, Agaricomycetes, asexual morph unknown, 16 species, type species *X. rimicola* (P. Karst.) Donk, two subgenera, *Xenasma* and *Tubulixenasmopsis*, four sections, wood-decaying, worldwide, see Kirk et al. 2013 (genus accepted), sequence data available, see Binder et al. 2005 (phylogeny).

Xenasmatella Oberw. 1965, Xenasmataceae, Russulales, Agaricomycetes, asexual morph unknown, 14 species, type species *X. subflavidogrisea* (Litsch.) Oberw. ex Jülich, wood-decaying, Europe, see Kirk et al. 2013 (genus accepted), sequence data available, see Rosenthal et al. 2017 (ecology, corticioid fungi in North American pinaceous forests), new combination see Duhem et al. 2010.

Xenodochus Schltdl. 1826, Phragmidiaceae, Pucciniales, Pucciniomycetes, two species, type species *X. carbonarius* Schltdl., biotrophic on Rosaceae (*Sanguisorba*), terrestrial, circumboreal, sequence data unavailable, see Kirk et al. 2013 (genus accepted).

Xenolachne D.P. Rogers 1947, *incertae sedis*, Tremellales, Tremellomycetes, asexual morph unknown, two species, type species *X. flagellifera* D.P. Rogers, on wood, North

America, sequence data unavailable, see Kirk et al. 2013 (genus accepted).

Xenosperma Oberw. 1965, Xenasmataceae, Russulales, Agaricomycetes, asexual morph unknown, four species, type species *X. ludibundum* (D.P. Rogers & Liberta) Oberw., wood-decaying, Europe, sequence data unavailable, see Kirk et al. 2013 (genus accepted).

Xenostele Syd. & P. Syd. 1921, Pucciniaceae, Pucciniales, Pucciniomycetes, four species, type species *X. echinacea* (Berk.) Syd. & P. Syd., Asia, sequence data unavailable, see Kirk et al. 2013 (genus accepted).

Xeroceps Audet 2010, *incertae sedis*, Russulales, Agaricomycetes, asexual morph unknown, two species, type species *X. skamania* (Murrill) Audet, two species, worldwide, terrestrial, see Audet et al. 2010 (taxonomy), sequence data available, see Audet 2010.

Xerocomellus Šutara 2008, Boletaceae, Boletales, Agaricomycetes, asexual morph unknown, 17 species, type species *X. chrysenteron* (Bull.) Šutara, stipitate-pileate, ectomycorrhizal, worldwide, edible spp. see Boa 2004 (edible fungi), Šutara 2008 (genus accepted), new spp. see Crous et al. 2016a (Spain), Hernández-Restrepo et al. 2016 (Pakistan), Simonini et al. 2016 (Italy), Wu et al. 2016f (China).

Xerocomus Quél. 1887, Boletaceae, Boletales, Agaricomycetes, asexual morph unknown, c. 120 species, type species *X. subtomentosus* (L.) Quél., stipitate-pileate, ectomycorrhizal, worldwide, edible spp. see Boa 2004 (edible fungi), new spp. South America see De Meijer 2008, Husbands et al. 2013; Asia see Yan et al. 2013, Das et al. 2016, Wu et al. 2016f, Chakraborty et al. 2017a; Australia see Halling et al. 2015, new combinations see Horak 2011, many species in need of revision.

Xerocoprinus Maire 1907, Agaricaceae, Agaricales, Agaricomycetes, asexual morph unknown, one species, type species *X. arenarius* (Pat.) Maire, Africa, sequence data unavailable, see Kirk et al. 2013 (genus accepted), genus in need of revision.

Xeromphalina Kühner & Maire 1934, Mycenaceae, Agaricales, Agaricomycetes, asexual morph unknown, c. 32 species, type species *X. campanella* (Batsch) Kühner & Maire, worldwide, see Antonín and Noordeloos 2004 (Europe), Noordeloos 2012b (key), Kirk et al. 2013 (genus accepted), sequence data available, see Dogan and Karadelev 2009 (Europe), Aldrovandi et al. 2015 (*X. campanella/kauffmanii* complex), new spp. see Esteve-Raventós et al. 2010 (Mediterranean).

Xerotus Fr. 1828, *incertae sedis*, *incertae sedis*, Agaricomycetes, asexual morph unknown, four species, type species *X. afer* Fr., wood-rotting, Africa, sequence data available, see Vu et al. 2019 (sequence data).

Xerula Maire 1933, Physalacriaceae, Agaricales, Agaricomycetes, asexual morph unknown, c. 17 species, type species *X. pudens* (Pers.) Singer, worldwide, see Kirk et al. 2013 (genus accepted), sequence data available, see Petersen 2008a, b (taxonomy, basidiospores, Australia, New Zealand), Wang et al. 2008a (systematic study), Liu et al. 2009 (Thailand), Petersen and Hughes 2010 (monograph).

Xylobolus P. Karst. 1881, Stereaceae, Russulales, Agaricomycetes, asexual morph unknown, nine species, type species *X. frustulatus* (Pers.) P. Karst., worldwide, wood-decaying, see Kirk et al. 2013 (genus accepted), sequence data available, see Larsson and Larsson 2003 (phylogeny).

Xylodon (Pers.) Gray 1821, Schizoporaceae, Hymenochaetales, Agaricomycetes, asexual morph unknown, c. 60 species, type species *X. quercinus* (Pers.) Gray, see Kirk et al. 2013 (genus accepted), sequence data available, see Riebesehl and Langer 2017 (*Hyphodontia s. l.*, new combinations, keys, phylogeny).

Xylophallus (Schltdl.) E. Fisch. 1933, Phallaceae, Phallales, Agaricomycetes, asexual morph unknown, two species, type species *X. xylogenus* (Mont.) E. Fisch., terrestrial, Neotropics, wood-decaying, sequence data available, see Crous et al. 2018b (phylogeny, morphology).

Yamadamyces Q.M. Wang, F.Y. Bai, M. Groenew. & Boekhout 2015, Kriegeriaceae, Kriegeriales, Microbotryomycetes, sexual morph unknown, one species, type species *Y. rosulatus* (Golubev & Scorzetti) Q.M. Wang, F.Y. Bai, M. Groenew. & Boekhout, yeast, psychrophilic, plant material, Europe, cultures and sequence data available, see Wang et al. 2015e (taxonomy and phylogeny).

Yelsemia J. Walker 2001, Melanotaeniaceae, Ustilaginales, Ustilaginomycetes, four species, type species *Y. arthropodii* J. Walker, plant parasites (various plant parts) on Anthericaceae, Byblidaceae, Campanulaceae, Droseraceae, North America, Southeast Asia, Australasia, cultures unavailable, sequence data unavailable, see Begerow et al. 2014 (taxonomy).

Ypsilospora Cummins 1941, Raveneliaceae, Pucciniales, Pucciniomycetes, asexual morph *Uraecium* Arthur 1933, *Uredo* Pers. 1801, three species, type species *Y. baphiae* Cummins, biotrophic on Fabaceae, terrestrial, Africa (Ghana, Ivory Coast, Nigeria, Sierra Leone), Central and South America (Argentina, Brazil, Costa Rica, El Salvador, Guatemala), sequence data unavailable, see Kirk et al. 2013 (genus accepted).

Yuchengia B.K. Cui & K.T. Steffen 2013, Polyporaceae, Polyporales, Agaricomycetes, asexual morph unknown, one species, type species *Y. narymica* (Pilát) B.K. Cui, C.L. Zhao & K.T. Steffen, poroid hymenophore, wood-rotting, white rot, widespread (Asia, Europe, North America), sequence data available, see Zhao et al. 2013b (taxonomy, phylogeny).

Yunchangia L. Guo & B. Xu 2013, Ustilaginaceae, Ustilaginales, Ustilaginomycetes, one species, type species *Y.*

puccinelliae L. Guo & B. Xu, plant parasite (leaves) on *Puccinellia* spp. (Poaceae), China, cultures unavailable, sequence data available, see Guo and Xu 2013 (taxonomy).
Yunzhangia Q.M. Wang, F.Y. Bai, M. Groenew. & Boekhout 2015, *incertae sedis*, *incertae sedis*, Microbotryomycetes, sexual morph unknown, two species, type species *Y. auriculariae* (Nakase) Q.M. Wang, F.Y. Bai, M. Groenew. & Boekhout, yeast, worldwide, cultures and sequence data available, see Wang et al. 2015e, Kachalkin et al. 2019 (taxonomy, phylogeny).
Yurkovia Mašínová, A. Pontes, J.P. Samp. & Baldrian 2016, *incertae sedis*, *incertae sedis*, Microbotryomycetes, sexual morph unknown, one species, type species *Y. mendeliana* Mašínová, A. Pontes, J.P. Samp. & Baldrian, yeast, temperate forest soil, Eruope, cultures and sequence data available, see Mašínová et al. 2017 (taxonomy), Kachalkin et al. 2019 (new spp.).
Zaghouania Pat. 1901 (= *Cystospora* E.J. Butler), Pucciniaceae, Pucciniales, Pucciniomycetes, two species, type species *Z. phillyreae* Pat., biotrophic on Oleaceae, terrestrial, Tunisia, India, sequence data unavailable, see Kirk et al. 2013 (genus accepted).
Zangia Y.C. Li & Zhu L. Yang 2011, Boletaceae, Boletales, Agaricomycetes, asexual morph unknown, six species, type species *Z. roseola* (W.F. Chiu) Y.C. Li & Zhu L. Yang, stipitate-pileate, southern China, sequence data available, see Li et al. 2011b (taxonomy).
Zhuliangomyces Redhead 2019, Amanitaceae, Agaricales, Agaricomycetes, asexual morph unknown, five species, type species *Z. olivaceus* (Zhu L. Yang, Y.Y. Cui & Q. Cai) Redhead, worldwide, sequence data available, see Cui et al. 2018 (taxonomy, phylogeny, Amanitaceae, China), Redhead 2019 (taxonomy).
Zundeliomyces Vánky 1987, Microbotryaceae, Microbotryales, Microbotryomycetes, one species, type species *Z. polygoni* Vánky, sequence data unavailable, see Kirk et al. 2013 (genus accepted).
Zygogloea P. Roberts 1994, *incertae sedis*, *incertae sedis*, Pucciniomycotina, asexual morph unknown, one species, type species *Z. gemellipara* P. Roberts, British Isles, Belgium, Netherlands, sequence data unavailable, see Kirk et al. 2013 (genus accepted).

Discussion

Notes and outline of the Basidiomycota

It is a significant challenge to keep track of names, name changes and synonyms across the whole Basidiomycota. Our work provides an overview of valid, currently used genera of Basidiomycota published so far in a single document. This work would greatly promote the establishment of a robust Basidiomycota taxonomic system by latter updates.

The outline includes 1928 genera with 1263 synonyms. For the 1928 accepted genera, we provided a short note for each genus including information on several sources such as distribution, life mode, important species and sequence data. Sequence data is one of the key aspects in our notes which was supported by citing the most recently (published after 2008) molecular studies or the important past molecular studies (published before 2008). We found that 599 genera in Basidiomycota to lack sequence data in public sequence repositories, which means nearly one third of the genera in Basidiomycota are not included in the molecular systematic study.

According to the latest version of Ainsworth & Bisby's Dictionary of the Fungi (Kirk et al. 2008), there were three subphyla, 16 classes, 52 orders, 177 families, 1589 genera and 31,515 species in Basidiomycota. In this study, the outline updates these numbers to four subphyla, 18 classes, 68 orders, 241 families, 1928 genera and 41,270 species in Basidiomycota. Agaricomycotina (30,788 species) embrace most of the species in Basidiomycota and include three classes, 29 orders, 150 families and 1514 genera. *Russula, Cortinarius* and *Entoloma* are the top three genera in species diversity in Agaricomycotina, and they were estimated to have 3000, 2250 and 1800 species, respectively. Although the high species diversity of Agaricomycotina has largely been discovered in recent years, systematic studies still need to be carried out for very many groups. For example, in Agaricales, nearly one quarter (129/508) of the genera remained with an uncertain familial placement ('*incertae sedis*') whereas in Auriculariales, more than half (26/41) of the genera remain *incertae sedis*. In Russulales, a total of 17 new genera were introduced after 2008, although six are *incertae sedis*. Furthermore, 44 genera are *incertae sedis* in Agaricomycetes. Pucciniomycotina was estimated to comprise 8653 species including 10 classes, 22 orders, 49 families and 270 genera. Pucciniomycetes with 8168 species is the largest group in Pucciniomycotina. Compared with the other three subphyla, Pucciniomycotina has a high diversity especially with respect to higher-level taxa which embraces more than half the classes in Basidiomycota (10 out of 18). The top three genera in species diversity are *Puccinia*, *Uromyces* and *Aecidium* with the estimated species numbers of 3300, 1500 and 800 respectively. Ustilaginomycotina is estimated to have 1805 species which includes four classes, 15 orders, 42 families and 128 genera. Ustilaginomycetes with 1185 species is the largest group in Ustilaginomycotina. Malasseziomycetes and Moniliellomycetes, the only two new classes recognized in the Basidiomycota since 2008, include an estimated 32 species. The top three genera in terms of species numbers

are *Sporisorium, Tilletia* and *Ustilago* with 195, 179 and 170 species, respectively. Wallemiomycotina is a recently recognized subphylum (Zhao et al. 2017c) with 12 species estimated in a single class, two orders and two families.

The phylogeny and divergence times within Agaricomycotina

The phylogenetic relationships between classes in this study (Fig. 1) agree with Hibbett (2006) and Zhao et al. (2017c). The subphylum Agaricomycotina originated at 406 Mya, three classes diverged between 298 to 341 Mya and 25 orders originated between 108 to 259 Mya; these data generally agree with those given by Zhao et al. (2017c—406 Mya for Aagricomycotina, 358–393 Mya for classes and 124–350 Mya for orders). Orders in Agaricomycetes diverged between 108–259 Mya which a relatively older time range when compared to Varga et al. (2019) having divergence times of 71–181 Mya. Hysterangiales and Phallales has more recent divergence times at 108 Mya in this study, while their divergence times were estimated 133 Mya and 159 Mya respectively in Zhao et al. (2017c).

There are 45 monophyletic families, dated with divergence times in a range of 27–178 Mya (Table 1). Noteworthly, in the Agaricales, two familes Hymenogastraceae and Tubariaceae having divergence time of 27 Mya and 54 Mya which are much younger than the other families (70–125 Mya).

The phylogeny and divergence times within Pucciniomycotina

Phylogenetic relationships at class level within subphylum Pucciniomycotina were in general agreement with the seven-gene phylogeny in Wang et al. (2015e) except that two more classes (Atractiellomycetes and Classiculomycetes) were included in this study, and there were different phylogenetic positions for Spiculogloeomycetes, Cystobasidiomycetes and Mixiomycetes between this study and Wang et al. (2015e). Tritirachiomycetes was located in a basal position without statistic support in Pucciniomycotina in Zhao et al. (2017c), while in this study, it was found sister to Agaricostilbomycetes with 0.9 PP support.

The subphylum Pucciniomycotina originated 406 Mya, and the classes originated between 211–383 Mya which generally agrees with Zhao et al. (2017c—406 for Pucciniomycotina and 245–356 Mya for classes). Orders originated between 128 to 244 Mya which also agrees with Zhao et al. (2017c—120–290 Mya). However, the divergence time of Pucciniales (275 Mya) is older than estimated by Zhao et al. (2017c—162 Mya), but it is closer to Aime et al. (2018a—215 Mya). In this study, we dated 16 families from four orders that originated between 42 to 222 Mya (Table 1). The youngest families are Ustilentylomataceae and Microbotryaceae, which originated 42 Mya, while the other families in Pucciniomycotina originated between 71 to 222 Mya. The justification for the separation of Ustilentylomataceae and Microbotryaceae needs further study. Thus, the families in Pucciniomycotina originated 85–222 Mya, and most of the families originated 91–196 Mya.

Some genera in Pucciniomycotina were retained as *incertae sedis*, and the divergence times may provide a clue to resolve those taxonomic problems. For example, *Jianyunia* was sister to Chionosphaeraceae in Agaricostilbales and with the divergence time of 162 Mya, which was similar to the divergence time of most families in this subphylum. Thus, our study suggests that *Jianyunia* is likely to represent a monotypic family, which is similar to the conclusions of Wang et al. (2015e). Similar situations are *Hasegawazyma*, which might be placed in Erythrobasidiaceae (in Erythrobasidiales) with divergence time of 102 Mya; the genera *Cyphobasidium* and *Cyrenella* (in Erythrobasidiales) should be classified in a new family which has the divergence time of 102 Mya; *Sampaiozyma* and *Curvibasidium* (in the Microbotryales) should be included in Leucosporidiaceae with the divergence time of 91 Mya; *Gymnosporangium* (from the Pucciniales), which the telial stage only occurrs on gymnosperms, is in a distinct phylogenetic position with a divergence time of 129 Mya, which might indicate that it should be raised to family level. However, the genera *Melampsora, Hyalopsora* and *Pucciniastrum*, which were included in the families Melampsoraceae and Pucciniastraceae, in this study, the results indicated they might belong to Coleosporiaceae with a divergence time of 133 Mya.

The phylogeny and divergence times within Ustilaginomycotina and Wallemiomycotina

The phylogenetic topology at the class level of Ustilaginomycotina and Wallemiomycotina in this study was almost the same as previous studies (Wang et al. 2015c; Zhao et al. 2017c), especially the relationship within the orders of Ustilaginomycetes which agreed with the four-gene phylogeny of Begerow et al. (2006), the seven-gene phylogeny of Wang et al. (2015c) and the five-gene phylogeny of Riess et al. (2016). The exception is Ceraceosorales, which was at the base of Ustilaginomycetes in this study, but it was in Exobasidiomycetes in the other studies (Wang et al. 2015c; Riess et al. 2016). As in the previous studies (Begerow et al. 2006; Wang et al. 2015c; Zhao et al. 2017c), the class Exobasidiomycetes was polypheletic in this study, but orders Microstromatales,

Tilletiales, Golubeviales, Robbauerales, Georgefischeriales, Doassansiales and Exobasidiales were resolved as monophyletic with high statistical support within Exobasidiomycetes. For Malasseziomycetes and Moniliellomycetes, only one taxon from each class was used in this study. In this study, they were in a weakly-supported sister group relationship. However, their sister group relationship was well-supported in the previous studies (Wang et al. 2014a; Zhao et al. 2017c), or they were not in a sister group relationship (Wang et al. 2015c; Riess et al. 2016). Better taxon sampling and more sequence data are needed in the future studies to verify the phylogenetic position of these two classes in Ustilaginomycotina and to infer their divergence times. At the ordinal level, all the orders were monophyletic with high supports. The family Entylomataceae was not supported in this study, unlike in Wang et al. 2015c.

The subphylum Ustilaginomycotina originated 430 Mya. Ustilaginomycetes orginated at 248 Mya in this study, which generally agrees with data from Zhao et al. (2017c—Ustilaginomycetes originated at 265 Mya) and Kijpornyongpan et al. (2018—Ustilaginomycetes originated at 239 Mya). Orders in Ustilaginomycotina originated between 172–319 Mya with the exception of Doassansiales and Georgefischeriales, which were not dated due to their uncertain phylogenetic position. Doassansiales is sister to Georgefischeriales with a divergence time of 187 Mya in Zhao et al. (2017c), in contrast their sister group relationship was not supported in other studies (Begerow et al. 2006; Wang et al. 2015c; Riess et al. 2016). Exobasidiales was the oldest order of Exobasidiomycetes in this study and Zhao et al. (2017c). With three more families (Brachybasidiaceae, Graphiolaceae and Cryptobasidiaceae) included in this study, Exobasidiales has an older divergence time (319 Mya) than given by Zhao et al. (2017c—265 Mya).

Except for the families in monotypic orders (such as Golubeviaceae and Robbaueraceae), 18 families are well dated in this study, and these families originated between 61–211 Mya. The youngest families are Urocystidaceae and Floromycetaceae which originated at 61 Mya; and Cryptobasidiaceae is the oldest family in Ustilaginomycotina with a divergence time of 211 Mya. Thus, the presently range of divergence times at order and family levels are still large: 172–319 Mya and 79–177 Mya, respectively.

Divergence time and taxa ranking in Basidiomycota

Recognition of taxonomic groups has, to date, mainly been based on phenotype and phylogenetic reconstruction with different ranks being applied in a subjective manner (e.g. Ariyawansa et al. 2014; Phookamsak et al. 2014). Recently, the divergence time was used as an additional criterion and successfully applied in fungal systematics from genus to kingdom level (Zhao et al. 2016f, 2017c; Liu et al. 2017c; Hongsanan et al. 2017; Tedersoo et al. 2018). Thus, the divergence time estimates of certain groups would be useful in the reconstruction of a modern taxonomic systems, especially in complex groups. For Basidiomycota, the divergence time range of most higher taxa (order and above) have been assessed, and these were 406–490 Mya for subphyla, 245–393 Mya for classes and 120–290 Mya for orders (Zhao et al. 2017c). In this study we used a larger dataset, and the results showed that the divergence time range of subphyla were 406–430 Mya, classes were 211–383 Mya and orders were 99–323 Mya, which generally agreed to the previous study (Zhao et al. 2017c).

Furthermore, in this study we investigated the divergence time of families within Basidiomycota. The results indicated that families of Agaricomycotina diverged during 27–178 Mya, Pucciniomycotina diverged during 85–222 Mya and those from Ustilaginomycotina 79–177 Mya. Compared with the divergence time of most families, the Cryptobasidiaceae should be raised to that of order due to its older divergence time compared to most current families. While the families Urocystidaceae, Floromycetaceae, Ustilentylomataceae, Microbotryaceae and Leucosporidiaceae could be combined with other families as they have a quite younger divergence time.

As we had indicated before, this study will provide new clues to resolve the taxonomic problems in the present taxonomic system of Basidiomycota, but the final decision on any groups or problems requires more in-depth studies, which need to add more related samples to get a better phylogenetic topology, including phenotypic examination and other related studies. The divergence times would furthermore provide important information towards a better understanding of the phylogeny and the evolution events of the Basidiomycota.

Acknowledgements Rui-Lin Zhao thanks National Key R&D Program of China (Project No. 2018YFD0400200), the National Natural Science Foundation of China (Project IDs: 31470152, 31360014 and 31970010) and Beijing Innovative Consortium of Agriculture Research System (Project ID:BAIC05-2019). K.D. Hyde thanks the Thailand Research funds for grant RDG6130001 entitled "Impact of climate change on fungal diversity and biogeography in the Greater Mekong Subregion" and Thailand Science Research and Innovation fund for the grant DBG6280009 entitled Macrofungi diversity research from the Lancang-Mekong Watershed and surrounding areas. Armin Mešić and Zdenko Tkalčec are grateful to Croatian Science Foundation for support under the project ForFungiDNA (IP-2018-01-1736). Vladimír Antonín thanks the support provided by the Moravian Museum by the Ministry of Culture of the Czech Republic as part of its long-term conceptual development programme for research institutions [Grant Number DKRVO, Ref. MK000094862].

Tie-Zheng Wei is grateful to National Natural Science Foundation of China (31270072), the Special Funds for the Young Scholars of Taxonomy of the Chinese Academy of Sciences (ZSBR-001) and National Key Basic Research Special Foundation of China (2013FY110400). Arun Kumar Dutta acknowledge support from the Department of Science & Technology (DST), New Delhi, India, in the form of a DST-Inspire Faculty Fellowship (DST/INSPIRE/04/2018/001906, dated 24 July, 2018). I.V. Zmitrovich thanks State task of the V.L. Komarov Botanical Institute of the Russian Academy of Sciences (AAAA-A19-119080990059-1 and RFBR, project 19-04-00024). Guo-Jie Li thanks the National Natural Science Foundation of China (Nos. 30770013, 31500013) and the National Project on Scientific Ground work for Basic Science of the Ministry of Science and Technology (Nos. 2012FY111600 2014FY210400). Alexandre G. S. Silva-Filho thanks to the Coordenação de Aperfeiçoamento de Pessoal de Nível Superior (CAPES-Brazil) for the PhD scholarships. Felipe Wartchow thaks CNPq for providing 'Produtividade em Pesquisa' (Proc. 307922/2014-6 and Proc. 307947/2017-3) grant. Ricardo Valenzuela thanks CONACYT (Project 252934) COFAA and IPN (Project SIP-20195222) the financial support provided for his researches. Alexandre G. S. Silva-Filho thanks to the Coordenação de Aperfeiçoamento de Pessoal de Nível Superior (CAPES-Brazil) for the PhD scholarships. Danny Haelewaters acknowledges the following sources of funding for his All-Taxa Biodiversity Inventory work at the Boston Harbor Islands National Recreation Area (Massachusetts, USA): National Park Service, Boston Harbor Now and New England Botanical Club (2017 Les Mehrhoff Botanical Research Award). Masoomeh Ghobad-Nejhad thanks the support from the Iranian Research Organization for Science and Technology Grant No. 1012196004. The research of Bálint Dima was partly supported by the ELTE Institutional Excellence Program (1783-3/2018/FEKUTSRAT) of the Hungarian Ministry of Human Capacities. P. Brandon Matheny, Thomas W. Kuyper and Dennis E. Dejarden are thanked for their advice in the early version of this work. James Lendemer and Paul Diederich are warmly thanked for their contribution related to the nomenclatural status of the generic names *Bulbilla* and *Adamflakia*.

Open Access This article is distributed under the terms of the Creative Commons Attribution 4.0 International License (http://creativecommons.org/licenses/by/4.0/), which permits unrestricted use, distribution, and reproduction in any medium, provided you give appropriate credit to the original author(s) and the source, provide a link to the Creative Commons license, and indicate if changes were made.

References

Abbasi M, Aime MC (2016) Two new *Puccinia* species on *Melica* (Poaceae) from USA. Mycotaxon 131(1):247–253

Abrahao MC, Gugliotta AD (2012) A new species of *Inonotus* (Hymenochaetaceae) and *Trametes cingulata* (Polyporaceae) newly recorded from Brazil. Mycotaxon 120:35–41

Acharya K (2012) Agaricales of West Bengal, India. I. Clavariaceae: *Clavaria* and *Scytinopogon*. Indian J Appl Pure Biol 27(1):53–58

Adamčík S, Buyck B (2011a) The species of *Russula* subsection *Xerampelinae* described by CH Peck and Miss GS Burlingham. Cryptogam Mycol 32(1):63–82

Adamčík S, Buyck B (2011b) Type-studies in American *Russula* (Russulales, Basidiomycota): species of subsection *Decolorantinae* described by HC Beardslee, GS Burlingham and WA Murrill. Cryptogam Mycol 32(3):323–340

Adamčík S, Buyck B (2012) Type-studies in American *Russula* (Russulales, Basidio-mycota): in and out subsection *Roseinae*. Nova Hedwigia 94(3–4):413–428

Adamčík S, Buyck B (2014) Type studies in *Russula* subsection *nigricantes* from the Eastern United States. Cryptogam Mycol 35(3):293–310

Adamčík S, Looney BP, Birkebak JM, Jančovičová S, Adamčíková K, Marhold K, Matheny PB (2016a) Circumscription of species of *Hodophilus* (Clavariaceae, Agaricales) in North America with naphthalene odours. Botany 94(10):941–956

Adamčík S et al (2016b) A molecular analysis reveals hidden species diversity within the current concept of *Russula maculata* (Russulaceae, Basidiomycota). Phytotaxa 270(2):71–88

Adamčík S et al (2015) Fungal biodiversity profiles 1–10. Cryptogam Mycol 36(2):121–166

Adamčík S, Carteret X, Buyck B (2013) Type studies on some *Russula* species described by C.H. Peck. Cryptogam Mycol 34(4):367–392

Adamčík S, Jančovičová S (2011) *Pseudobaeospora terrayi*, a new species from Slovakia. Sydowia 63(2):131–140

Adamčík S, Jančovičová S (2012) Type studies in *Russula* subsection *Maculatinae*: *R. decipiens* and related taxa as interpreted by H. Romagnesi. Cryptogam Mycol 33(4):411–421

Adamčík S, Jančovičová S, Buyck B (2018) The Russulas described by Charles Horton Peck. Cryptogam Mycol 39(1):3–109

Adamčík S et al (2017a) Circumscription of species in the *Hodophilus foetens* complex (Clavariaceae, Agaricales) in Europe. Mycol Prog 16(1):47–62

Adamčík S et al (2017b) *Hodophilus* (Clavariaceae, Agaricales) species with dark dots on the stipe: more than one species in Europe. Mycol Prog 16(8):811–821

Adamčík S, Mitchell D, Buyck B (2010) *Russula ochrifloridana* sp. nov., a new yellowish fishy *Russula* from Florida and its comparison with *R. grundii*. Cryptogam Mycol 31(4):363–372

Adams GC, Kropp BR (1996) *Athelia arachnoidea*, the sexual state of *Rhizoctonia carotae*, a pathogen of carrot in cold storage. Mycologia 88(3):459–472

Afshan N, Iqbal S, Khalid A, Niazi A (2010a) A new anamorphic rust fungus with a new record of Uredinales from Azad Kashmir, Pakistan. Mycotaxon 112:451–456

Afshan N, Khalid A, Iqbal S, Niazi A, Sultan A (2009) *Puccinia subepidermalis* sp. nov. and new records of rust fungi from Fairy Meadows, Northern Pakistan. Mycotaxon 110(1):173–182

Afshan N, Khalid A, Iqbal S, Niazi A, Sultan A (2010b) *Puccinia anaphalidis-virgatae*, a new species, and a new variety of rust fungi from Fairy Meadows, Northern Pakistan. Mycotaxon 112(1):483–490

Afshan N, Khalid A, Niazi A (2012) Three new *Caeoma* species on *Rosa* spp. from Pakistan. Mycotaxon 120(1):239–246

Afshan NS, Khalid AN, Niazi AR (2010) Three new species of rust fungi from Pakistan. Mycol Prog 9(4):485–490

AI-Habib MN, Holliday JC, Tura D (2014) The Pale Brittle Stem Mushroom, *Psathyrella candolleana* (Higher Basidiomycetes): An Indigenous Medicinal Mushroom New to Iraq. Int J Med Mushrooms 16(6):617–622

Aime M, Bell C, Wilson A (2018a) Deconstructing the evolutionary complexity between rust fungi (Pucciniales) and their plant hosts. Stud Mycol 89:143–152

Aime M et al (2018b) Competing sexual and asexual generic names in Pucciniomycotina and Ustilaginomycotina (Basidiomycota) and recommendations for use. IMA Fungus 9(1):75–89

Aime MC (2006) Toward resolving family-level relationships in rust fungi (Uredinales). Mycoscience 47(3):112–122

Aime MC et al (2006) An overview of the higher level classification of Pucciniomycotina based on combined analyses of nuclear

large and small subunit rDNA sequences. Mycologia 98(6):896–905

Aime MC, Largent DL, Henkel TW, Baroni TJ (2010) The Entolomataceae of the Pakaraima Mountains of Guyana IV: new species of *Calliderma, Paraeccilia* and *Trichopilus*. Mycologia 102(3):633–649

Aime MC, Toome M, McLaughlin DJ (2014) 10 Pucciniomycotina. In: McLaughlin DJ, Spatafora JW (eds) Systematics and evolution. Springer, Berlin, pp 271–294

Aime MC, Urbina H, Liber JA, Bonito G, Oono R (2018c) Two new endophytic *Atractiellomycetes*, *Atractidochium hillariae* and *Proceropycnis hameedii*. Mycologia 110(1):136–146

Ainsworth A, Cannon P, Dentinger B (2013) DNA barcoding and morphological studies reveal two new species of waxcap mushrooms (Hygrophoraceae) in Britain. MycoKeys 7:45–62

Ainsworth A, Ryvarden L (2008) Dichomitus efibulatus nova species. Syn Fung 25:48–52

Ainsworth AM, Douglas B, Suz LM (2018) Big Blue Pinkgills formerly known as *Entoloma bloxamii* in Britain: *E. bloxamii s. str.*, *E. madidum*, *E. ochreoprunuloides* forma hyacinthinum and *E. tromadidum* sp. nov. Field Mycol 19(1):5–14

Ainsworth AM, Parfitt D, Rogers HJ, Boddy L (2010) Cryptic taxa within European species of *Hydnellum* and *Phellodon* revealed by combined molecular and morphological analysis. Fungal Ecol 3(2):65–80

Akata I, Doğan HH (2011) *Pseudocolus fusiformis*, an uncommon stinkhorn new to Turkish mycobiota. Mycotaxon 115(1):259–262

Alam N, Amin R, Khan A, Ara I, Shim MJ, Lee MW, Lee TS (2008) Nutritional analysis of cultivated mushrooms in Bangladesh–*Pleurotus ostreatus*, *Pleurotus sajor-caju*, *Pleurotus florida* and *Calocybe indica*. Mycobiology 36(4):228–232

Alam N, Shim MJ, Lee MW, Shin PG, Yoo YB, Lee TS (2009) Phylogenetic relationship in different commercial strains of *Pleurotus nebrodensis* based on ITS sequence and RAPD. Mycobiology 37(3):183–188

Albee-Scott S (2007) The phylogenetic placement of the Leucogastrales, including *Mycolevis siccigleba* (Cribbeaceae), in the Albatrellaceae using morphological and molecular data. Mycol Res 111(6):653–662

Albu S, Toome M, Aime MC (2015) *Violaceomyces palustris* gen. et sp. nov. and a new monotypic lineage, Violaceomycetales ord. nov. in Ustilaginomycetes. Mycologia 107(6):1193–1204

Aldrovandi MSP, Johnson JE, O'Meara B, Petersen RH, Hughes KW (2015) The *Xeromphalina campanella/kauffmanii* complex: species delineation and biogeographical patterns of speciation. Mycologia 107(6):1270–1284

Alfredo D, Leite A, Braga-Neto R, Baseia I (2012a) Two new *Morganella* species from the Brazilian Amazon rainforest. Mycosphere 3(1):66–71

Alfredo D, Leite A, Braga-Neto R, Cortez V, Baseia I (2012b) *Scleroderma minutisporum*, a new earthball from the Amazon rainforest. Mycosphere 3(3):294–299

Alfredo DdS, Accioly T, Baseia IG (2014a) *Morganella arenicola*, a new species record from North and Northeast Brazil. Turk J Bot 38(3):595–599

Alfredo DdS, Rodrigues ACM, Baseia IG (2014b) *Calvatia nodulata*, a New Gasteroid Fungus from Brazilian Semiarid Region. J Mycol 2014:697602

Alfredo DS, Baseia IG, Accioly T, Silva BD, Moura MP, Marinho P, Martín MP (2017) Revision of species previously reported from Brazil under *Morganella*. Mycol Prog 16(10):965–985

Alfredo DS, Lavor P, Hosaka K, Baseia IG, Martín MP (2015) Rediscovery of *Sclerogaster luteocarneus* (Geastrales, Agaricomycetes): A Forgotten Species. Int J Adv Res Biol Sci 1:30–37

Ali B, Sohail Y, Mumtaz AS, Berndt R (2017) *Phragmidium punjabense*, a new species of rust fungus on *Rosa brunonii* in the outer Himalayan ranges of Murree, Pakistan. Nova Hedwigia 105(3–4):385–396

Ali B, Sohail Y, Toome-Heller M, Mumtaz AS (2016) *Melampsora pakistanica* sp. nov., a new rust fungus on *Euphorbia helioscopia* (Sun spurge) from Pakistan. Mycol Prog 15(12):1285–1292

Aliabadi F, Abbasi M (2012) Four new rust taxa on Asteraceae from Central Alborz, northern Iran. Mycotaxon 122:129–134

Almaliky B, Abidin MZ, Kader J, Wong M (2013) First report of *Marasmiellus palmivorus* causing post-emergence damping off on coconut seedlings in Malaysia. Plant Dis 97(1):143–143

Almeida P, van den Berg C, Góes-Neto A (2014) *Epulorhiza amonilioides* sp. nov.: a new anamorphic species of orchid mycorrhiza from Brazil. Neodiversity 7:1–10

Alvarado P, Manjón JL, Matheny PB, Esteve-Raventós F (2010) *Tubariomyces*, a new genus of Inocybaceae from the Mediterranean region. Mycologia 102(6):1389–1397

Alvarado P et al (2018a) Pseudoclitocybaceae fam. nov. (Agaricales, Tricholomatineae), a new arrangement at family, genus and species level. Fungal Divers 90(1):109–133

Alvarado P, Moreau P-A, Sesli E, Khodja LY, Contu M, Vizzini A (2018b) Phylogenetic studies on *Bonomyces* (Tricholomatineae, Agaricales) and two new combinations from *Clitocybe*. Cryptogam Mycol 39(2):149–168

Alvarado P, Moreno G, Vizzini A, Consiglio G, Manjón JL, Setti L (2015) *Atractosporocybe*, *Leucocybe* and *Rhizocybe*: three new clitocyboid genera in the Tricholomatoid clade (Agaricales) with notes on *Clitocybe* and *Lepista*. Mycologia 107(1):123–136

Alvarez-Manjarrez J, Villegas-Ríos M, Garibay-Orijel R, Contreras-Pacheco M, Kõljalg U (2016) *Tomentella brunneoincrustata*, the first described species of the Pisonieae-associated Neotropical *Tomentella* clade, and phylogenetic analysis of the genus in Mexico. Mycol Prog 15(1):10

Alves CR, Cortez VG (2013a) *Calvatia guzmanii* sp. nov. (Agaricaceae, Basidiomycota) from Paraná State, Brazil. Phytotaxa 85(2):35–40

Alves CR, Cortez VG (2013b) *Morganella sulcatostoma* sp. nov. (Agaricales, Basidiomycota) from Paraná State, Brazil. Nova Hedwigia 96(3–4):409–417

Alves CR, Cortez VG, Silveira R (2017) *Morganella austromontana* sp. nov. from the South Brazilian Plateau. Mycotaxon 132(2):281–287

Amalfi M, Decock C (2013) *Fomitiporia castilloi* sp. nov. and multiple clades around *F. apiahyna* and *F. texana* in Meso-and South America evidenced by multiloci phylogenetic inferences. Mycologia 105(4):873–887

Amalfi M, Decock C (2014) *Fomitiporia expansa*, an undescribed species from French Guiana. Cryptogam Mycol 35(1):73–85

Amalfi M, Raymundo T, Valenzuela R, Decock C (2012) *Fomitiporia cupressicola* sp. nov., a parasite on *Cupressus arizonica*, and additional unnamed clades in the southern USA and northern Mexico, determined by multilocus phylogenetic analyses. Mycologia 104(4):880–893

Amalfi M, Yombiyeni P, Decock C (2010) *Fomitiporia* in sub-Saharan Africa: morphology and multigene phylogenetic analysis support three new species from the *Guineo-Congolian* rainforest. Mycologia 102(6):1303–1317

Amandeep K, Atri N, Munruchi K (2013) Diversity of species of the genus *Bolbitius* (Bolbitiaceae, Agaricales) collected on dung from Punjab, India. Mycosphere 4(6):1053–1064

Amandeep K, Atri N, Munruchi K (2015a) Diversity of species of the genus *Conocybe* (Bolbitiaceae, Agaricales) collected on dung from Punjab, India. Mycosphere 6(1):19–42

Amandeep K, Atri N, Munruchi K (2015b) *Psathyrella* (Psathyrellaceae, Agaricales) species collected on dung from Punjab, India. Curr Res Environ Appl Mycol 5(2):128–137

Ambrosio E (2014) Corticioid fungi (Agaricomycetes, Basidiomycota) of Liguria (NW Italy): first contribution. Boll Mus Ist Biol Univ Genova 76:1–28

Amirmijani A, Khodaparast S, Padasht F, Souhani M (2012) Morphology, pathogenicity and partial sequencing of rDNA region of *Ceratorhiza hydrophila* on rice from Iran. Iran J Plant Pathol 48(3):115–119

Ammirati JF, Parker AD, Matheny PB (2007) *Cleistocybe*, a new genus of Agaricales. Mycoscience 48(5):282–289

Anderson CL, Kubisiak TL, Nelson CD, Smith JA, Davis JM (2010) Genome size variation in the pine fusiform rust pathogen *Cronartium quercuum* f. sp. fusiforme as determined by flow cytometry. Mycologia 102(6):1295–1302

Angelini C, Contu M, Vizzini A (2014) *Tricholosporum caraibicum* (Basidiomycota, Tricholomataceae), a new species from the Dominican Republic. Mycosphere 5(3):430–439

Angelini C, Ortiz-Santana B, Mata G, Billette C, Rojo C, Chen J, Callac P (2018) The genus *Agaricus* in the Caribbean. Nine new taxa mostly based on collections from the Dominican Republic. Phytotaxa 345(3):219–271

Angelini P, Arcangeli A, Bistocchi G, Venanzoni R, Rubini A (2017) *Tricholosporum goniospermum*, genetic diversity and phylogenetic relationship with the Tricholomatineae [formerly tricholomatoid clade]. Sydowia 69:9–18

Antonín V (1999) Notes on the genus *Fayodia* s.l. (Tricholomataceae)-I. Type studies of European *Myxomphalia* species. Mycotaxon 73:325–334

Antonín V (2003) A revision of the type specimens of new species of *Delicatula* (Agaricales, Tricholomataceae) described by Josef Velenovsky. Czech Mycol 55(3/4):205–234

Antonín V (2004) Notes on the genus *Fayodia* (Tricholomataceae). II. Type studies of Europeran species described in the genera *Fayodia* and *Gamundia*. Persoonia 18:341–364

Antonín V (2007) Fungus flora of tropical Africa, volume 1: monograph of *Marasmius*, *Gloiocephala*, *Palaeocephala* and *Setulipes* in tropical Africa. National Botanic Garden, Meise

Antonín V (2012) *Chaetocalathus* and *Crinipellis* (Basidiomycota, Marasmiaceae) in tropical Africa: taxonomic and nomenclatural novelties. Cryptogam Mycol 33(4):395–410

Antonín V (2013) Supplements to the monograph of tropical African species of *Marasmius* (Basidiomycota, Marasmiaceae). Cryptogam Mycol 34(2):113–135

Antonín V, Borovička J, Holec J, Piltaver A, Kolařík M (2019) Taxonomic update of *Clitocybula* sensu lato with a new generic classification. Fungal Biol 123(6):431–447

Antonín V, de Kesel A (2012) *Crinipellis beninensis* (Basidiomycota, Marasmiaceae), a new species from Benin (tropical Africa). Czech Mycol 64(2):175–180

Antonín V, Ďuriška O, Gafforov Y, Jančovičová S, Para R, Tomšovský M (2017a) Molecular phylogenetics and taxonomy in *Melanoleuca exscissa* group,(Tricholomataceae, Basidiomycota) and the description of *M. griseobrunnea* sp. nov. Plant Syst Evol 303(9):1181–1198

Antonín V, Ďuriška O, Jančovičová S, Tomšovský M (2015a) Identity of *Agaricus brevipes* Bull. (*Melanoleuca brevipes*, Tricholomataceae, Basidiomycota). Mycol Prog 14:107

Antonín V, Hofstetter V, Ryoo R, Ka K-H, Buyck B (2017b) New *Cantharellus* species from the Republic of Korea. Mycol Prog 16(8):753–759

Antonín V, Kramoliš J, Tomšovský M (2012a) Two collections of albinotic forms of *Tubaria* (Basidiomycota, Agaricales, Inocybaceae). Czech Mycol 64(2):197–208

Antonín V, Legon NW (2008) *Gymnopus obscuroides* (Agaricomycetes, Omphalotaceae), a new species of sect. *Levipedes* from England. Czech Mycol 60(1):13–19

Antonín V, Noordeloos ME (2004) A monograph of the *genera Hemimycena*, *Delicatula*, *Fayodia*, *Gamundia*, *Myxomphalia*, *Resinomycena*, *Rickenella*, and *Xeromphalina* (Tribus *Mycenae* sensu Singer, *Mycena* excluded) in Europe. IHW-Verlag, Eching

Antonín V, Noordeloos ME (2010) A monograph of marasmioid and collybioid fungi in Europe: with 131 figures and 130 coloured plates. IHW-Verlag, Eching

Antonín V, Polčák J, Tomšovský M (2009) *Hypholoma tuberosum*, a new representative of the Czech and Central-European mycobiota. Mycotaxon 108(1):41–47

Antonín V et al (2014a) *Melanoleuca juliannae* (Basidiomycota, Tricholomataceae), a new species from subgen. *Urticocystis*. Phytotaxa 170(1):13–23

Antonín V, Ryoo R, Ka H-K, Sou H-D (2014b) Three new species of *Crinipellis* and one new variety of *Moniliophthora* (Basidiomycota, Marasmiaceae) described from the Republic of Korea. Phytotaxa 170(2):86–102

Antonín V, Ryoo R, Ka K-H (2014c) Marasmioid and gymnopoid fungi of the Republic of Korea. 7. *Gymnopus* sect. *Androsacei*. Mycol Prog 13(3):703–718

Antonín V, Ryoo R, Ka K-H, Shin H-D (2012b) Marasmioid and gymnopoid fungi of the Republic of Korea. 5. *Marasmius* sect. *Hygrometrici*. Mycotaxon 119:405–411

Antonín V, Ryoo R, Shin H-D (2008) *Gerronema nemorale* (Basidiomycota, Agaricomycetes): anatomic-morphological, cultivational, enzymatic and molecular characteristics and its first records in the Republic of Korea. Czech Mycol 60:197–212

Antonín V, Ryoo R, Shin HD (2010a) Marasmioid and gymnopoid fungi of the Republic of Korea. 3. Two new taxa of *Marasmius* sect. *Sicci* with caulocystidia and/or setae. Mycotaxon 111:369–377

Antonín V, Ryoo R, Shin H-D (2010b) Two new marasmielloid fungi widely distributed in the Republic of Korea. Mycotaxon 112(1):189–199

Antonín V, Ryoo R, Shin H-D (2010c) Marasmioid and gymnopoid fungi of the Republic of Korea. 2. *Marasmius* sect. *Globulares*. Persoonia 24:49–59

Antonín V, Ryoo R, Shin H-D (2012c) Marasmioid and gymnopoid fungi of the Republic of Korea. 4. *Marasmius* sect. *Sicci*. Mycol Prog 11(3):615–638

Antonín V, Sedlák P, Tomšovský M (2013) Taxonomy and phylogeny of European *Gymnopus* subsection *levipedes* (Basidiomycota, Omphalotaceae). Persoonia 31:179–187

Antonín V, Testoni A, Tomšovský M (2015b) *Crinipellis mezzanensis*, a new species from Italy. Czech Mycol 67(1):23–27

Antonín V, Vizzini A, Ercole E, Leonardi M (2015c) *Strobilomyces pteroreticulosporus* (Boletales), a new species of the *S. strobilaceus* complex from the Republic of Korea and remarks on the variability of *S. confusus*. Phytotaxa 219(1):78–86

Antropova A, Bilanenko E, Mokeeva V, Chekunova L, Kachalkin A, Shtaer O, Kamzolkina O (2014) Report of *Quambalaria cyanescens* in association with the birch (*Betula pendula*). Microbiology 83(5):690–698

Arauzo S (2011) Estudios en el género *Pseudobaeospora*. Revista Micológica Errotari 8:135–158

Aravindakshan D, Manimohan P (2012) A new species of *Mycena* sect. *Polyadelphia* from southern India. Mycosphere 3(2):241–244

Aravindakshan D, Manimohan P (2013a) A new section and two new species of *Mycena*. Mycosphere 4(5):930–935

Aravindakshan D, Manimohan P (2013b) *Mycena* sect. *Galactopoda*: two new species, a key to the known species and a note on the circumscription of the section. Mycosphere 4(4):653–659

Aravindakshan D, Manimohan P (2013c) A new species of *Mycena* sect. *Exornatae* and some taxonomic observations. Mycosphere 4(1):146–150

Aravindakshan D, Manimohan P (2014) Three new species of *Mycena* sect. *Longisetae*. Mycosphere 5(2):290–297

Aravindakshan DM, Manimohan P (2011) *Mycena* sect. *Longisetae*: a new species, a new name, and an addition. Mycotaxon 117(1):239–246

Argüelles-Moyao A, Garibay-Orijel R, Márquez-Valdelamar LM, Arellano-Torres E (2017) *Clavulina-Membranomyces* is the most important lineage within the highly diverse ectomycorrhizal fungal community of Abies religiosa. Mycorrhiza 27(1):53–65

Ariyawansa HA et al (2015) Fungal diversity notes 111–252—taxonomic and phylogenetic contributions to fungal taxa. Fungal Divers 75(1):27–274

Ariyawansa HA et al (2014) A molecular phylogenetic reappraisal of the Didymosphaeriaceae (= Montagnulaceae). Fungal Divers 68(1):69–104

Aronsen A (2009) *Mycena cretata*-a new member of section *Fragilipedes* from southern Norway. Österr Z Pilzk 18:69–75

Aronsen A, Perry BA (2012) *Mycena guldeniana*—a new alpine species from Norway. Mycotaxon 118(1):187–195

Arora D (2008) California porcini: three new taxa, observations on their harvest, and the tragedy of no commons. Econ Bot 62(3):356

Arora D, Dunham SM (2008) A new, commercially valuable chanterelle species, *Cantharellus californicus* sp. nov., associated with live oak in California, USA. Econ Bot 62(3):376

Arora D, Frank J (2014a) *Boletus rubriceps*, a new species of porcini from the southwestern USA. N Am Fungi 9:1–11

Arora D, Frank JL (2014b) Clarifying the butter Boletes: a new genus, *Butyriboletus*, is established to accommodate *Boletus* sect. *Appendiculati*, and six new species are described. Mycologia 106(3):464–480

Arora D, Nguyen N (2014) A new species of Russula, subgenus Compactae from California. N Am Fungi 9:1–7

Arun Kumar T, Manimohan P (2009a) The genera *Leucoagaricus* and *Leucocoprinus* (Agaricales, Basidiomycota) in Kerala State, India. Mycotaxon 108(1):385–428

Arun Kumar T, Manimohan P (2009b) The genus *Lepiota* (Agaricales, Basidiomycota) in Kerala State, India. Mycotaxon 107(1):105–138

Assyov B et al (2015) Nomenclatural novelties. Index Fungorum 243:1–1

Atri NS, Kumari B, Upadhyay RC (2014) *Chlorolepiota brunneotincta*: a new species (Agaricaceae) from India. Turk J Bot 38(2):370–374

Audet S (2010) Essai de découpage systématique du genre *Scutiger* (Basidiomycota): *Albatrellopsis*, *Albatrellus*, *Polyporoletus*, *Scutiger* et description de six nouveaux genres. Mycotaxon 111(1):431–464

Audet S (2017a) Mushrooms nomenclatural novelties. 3:1–1

Audet S (2017b) Mushrooms nomenclatural novelties. 2:1–1

Audet S (2017c) Mushrooms nomenclatural novelties no. 10

Audet S (2017d) Mushrooms nomenclatural novelties. 1:1–1

Audet S, Luther BS (2016) *Neoalbatrellus subcaeruleoporus* sp. nov.(Scutigeraceae) from western North America. Mycotaxon 130(4):1191–1202

Avin FA, Bhassu S, Shin TY, Sabaratnam V (2012) Molecular classification and phylogenetic relationships of selected edible Basidiomycetes species. Mol Biol Rep 39(7):7355–7364

Ayodele S, Okhuoya J (2009) Nutritional and phytochemical evaluation of cultivated *Psathyrella atroumbonata* Pegler, a Nigerian edible mushroom. S Afr J Sci 105(3–4):158–160

Azbukina Z, Gjærum H (2008) New taxon from east Asia *Aecidium lythri* var. asiaticum (Uredinales). Miklogia i Fitopatologia 42(6):516–519

Babos M, Halász K, Zagyva T, Zöld-Balogh Á, Szegő D, Bratek Z (2011) Preliminary notes on dual relevance of ITS sequences and pigments in *Hygrocybe* taxonomy. Persoonia 26:99–107

Baby S, Johnson AJ, Govindan B (2015) Secondary metabolites from Ganoderma. Phytochemistry 114:66–101

Back C-G, Nam G-Y, Lee S-Y, Jung H-Y (2014) Outbreak of Rust Caused by *Coleosporium asterum* on *Solidago virgaurea* var. *gigantea* in Ulleung-do. Mycobiology 42(1):79–81

Badou SA (2018) Two new African siblings of *Pulveroboletus ravenelii* (Boletaceae). MycoKeys 43:115–130

Badouin H et al (2015) Chaos of rearrangements in the mating-type chromosomes of the anther-smut fungus *Microbotryum lychnidis-dioicae*. Genetics 200(4):1275–1284

Bahcecioglu Z (2014) A new species of *Uromyces* from Turkey. Mycotaxon 129(1):21–23

Bahram M, Põlme S, Kõljalg U, Zarre S, Tedersoo L (2012) Regional and local patterns of ectomycorrhizal fungal diversity and community structure along an altitudinal gradient in the Hyrcanian forests of northern Iran. New Phytol 193(2):465–473

Bai F, Liu Y, Li N, Yao S, Li N, Wang W, Cheng C (2016) *Microsporomyces hainanensis* sp. nov., isolated from Hybrid Rice (*Oryza sativa* L.) Seeds. Curr Microbiol 73(4):569–573

Baird R, Wallace LE, Baker G, Scruggs M (2013a) Stipitate hydnoid fungi of the temperate southeastern United States. Fungal Divers 62(1):41–114

Baird RE, Wallace LE, Baker G (2013b) Stipitate hydnums of the southern United States 1: *Phellodon mississippiensis* sp. nov. Mycotaxon 123(1):183–191

Baiswar P, Chandra S, Kumar R (2008) First report of rust caused by *Coleosporium plumeriae* on *Plumeria alba* in India. Plant Pathol 57(4):787–787

Baiswar P, Ngachan S, Chandra S (2014) Identification of *Nyssopsora thwaitesii* on *Schefflera* in northeast India. Australas Plant Dis Notes 9:124

Balandaykin ME, Zmitrovich IV (2015) Review on Chaga medicinal mushroom, *Inonotus obliquus* (Higher Basidiomycetes): realm of medicinal applications and approaches on estimating its resource potential. Int J Med Mushrooms 17(2):95–104

Balasundaram SV, Engh IB, Skrede I, Kauserud H (2015) How many DNA markers are needed to reveal cryptic fungal species? Fungal Biol 119(10):940–945

Baltazar JM, Ryvarden L, Gibertoni TB (2010) The genus *Coltricia* in Brazil: new records and two new species. Mycologia 102:1253–1262

Baltazar JM, Da Silveira RMB, Rajchenberg M (2016) Type studies of J. Rick's corticioid homobasidiomycetes (Agaricomycetes, Basidiomycota) housed in the *Herbarium* Anchieta (PACA). Phytotaxa 255(2):101–132

Baltazar JM, Gibertoni TB (2010) New combinations in *Phellinus* s.l. and *Inonotus* s.l. Mycotaxon 111(1):205–208

Baltazar JM, Gorjón SP, Pildain MB, Rajchenberg M, da Silveira RMB (2015) *Acanthocorticium brueggemannii*, a new corticioid genus and species related to cyphelloid fungi in the euagarics clade (Agaricales, Basidiomycota). Botany 93(8):453–463

Baltazar JM, Pildain MB, Gorjón SP, da Silveira RMB, Rajchenberg M (2014a) Phylogenetic relationships of *Hydnum peroxydatum* support the synonymy of Hydnochaete with Hymenochaete (Hymenochaetaceae, Agaricomycetes). Mycologia 106(2):323–327

Baltazar JM, Ryvarden L, Gibertoni TB (2014b) *Diplomitoporus* (Polyporales, Basidiomycota) in Brazil revisited. Mycol Prog 13(2):313–319

Baltazar JM, Silveira RMBd (2012) A new name for a *Coltricia* (Basidiomycota) from India. Mycotaxon 119(1):385–389

Bandala V, Esteve-Raventós F, Montoya L (2008a) Two remarkable brown-spored agarics from Spain: *Simocybe parvispora* sp. nov. and *Crepidotus ibericus* comb. nov. Sydowia 60(2):181–196

Bandala V, Montoya L, Mata M (2008b) New species and records of *Crepidotus* from Costa Rica and Mexico. Fungal Divers 3:29–29

Bandala VM, Montoya L (2015) *Galerella xalapensis* sp. nov. found in an urban green area in Xalapa, Veracruz, Mexico. Mycotaxon 129(2):421–427

Bandala VM, Montoya L, Villegas R (2012a) *Tremelloscypha gelatinosa* (Sebacinales) from tropical deciduous *Gymnopodium* forests in southern Mexico. Mycotaxon 118(1):147–157

Bandala VM, Montoya L, Villegas R, Cabrera TG, Gutiérrez MdJ, Acero T (2014) "Nangañaña" (*Tremelloscypha gelatinosa*, Sebacinaceae), hongo silvestre comestible del bosque tropical deciduo en la depresión central de Chiapas, México. Acta Botanica Mexicana 106:149–159

Bandala VM, Ryoo R, Montoya L, Ka K-H (2012b) New species and new records of *Crinipellis* from tropical and subtropical forests of the east coast of Mexico. Mycologia 104(3):733–745

Bandara AR, Chen J, Karunarathna S, Hyde KD, Kakumyan P (2015a) *Auricularia thailandica* sp. nov. (Auriculariaceae, Auriculariales) a widely distributed species from Southeastern Asia. Phytotaxa 208(2):147–156

Bandara AR, Karunarathna SC, Phillips AJ, Mortimer PE, Xu J, Kakumyan P, Hyde KD (2017) Diversity of *Auricularia* (Auriculariaceae, Auriculariales) in Thailand. Phytotaxa 292(1):19–34

Bandara AR, Rapior S, Bhat DJ, Kakumyan P, Chamyuang S, Xu J, Hyde KD (2015b) *Polyporus umbellatus*, an edible-medicinal cultivated mushroom with multiple developed health-care products as food, medicine and cosmetics: a review. Cryptogam Mycol 36(1):3–42

Bandini D, Christan J, Eberhardt U, Ploch S, Tahir A, Oertel B, Thines M (2017) *Inocybe sphagnophila* sp. nov., eine neue Art der höckersporigen Untersektion Napipedinae der Gattung *Inocybe* (Agaricales). Mycologia Bavarica 18:11–34

Bandini D et al (2019) Revision of some central European species of *Inocybe* (Fr.: Fr.) Fr. subgenus *Inocybe*, with the description of five new species. Mycol Prog 18(1–2):247–294

Bandoni R, Krug J, Ginns J (2002) On some *Colacogloea* species from Canada. Czech Mycol 54(1–2):31–43

Banik MT, Lindner DL, Ortiz-Santana B, Lodge DJ (2012) A new species of *Laetiporus* (Basidiomycota, Polyporales) from the Caribbean basin. Kurtziana 37:15–21

Bao D et al (2013) Sequencing and comparative analysis of the straw mushroom (*Volvariella volvacea*) genome. PLoS ONE 8(3):e58294

Barbosa CS et al (2018) Genome sequence and effectorome of *Moniliophthora perniciosa* and *Moniliophthora roreri* subpopulations. BMC Genomics 19(1):509

Baric S, Lindner L, Marschall K, Dalla Via J (2010) Haplotype diversity of *Tilletiopsis* spp. causing white haze in apple orchards in Northern Italy. Plant Pathol 59(3):535–541

Baroni T, Bocsusis N, Lodge D, Lindner D (2008) A new species of *Pleurocollybia* (Tricholomataceae; Agaricales; Basidiomycetes) from Belize. Mycotaxon 103:353–363

Baroni TJ, Cifuentes J, Santana BO, Cappello S (2015) A new species of *Phlebopus* (Boletales, Basidiomycota) from Mexico. N Am Fungi 10:1–13

Baroni TJ, Franco-Molano AE, Lodge DJ, Lindner DL, Horak E, Hofstetter V (2007) *Arthromyces* and *Blastosporella*, two new genera of conidia-producing lyophylloid agarics (Agaricales, Basidiomycota) from the neotropics. Mycol Res 111(5):572–580

Baroni TJ, Hofstetter V, Largent DL, Vilgalys R (2011) *Entocybe* is proposed as a new genus in the Entolomataceae (Agaricomycetes, Basidiomycota) based on morphological and molecular evidence. N Am Fungi 6:1–19

Baroni TJ, Kropp BR, Evenson VS, Wilhelm M (2014) *Cercopemyces crocodilinus*, a new genus and species related to *Ripartitella*, is described from North America. Mycologia 106(4):785–796

Baroni TJ, Lamoureux Y (2013) A new species of *Entocybe* (Entolomataceae, Agaricomycetes) from Québec. Canada. Mycotaxon 123(1):353–361

Baroni TJ, Matheny PB (2011) A re-evaluation of gasteroid and cyphelloid species of Entolomataceae from eastern North America. Harv Pap Bot 16(2):293–310

Barrasa JM, Esteve-Raventós F, Dähncke RM (2006) *Clitocybula canariensis* (Tricholomataceae), a new brown-rot fungus from the Canary Islands (Spain). Fungal Divers 22:1–11

Barrasa JM, Esteve-Raventós F, Rico VJ (2009) *Lichenomphalia meridionalis* comb. nov., a common and frequently misidentified species in south-western Europe. The Lichenologist 41(2):203–207

Barseghyan GS, Kosakyan A, Isikhuemhe O, Didukh M, Wasser SP (2012) Phylogenetic analysis within Genera *Morchella* (Ascomycota, Pezizales) and *Macrolepiota* (Basidiomycota, Agaricales) Inferred from nrDNA ITS and EF-1a Sequences. Systematics and evolution of fungi Jersey. Science Publishers, New Delhi, pp 159–205

Baseia IG et al (2016) Discovery or extinction of new *Scleroderma* species in Amazonia? PLoS ONE 11(12):e0167879

Basiewicz M, Weiß M, Kogel K-H, Langen G, Zorn H, Zuccaro A (2012) Molecular and phenotypic characterization of *Sebacina vermifera* strains associated with orchids, and the description of *Piriformospora williamsii* sp. nov. Fungal Biol 116(2):204–213

Basso MT (1999) *Lactarius* Pers. Fungi Europaei, vol. 7, Mykoflora, Alassio

Bates S, Roberson R, Desjardin D (2009) Arizona gasteroid fungi I: Lycoperdaceae (Agaricales, Basidiomycota). Fungal Divers 37:153–207

Bates ST, Chapman RM, Islam MB, Schwabe A, Wardenaar EC, Evenson VS (2016) Phylogenetic placement of the secotioid fungus *Araneosa columellata* within *Agaricus*. Mycotaxon 131(1):103–110

Battistin E, Deng WQ, Li T-H, Gelardi M (2014) A new species of *Entoloma* s.l. (Agaricales) from Nan'ao Island, south-eastern China. Sydowia 66(2):257–264

Bau TS (2009) Strophariaceae of China (IV) Psilocybe. J Fungal Res 1(7):14–36

Bau T, Bao H, Li Y (2014) A revised checklist of poisonous mushrooms in China. Mycosystema 33(3):517–548

Bau T, Fan Y-G (2018) Three new species of *Inocybe* sect. *Rimosae* from China. Mycosystema 37(6):693–702

Bau T, Liu Y (2013) A new species of *Gautieria* from China. Mycotaxon 123(1):289–292

Bauer R, Begerow D, Nagler A, Oberwinkler F (2001a) The Georgefischeriales: a phylogenetic hypothesis. Mycol Res 105(4):416–424

Bauer R, Begerow D, Sampaio JP, Weiβ M, Oberwinkler F (2006) The simple-septate basidiomycetes: a synopsis. Mycol Prog 5(1):41–66

Bauer R, Metzler B, Begerow D, Oberwinkler F (2009) *Cystobasidiopsis nirenbergiae*, a new agaricostilbomycete (Pucciniomycotina). Mycol Res 113(9):960–966

Bauer R, Oberwinkler F, Piepenbring M, Berbee M (2001b) Ustilaginomycetes. In: McLaughlin D, McLaughlin E, Lemke P (eds) Systematics and evolution. The mycota part B, vol 7. Springer, Berlin, pp 57–83

Bautista-Nava E, Moreno-Fuentes Á (2009) First record of the edibility of *Calostoma cinnabarina* Desv (Sclerodermatales). Rev Mex Biodivers 80(2):561–564

Bazzicalupo AL, Buyck B, Saar I, Vauras J, Carmean D, Berbee ML (2017) Troubles with mycorrhizal mushroom identification where morphological differentiation lags behind barcode sequence divergence. Taxon 66(4):791–810

Beenken L (2014) Pucciniales on *Annona* (Annonaceae) with special focus on the genus *Phakopsora*. Mycol Prog 13(3):791–809

Beenken L (2017) *Austropuccinia*: a new genus name for the myrtle rust *Puccinia psidii* placed within the redefined family Sphaerophragmiaceae (Pucciniales). Phytotaxa 297(1):53–61

Beenken L, Berndt R (2010) Rust fungi on Annonaceae: the genus *Sphaerophragmium*. Mycologia 102(3):650–663

Beenken L, Wood AR (2015) *Puccorchidium* and *Sphenorchidium*, two new genera of Pucciniales on Annonaceae related to *Puccinia psidii* and the genus *Dasyspora*. Mycol Prog 14(7):49

Beenken L, Zoller S, Berndt R (2012) Rust fungi on Annonaceae II: the genus *Dasyspora* Berk. & MA Curtis. Mycologia 104(3):659–681

Begerow D, Bauer R, Boekhout T (2000) Phylogenetic placements of ustilaginomycetous anamorphs as deduced from nuclear LSU rDNA sequences. Mycol Res 104(1):53–60

Begerow D, Bauer R, Oberwinkler F (1997) Phylogenetic studies on nuclear large subunit ribosomal DNA sequences of smut fungi and related taxa. Can J Bot 75(12):2045–2056

Begerow D, Bauer R, Oberwinkler F (2001) *Muribasidiospora*: Microstromatales or Exobasidiales? Mycol Res 105(7):798–810

Begerow D, Bauer R, Oberwinkler F (2002) The Exobasidiales: an evolutionary hypothesis. Mycol Prog 1(2):187–199

Begerow D, Schäfer A, Kellner R, Yurkov A, Kemler M, Oberwinkler F, Bauer R (2014) 11 Ustilaginomycotina 0 Ustilaginomycotina. Syst Evol. https://doi.org/10.1007/978-3-642-55318-9_11

Begerow D, Stoll M, Bauer R (2006) A phylogenetic hypothesis of Ustilaginomycotina based on multiple gene analyses and morphological data. Mycologia 98(6):906–916

Beguin H, Pyck N, Detandt M (2012) *Tritirachium*, a hyphomycetous genus belonging to the Basidiomycota. Nova Hedwigia 94(1):139–152

Beker H, Eberhardt U, Vesterholt J (2016) *Hebeloma* (Fr.) P. Kumm. Fungi Europaei. Edizioni Tecnografica, Lomazzo

Bellanger J-M, Moreau P-A, Corriol G, Bidaud A, Chalange R, Dudova Z, Richard F (2015) Plunging hands into the mushroom jar: a phylogenetic framework for Lyophyllaceae (Agaricales, Basidiomycota). Genetica 143(2):169–194

Berbee ML, Wong EY, Tsui CK (2016) Phylogenetic evidence places the coralloid jelly fungus *Tremellodendropsis tuberosa* (Tremellodendropsidales) among early diverging Agaricomycetes. Mycol Prog 15(9):939–946

Bergemann SE, Largent DL, Abell-Davis SE (2013) *Entocybe haastii* from Watagans National Park, New South Wales, Australia. Mycotaxon 126(1):61–70

Bergeron M-J, Hamelin R, Leal I, Davis C, De Groot P (2008) First report of *Amylostereum areolatum*, the fungal symbiont of *Sirex noctilio*, on *Pinus* spp. Canada. Plant Dis 92(7):1138–1138

Bernard D, Schultheis B (2011) *Bourdotiella complicata* gen. et sp. nov. de France. Cryptogam Mycol 32(4):391–401

Berndt R (2008a) The rust fungi (Uredinales) on ferns in South Africa. Mycol Prog 7(1):7–19

Berndt R (2008b) *Chaconia hennenii*, a new holomorph species for *Uredo maclurae* and *Uredo celtidis* (Uredinales). Mycoscience 49(5):321–325

Berndt R (2009) New species of rust fungi (Uredinales) from South Africa and new observations on known species. Mycol Prog 8(2):99

Berndt R (2010a) *Uromycladium naracoortensis*, a new species of rust fungi (Uredinales) from Australia, with new observations on described *Uromycladium* species. Pol Bot J 55(2):299–308

Berndt R (2010b) The *Puccinia* species of *Berkheya* (Asteraceae) with description of four new species from South Africa. Mycologia 102(6):1437–1449

Berndt R (2011) Taxonomic revision of *Endoraecium digitatum* (rust fungi, Uredinales) with description of four new species from Australia and Hawaii. Mycol Prog 10(4):497–517

Berndt R (2013a) Revision of the rust genus *Uromyces* on Cucurbitaceae. Mycologia 105(3):760–780

Berndt R (2013b) First catalogue of the rust fungi of French Guiana, northern South America. Mycol Prog 12(2):193–211

Berndt R (2017) Studies of *Cionothrix* (Uredinales): emendation, telial morphology and description of a new species. Nova Hedwigia 105(3–4):511–518

Berndt R, Baiswar P (2009) *Uromyces umiamensis*, a new rust species on *Momordica cochinchinensis* in India. Mycol Prog 8(2):83–86

Berndt R, Beenken L (2013) *Chaconia heliconiae* and *C. clusiae* sp. novae from French Guiana with notes on the genus *Chaconia* (Uredinales/Pucciniales) in the neotropics. Mycol Prog 12(2):397–401

Berndt R, Freire F, Piątek M, Wood AR (2008) New species of *Phakopsora* (Basidiomycota, Uredinales) from Cameroon, South Africa and Brazil. Sydowia 60(1):15–24

Berndt R, Wood AR (2012) Additions to the rust fungi of South Africa. Mycol Prog 11(2):483–497

Bernicchia A, Goijon S (2010) Corticiaceae s.l. 12. Fungi Europaei. Candusso Edizioni, Alassio

Bernicchia A, Gorjón SP, Nakasone KK (2011) *Arrasia rostrata* (Basidiomycota), a new corticioid genus and species from Italy. Mycotaxon 118:257–264

Bernicchia A, Gorjón SP, Vampola P, Ryvarden L, Prodi A (2012) A phylogenetic analysis of *Antrodia* s.l. based on nrDNA ITS sequences, with emphasis on rhizomorphic European species. Mycol Prog 11(1):93–100

Bernicchia A, Langer G, Gorjón SP (2010) *Botryobasidium sassofratinoense* sp. nov. (Cantharellales, Basidiomycota) from Italy. Mycotaxon 111(1):403–409

Bessette AE, Roody WC, Bessette AR (2017) Boletes of Eastern North America. Syracuse University Press, New York

Beugelsdijk D, Van Der Linde S, Zuccarello G, Den Bakker H, Draisma S, Noordeloos M (2008) A phylogenetic study of *Boletus* section *Boletus* in Europe. Persoonia 20:1–7

Bezerra JDP et al (2018) Mycological diversity description I. Acta Bot Bras 32(4):656–666

Bian L-S, Dai Y-C (2017) Morphological and molecular evidence for three new species of *Coltricia* (Hymenochaetaceae, Basidiomycota) from southern China. Mycologia 109(1):64–74

Bian L-S, Zhao C-L, Wu F (2016a) A new species of *Skeletocutis* (Polyporales, Basidiomycota) from Yunnan of China. Phytotaxa 270(4):267–276

Bian L-S, Yuan Y, Wu F, Si J (2016b) Two new species of Hymenochaetaceae (Basidiomycota) from China. Nova Hedwigia 102(1–2):211–222

Bian L-S, Wu F, Dai Y-C (2016c) Two new species of *Coltricia* (Hymenochaetaceae, Basidiomycota) from southern China based on evidence from morphology and DNA sequence data. Mycol Prog 15(3):27

Bidartondo M, Ameri G, Döring H (2009) Closing the mycorrhizal DNA sequence gap. Mycol Res 113:1025–1026

Bidaud A, Ferville A, Armada F (2012) *Inocybe entolomatospora* sp.nov., espèce proche d'Inocybe umbricata Quél. Bulletin Mycologique et Botanique Dauphiné-Savoie 207:25–32

Binder M, Hibbett DS (2006) Molecular systematics and biological diversification of Boletales. Mycologia 98(6):971–981

Binder M, Hibbett DS, Larsson KH, Larsson E, Langer E, Langer G (2005) The phylogenetic distribution of resupinate forms across the major clades of mushroom-forming fungi (Homobasidiomycetes). Syst Biodivers 3(2):113–157

Binder M, Hibbett DS, Molitoris HP (2001) Phylogenetic relationships of the marine gasteromycete *Nia vibrissa*. Mycologia 93(4):679–688

Binder M, Hibbett DS, Wang Z, Farnham WF (2006) Evolutionary relationships of *Mycaureola dilseae* (Agaricales), a basidiomycete pathogen of a subtidal rhodophyte. Am J Bot 93(4):547–556

Binder M et al (2013) Phylogenetic and phylogenomic overview of the Polyporales. Mycologia 105(6):1350–1373

Binder M, Larsson K-H, Matheny PB, Hibbett DS (2010) Amylocorticiales ord. nov. and Jaapiales ord. nov.: early diverging clades of Agaricomycetidae dominated by corticioid forms. Mycologia 102(4):865–880

Birkebak JM (2010) The genus *Leucocoprinus* in western Washington. Mycotaxon 112:83–102

Birkebak JM, Adamčík S, Looney BP, Matheny PB (2016) Multilocus phylogenetic reconstruction of the Clavariaceae (Agaricales) reveals polyphyly of agaricoid members. Mycologia 108(5):860–868

Birkebak JM, Mayor JR, Ryberg KM, Matheny PB (2013) A systematic, morphological and ecological overview of the Clavariaceae (Agaricales). Mycologia 105(4):896–911

Bisen P, Baghel RK, Sanodiya BS, Thakur GS, Prasad G (2010) *Lentinus edodes*: a macrofungus with pharmacological activities. Curr Med Chem 17(22):2419–2430

Bizio E, Castellan A (2018) *Inocybe acutofulva* e *Inocybe grammopodia* var. *paleoveneta*, due nuovi taxa dall'Alta Marca Trevigiana (Treviso, Veneto, Italia). Micol Vegetazione Mediterr 32(2):103–124

Bizio E, Ferisin G, Dovana F (2016) *Inocybe costinitii*, a new species from the Istrian coast. Micol Vegetazione Mediterr 31(2):95–102

Blackwell M, Hibbett DS, Taylor JW, Spatafora JW (2006) Research coordination networks: a phylogeny for kingdom Fungi (Deep Hypha). Mycologia 98(6):829–837

Blanchette RA (1997) *Haploporus odorus*: a sacred fungus in traditional Native American culture of the northern plains. Mycologia 89(2):233–240

Blanchette RA, Compton BD, Turner NJ, Gilbertson RL (1992) Nineteenth century shaman grave guardians are carved *Fomitopsis* officinalis sporophores. Mycologia 84(1):119–124

Blanco-Dios J (2010) Notas sobre el género *Entoloma* en Galicia (III): *Entoloma capeladense*, una nueva especie del subgénero *Leptonia*. Tarrelos 12:35–40

Blanco-Dios J (2012) Notas sobre el género *Entoloma* en el Noroeste de la Península Ibérica (IV): *Entoloma legionense*, una nueva especie del subgénero *Leptonia*. Revista Catal Micol 34:13–18

Blanco-Dios J (2013a) Notes on the genus *Entoloma* in the Northwest of the Iberian Peninsula (V). *Entoloma lucense*, a new species in subgenus *Omphaliopsis*. Mycosphere 4(1):140–144

Blanco-Dios J (2014a) *Cystoderma castellanum*, a new species from Spain. Mycosphere 5:688–691

Blanco-Dios J (2015) Agaricales of the dunes of Galicia (IV): *Marasmiellus ciesanus* (Omphalotaceae), a new species found in the National Maritime-Terrestrial Park of the Atlantic Islands of Galicia (Spain). Mycosphere 6(5):585–589

Blanco-Dios J (2017) Notas sobre el género *Entoloma s. l.* en el noroeste de la península ibérica (IX): *Entoloma nesophilum*, sp. nov. y algunas combinaciones y nombres nuevos. Tarrelos 19:24–31

Blanco-Dios JB (2013b) *Clitopilus gallaecicus*, a new species in section *Pleurotelloides* from Spain. Österr Z Pilzk 22:15–20

Blanco-Dios JB (2014b) *Cheimonophyllum pontevedrense*, a new species found in the northwest of the Iberian Peninsula. Revista Catal Micol 35:49–55

Blanco-Dios JB (2016) Notes sobre el género *Entoloma* s.l. en el Noroeste de la Península Ibérica (VIII): *Entoloma corunnense*, sp. nov. y algunas combinaciones y nombres nuevos. Tarrelos 18:38–43

Blanco-Dios JB, Marques G (2013) *Boletus atlanticus* sp. nov., a new species of section *Luridi* from coastal dunes of NW Spain. Mycotaxon 122(1):325–332

Boa E (2004) Wild edible fungi: a global overview of their use and importance to people, vol 17. Food and Agriculture Organization, Rome

Bödeker IT, Nygren CM, Taylor AF, Olson Å, Lindahl BD (2009) ClassII peroxidase-encoding genes are present in a phylogenetically wide range of ectomycorrhizal fungi. ISME J 3(12):1387

Bodensteiner P (2007) *Maireina afibulata* and *M. attenuatipilis*, new members of the cyphelloid genus *Maireina* (Basidiomycota, Agaricomycetes). Mycol Prog 6(4):221–228

Bodensteiner P, Binder M, Moncalvo J-M, Agerer R, Hibbett DS (2004) Phylogenetic relationships of cyphelloid homobasidiomycetes. Mol Phylogenet Evol 33(2):501–515

Boekhout T (2011) *Tilletiopsis* Derx ex Derx (1930). In: Kurtzman CP, Fell JW, Boekhout T (eds) The yeasts: a taxonomic study. Elsevier, London, pp 2003–2014

Boekhout T, Gildemacher P, Theelen B, Müller WH, Heijne B, Lutz M (2006) Extensive colonization of apples by smut anamorphs causes a new postharvest disorder. FEMS Yeast Res 6(1):63–76

Bojantchev D (2013) *Cortinarius* of California: eight new species in subg. Telamonia. Mycotaxon 123(1):375–402

Bojantchev D, Davis RM (2013) *Amanita augusta*, a new species from California and the Pacific Northwest. N Am Fungi 8:1–11

Bonito G et al (2017) *Atractiella rhizophila*, sp. nov., an endorrhizal fungus isolated from the *Populus* root microbiome. Mycologia 109(1):18–26

Boonpratuang T (2009) *Mycena variicystis*, a new spinose species from Phru Toh Daeng Peat Swamp in Thailand. Mycotaxon 109:185–188

Borovička J (2008) The wood-rotting bluing *Psilocybe* species in Central Europe–an identification key. Czech Mycol 60(2):173–192

Borovička J, Noordeloos ME, Gryndler M, Oborník M (2011) Molecular phylogeny of *Psilocybe cyanescens* complex in Europe, with reference to the position of the secotioid *Weraroa novae-zelandiae*. Mycol Prog 10(2):149–155

Borovička J, Oborník M, Stříbrný J, Noordeloos M, Sánchez LP, Gryndler M (2015) Phylogenetic and chemical studies in the potential psychotropic species complex of *Psilocybe atrobrunnea* with taxonomic and nomenclatural notes. Persoonia 34:1–9

Borovička J, Rockefeller A, Werner PG (2012) *Psilocybe allenii*—a new bluing species from the Pacific Coast, USA. Czech Mycol 64:181–195

Bougher NL (2007) Genus *Campanella* in Western Australia. Mycotaxon 99:327–335

Bougher NL, Matheny PB, Gates GM (2012) Five new species and records of *Inocybe* (Agaricales) from temperate and tropical Australia. Nuytsia 22(2):57–74

Bourret TB, Edwards CG, Henick-Kling T, Glawe DA (2012) *Curvibasidium rogersii*, a new yeast species in the Microbotryomycetes. N Am Fungi 7:1–8

Braaten CC, Matheny PB, Viess DL, Wood MG, Williams JH, Bougher NL (2013) Two new species of *Inocybe* from Australia and North America that include novel secotioid forms. Botany 92(1):9–22

Brandrud TE, Bendiksen E, Dima B (2015) Some new and little known telamonioid *Cortinarius* species from Norway. Agarica 361:1–42

Brazee N (2015) Phylogenetic relationships among species of *Phellinus* sensu stricto, cause of white trunk rot of hardwoods, from Northern North America. Forests 6(11):4191–4211

Brazee NJ, Lindner DL, D'Amato AW, Fraver S, Forrester JA, Mladenoff DJ (2014) Disturbance and diversity of wood-inhabiting fungi: effects of canopy gaps and downed woody debris. Biodivers Conserv 23(9):2155–2172

Brazee NJ, Lindner DL, Fraver S, D'Amato AW, Milo AM (2012a) Wood-inhabiting, polyporoid fungi in aspen-dominated forests managed for biomass in the US Lake States. Fungal Ecol 5(5):600–609

Brazee NJ, Ortiz-Santana B, Banik MT, Lindner DL (2012b) *Armillaria altimontana*, a new species from the western interior of North America. Mycologia 104(5):1200–1205

Bridge PD, Spooner BM, Beever RE, Park D-C (2008) Taxonomy of the fungus commonly known as *Stropharia aurantiaca*, with new combinations in *Leratiomyces*. Mycotaxon 103:109–121

Brock PM, Döring H, Bidartondo MI (2009) How to know unknown fungi: the role of a herbarium. New Phytol 181(3):719–724

Broussal M, Carbó J, Mir G, Pérez-De-Gregorio M (2018) *Psathyrella salina*, nouvelle espèce des milieux halophiles méditerranéens. Bull Féd Assoc Mycol Méditerr 53:17–30

Bruhn J, Abright N, Mihail J (2010) Forest farming of wine-cap *Stropharia* mushrooms. Agrofor Syst 79(2):267–275

Bruns TD, Grubisha LC, Trappe JM, Kerekes JF, Vellinga EC (2010) *Suillus quiescens*, a new species commonly found in the spore bank in California and Oregon. Mycologia 102(2):438–446

Buda A, Consiglio G, Setti L, Ercole E, Vizzini A (2012) *Leucopaxillus agrippinae*, una nuova specie raccolta in Sicilia. Riv Micol 2:99–114

Burrows N, Lukitsch B, Liberato J (2012) Rediscovery of the rust *Diabole cubensis*, released as a classical biological control agent against the invasive weed *Mimosa pigra* in Australia. Australas Plant Dis Notes 7(1):171–175

Buyck B (1994) Ubwoba: les champignons comestibles de l'ouest du Burundi. Administration générale de la coopération au développment, Bruxelles

Buyck B (2008) The edible mushrooms of Madagascar: an evolving enigma. Econ Bot 62(3):509–520

Buyck B (2012) One neo-and four epitypifications for *Cantharellus* species from tropical African savannah woodlands. Cryptogam Mycol 33(1):11–17

Buyck B (2014) Exploring the diversity of "smooth chanterelles"(*Cantharellus*, Cantharellales). Cryptogam Mycol 35(1):23–40

Buyck B (2016) Special Issue: *Cantharellus*. Cryptogam Mycol 37(3):255–258

Buyck B, Adamčík S (2011a) Type studies in *Russula* subgenus *Heterophyllidia* from the eastern United States. Cryptogam Mycol 32(2):151–170

Buyck B, Adamčík S (2011b) Type studies of *Russula* species described by WA Murrill, 1. *R. roseiisabellina*, *R. sericella*, and *R. obscuriformis*. Mycotaxon 115(1):131–144

Buyck B, Adamčík S (2013a) Type studies in *Russula* subsection *Lactarioideae* from North America and a tentative key to North American species. Cryptogam Mycol 34(3):259–280

Buyck B, Adamčík S (2013b) The *Russula xerampelina* complex (Russulales, Agaricomycotina) in North America. Scr Bot Belg 51:117–131

Buyck B, Cruaud C, Couloux A, Hofstetter V (2011) *Cantharellus texensis* sp. nov. from Texas, a southern lookalike of *C. cinnabarinus* revealed by tef-1 sequence data. Mycologia 103(5):1037–1046

Buyck B, De Crop E, Verbeken A, Hofstetter V (2016a) Untangling the Central African *Cantharellus* sect. *Tenues*: *Cantharellus minutissimus* sp. nov. and epitypification of *Cantharellus alboroseus*. Cryptogam Mycol 37(3):329–343

Buyck B et al (2017) Fungal biodiversity profiles 21–30. Cryptogam Mycol 38(1):101–146

Buyck B, Duhem B, Eyssartier G, Ducousso M (2012a) *Podoserpula miranda* sp. nov. (Amylocorticiales, Basidiomycota) from New Caledonia. Cryptogam Mycol 33(4):453–461

Buyck B, Henkel T, Hofstetter V (2018a) The *Cantharellus isabellinus* species complex (Cantharellales, Hydnaceae) in tropical Africa. Mycosphere 9(6):1209–1221

Buyck B, Henkel TW, Dentinger BT, Séné O, Hofstetter V (2016b) Multigene sequencing provides a suitable epitype, barcode sequences and a precise systematic position for the enigmatic. African Cantharellus miniatescens. Cryptogam Mycol 37(3):269–282

Buyck B, Henkel TW, Hofstetter V (2019) Epitypification of the Central African *Cantharellus densifolius* and *C. luteopunctatus* allows for the recognition of two additional species. MycoKeys 49:49–72

Buyck B, Hofstetter V (2011) The contribution of tef-1 sequences to species delimitation in the *Cantharellus cibarius* complex in the southeastern USA. Fungal Divers 49(1):35–46

Buyck B, Hofstetter V (2018) *Cantharellus* subg. *Pseudocantharellus* (Hydnaceae, Cantharellales) revisited: one epityfication, one new synonym and one new species. Mycosphere 9(1):141–148

Buyck B, Hofstetter V, Eberhardt U, Verbeken A, Kauff F (2008) Walking the thin line between *Lactarius* and *Russula*: the dilemma of *Russula* sect. Ochricompactae. Fungal Divers 28:15–40

Buyck B, Hofstetter V, Olariaga I (2016c) Setting the record straight on North American *Cantharellus*. Cryptogam Mycol 37(3):405–417

Buyck B, Hofstetter V, Verbeken A, Walleyn R (2010a) (1919) Proposal to conserve *Lactarius* nom. cons. (Basidiomycota) with a conserved type. Taxon 59(1):295–296

Buyck B, Kauff F, Cruaud C, Hofstetter V (2013) Molecular evidence for novel *Cantharellus* (Cantharellales, Basidiomycota) from tropical African miombo woodland and a key to all tropical African chanterelles. Fungal Divers 58(1):281–298

Buyck B, Kauff F, Eyssartier G, Couloux A, Hofstetter V (2014) A multilocus phylogeny for worldwide *Cantharellus* (Cantharellales, Agaricomycetidae). Fungal Divers 64(1):101–121

Buyck B, Kauff F, Randrianjohany E, Hofstetter V (2015) Sequence data reveal a high diversity of *Cantharellus* associated with endemic vegetation in Madagascar. Fungal Divers 70(1):189–208

Buyck B, Lewis DP, Eyssartier G, Hofstetter V (2010b) *Cantharellus quercophilus* sp. nov. and its comparison to other small, yellow or brown American chanterelles. Cryptogam Mycol 31(1):17–33

Buyck B, Moreau P-A, Courtecuisse R, Kong A, Roy M, Hofstetter V (2016d) *Cantharellus coccolobae* sp. nov. and *Cantharellus garnieri*, two tropical members of *Cantharellus* subg. *Cinnabarinus*. Cryptogam Mycol 37(3):391–403

Buyck B, Olariaga I, Justice J, Lewis D, Hofstetter V (2016e) The dilemma of species recognition in the field when sequence data are not in phase with phenotypic variability. Cryptogam Mycol 37(3):367–389

Buyck B, Olariaga I, Looney B, Justice J, Hofstetter V (2016f) Wisconsin chanterelles revisited and first indications for very wide distributions of *Cantharellus* species in the United States East of the Rocky Mountains. Cryptogam Mycol 37(3):345–366

Buyck B, Randrianjohany É, Eyssartier G (2012b) Observations on some enigmatic *Cantharellus* (Cantharellales, Basidiomycota)

with lilac-violaceous tints from Africa and Madagascar. Cryptogam Mycol 33(2):167–179
Buyck B, Randrianjohany E, Hofstetter V (2016g) Almost one century later… *Cantharellus avellaneus* finally rediscovered! Cryptogam Mycol 37(3):259–268
Buyck B, Zoller S, Hofstetter V (2018b) Walking the thin line… ten years later: the dilemma of above-versus below-ground features to support phylogenies in the Russulaceae (Basidiomycota). Fungal Divers 89(1):267–292
Caballero A, Vizzini A, Munoz G, Contu M, Ercole E (2015) *Lepiota elseae* (Agaricales, Agaricaceae), a new species of section *Lepiota* from Spain. Phytotaxa 201(3):188–196
Caballero F, Higelmo M, Català S, Vila J (2012) *Entoloma sclerotiogenum*, primera especie del género *Entoloma asociada* a esclerocios. Errotari 9:119–134
Cabero J, García F, Alvarado P (2013) *Octaviania arbucalensis* sp. nov. (Basidiomycota, Boletales), un nuevo hongo hipogeo localizado en Zamora (España). Bol Soc Micol Madr 37:39–48
Caboň M et al (2017) New insights in *Russula* subsect. *Rubrinae*: phylogeny and the quest for synapomorphic characters. Mycol Prog 16(9):877–892
Cabral TS, Marinho P, Goto BT, Baseia IG (2012) *Abrachium*, a new genus in the Clathraceae, and *Itajahya* reassessed. Mycotaxon 119(1):419–429
Cabrera CH (2015) *Leucoagaricus* (Agaricaceae) na região sul do Brasil. Escavador, Florianópolis
Cai Q, Cui Y-Y, Yang ZL (2016) Lethal amanita species in China. Mycologia 108(5):993–1009
Cai Q, Tulloss RE, Tang LP, Tolgor B, Zhang P, Chen ZH, Yang ZL (2014) Multi-locus phylogeny of lethal amanitas: implications for species diversity and historical biogeography. BMC Evol Biol 14(1):143
Calonge F, Menezes de Sequeira M, Freitas T, Rocha E, Franquinho L (2008) *Phallus Maderensis* sp. nov., found in Madeira. Portugal. Bol Soc Micol Madr 32:101–104
Campi M, Maubet Y, Grassi E, Robledo G (2017) *Amylosporus guaraniticus* (Wrightoporiaceae, Russulales) a new neotropical species from Paraguay. Mycosphere 8(6):1060–1069
Campi MG, Maubet Y, Cristaldo E, Grassi E, Junior NM (2019) *Pluteus* Fr. (Pluteaceae, Agaricales) in Paraguay: morphological studies and new records. Check List 15:313–322
Cannon P (2009) *Cystomyces costaricensis* [descriptions of Fungi and Bacteria]. IMI Descr Fungi Bact 179:1782
Cao B, Tao S, Tian C, Liang Y (2018) *Coleopuccinia* in China and its relationship to *Gymnosporangium*. Phytotaxa 347(3):235–242
Cao B, Tian C-M, Liang Y-M (2016) *Gymnosporangium huanglongense* sp. nov. from western China. Mycotaxon 131(2):375–383
Cao J, Tian C, Liang Y, You C-J (2017a) Two new *Chrysomyxa* rust species on the endemic plant, *Picea asperata* in western China, and expanded description of *C. succinea*. Phytotaxa 292(3):218–230
Cao J, Tian CM, Liang Y, You C-J (2017b) A new rust species of *Diaphanopellis* on *Rhododendron oreodoxa* from Southern China. Phytotaxa 309(1):55–65
Cao Y, Wu S-H, Dai Y-C (2012) Species clarification of the prize medicinal *Ganoderma* mushroom "Lingzhi". Fungal Divers 56(1):49–62
Cao Y, Yuan H-S (2013) *Ganoderma mutabile* sp. nov. from southwestern China based on morphological and molecular data. Mycol Prog 12(1):121–126
Cao Y et al (2013) Structure, gene flow, and recombination among geographic populations of a *Russula virescens* Ally from southwestern China. PLoS ONE 8(9):e73174
Capelari M (2011) New species and new records of *Crepidotus* from the northwest region of São Paulo State, Brazil. Mycotaxon 115:145–153
Capelari M, Antonín V, Asai T, Costa H, Ventura JA (2010a) A new pathogenic species of *Marasmiellus* from Brazil. Cryptogam Mycol 31(2):137–142
Capelari M, Asai T (2009) *Cystoderma*, *Cystodermella* and *Ripartitella* in Atlantic Forest, São Paulo State, Brazil. Hoehnea 36(2):339–348
Capelari M, Asai T, Ishikawa K (2010b) Occurrence of *Lentinula raphanica* in Amazonas State. Brazil. Mycotaxon 113(1):355–364
Capelari M, Desjardin DE, Perry BA, Asai T, Stevani CV (2011) *Neonothopanus gardneri*: a new combination for a bioluminescent agaric from Brazil. Mycologia 103(6):1433–1440
Capelari M, Karstedt F, de Oliveira JJS (2014) *Favolaschia* in remnants of the Atlantic Forest, Brazil. Mycoscience 55:12–20
Carlier F-X, Bitew A, Castillo G, Decock C (2004) Some Coniophoraceae (Basidiomycetes, Boletales) from the Ethiopian highlands: *Coniophora bimacrospora*, sp. nov. and a note on the phylogenetic relationships of *Serpula similis* and *Gyrodontium*. Cryptogam Mycol 25(3):261–275
Carlsen T, Engh IB, Decock C, Rajchenberg M, Kauserud H (2011) Multiple cryptic species with divergent substrate affinities in the *Serpula himantioides* species complex. Fungal Biol 115(1):54–61
Carlson A, Justo A, Hibbett DS (2014) Species delimitation in *Trametes*: a comparison of ITS, RPB1, RPB2 and TEF1 gene phylogenies. Mycologia 106(4):735–745
Carteret X, Reumaux P (2017) Miettes sur les Inocybes (8e série) Inocybes jaunes ou jaunâtres. Bull Soc Mycol Fr 131(1–2):1–96
Carvalho CR, Fernandes RC, Carvalho GMA, Barreto RW, Evans HC (2011) Cryptosexuality and the genetic diversity paradox in coffee rust. Hemileia vastatrix. Plos one 6(11):e26387
Castellano MA, Elliott TF, Truong C, Séné O, Dentinger B, Henkel TW (2016) *Kombocles bakaiana* (Boletaceae), a new sequestrate fungus from Cameroon. IMA fungus 7(2):239–245
Castro-Alves VC, Gomes D, Menolli N Jr, Sforça ML, do Nascimento JRO (2017) Characterization and immunomodulatory effects of glucans from *Pleurotus albidus*, a promising species of mushroom for farming and biomass production. Int J Biol Macromol 95:215–223
Catcheside PS, Vonow HP, Catcheside DE (2015) *Entoloma ravinense* (Agaricales, Basidiomycota), a new species from South Australia. J Adel Bot Gard 29:41–51
Cázares E, Guevara G, García J, Estrada A, Trappe JM (2011) Three new *Ramaria* species from central Mexican oak forests. Revista Mexicana de Micologia 33:37–42
César E, Bandala VM, Montoya L, Ramos A (2018) A new *Gymnopus* species with rhizomorphs and its record as nesting material by birds (Tyrannideae) in the subtropical cloud forest from eastern Mexico. MycoKeys 42:21–34
Chai H, Liang Z-Q, Jiang S, Fu X-L, Zeng N-K (2018) *Lanmaoa rubriceps*, a new bolete from tropical China. Phytotaxa 347(1):71–80
Chai H et al (2019) New and noteworthy boletes from subtropical and tropical China. MycoKeys 46:55–96
Chakraborty D, Das K, Baghela A, Adhikari S, Halling RE (2017a) A new species of porcini mushroom from India with morphology and phylogeny. Nova Hedwigia 102(1–2):197–204
Chakraborty D, Das K, Baghela A, Singh SK, Dentinger BT (2015) *Boletus recapitulatus* (Boletaceae), a new species from India with peculiar mushroom-shaped cells. Phytotaxa 236(2):150–160
Chakraborty D, Parihar A, Mehta N, Baghela A, Das K (2017b) A new species of *Xerocomus* (Boletaceae) from India. Mycosphere 8(1):44–50
Chakraborty D, Vizzini A, Das K (2018) Two new species and one new record of the genus *Tylopilus* (Boletaceae) from Indian

Himalaya with morphological details and phylogenetic estimations. MycoKeys 33:103–124
Chakraborty N, Dutta AK, Pradhan P, Acharya K (2013) *Tulostoma chudaei* Pat. an addition to macrofungal flora of India. Journal of Mycopathological Research 51(1):185–187
Chandra A, Huff DR (2008) *Salmacisia*, a new genus of Tilletiales: reclassification of *Tilletia buchloeana* causing induced hermaphroditism in buffalograss. Mycologia 100(1):81–93
Chang C-F, Lee C-F, Liu S-M (2018) *Cystobasidium keelungensis* a novel mycosporine producing carotenogenic yeast isolated from the sea surface microlayer in Taiwan. Arch Microbiol 201(1):27–33
Chappell T (2010) Coevolution of the *Ipomoea-Coleosporium* natural plant-fungus pathosystem. Duke University, Durham
Chappell TM, Rausher MD (2011) Genetics of resistance to the rust fungus *Coleosporium ipomoeae* in three species of morning glory (Ipomoea). PLoS ONE 6(12):e28875
Chen C-C, Wu S-H, Chen C-Y (2017a) Three new species of *Hyphodontia* s.l. (Basidiomycota) with poroid or raduloid hymenophore. Mycol Prog 16(5):553–564
Chen C-C, Wu S-H, Chen C-Y (2018) *Hydnophanerochaete* and *Odontoefibula*, two new genera of phanerochaetoid fungi (Polyporales, Basidiomycota) from East Asia. MycoKeys 39:75–96
Chen C-J, Oberwinkler F (2004) *Amauromyces farinaceous,* rare known species and new record from Taiwan. Mycologia 96(2):418–423
Chen H, Cui B-K (2017) Multi-locus phylogeny and morphology reveal five new species of *Fomitiporia* (Hymenochaetaceae) from China. Mycol Prog 16(7):687–701
Chen HP et al (2016a) Novel natural oximes and oxime esters with a vibralactone backbone from the basidiomycete *Boreostereum vibrans*. Chemistry Open 5(2):142–149
Chen J et al (2017b) Study in *Agaricus* subgenus *Minores* and allied clades reveals a new American subgenus and contrasting phylogenetic patterns in Europe and Greater Mekong Subregion. Persoonia 38:170–196
Chen J, Cui B, Dai Y (2016b) Global diversity and molecular systematics of Wrightoporia sl (Russulales, Basidiomycota). Persoonia 37:21–36
Chen J, Hyde KD, Bahkali AH, Zhao R-L (2016c) *Micropsalliota brunneosquamata*, a new species from Thailand. Chiang Mai J Sci 43(4):689–694
Chen J et al (2015a) *Agaricus* section *Brunneopicti*: a phylogenetic reconstruction with descriptions of four new taxa. Phytotaxa 192(3):145–168
Chen J, Zhao R-L, Karunarathna SC, Callac P, Raspé O, Bahkali AH, Hyde KD (2012a) *Agaricus megalosporus*: a new species in section *Minores*. Cryptogam Mycol 33(2):145–155
Chen J-J et al (2016d) Molecular phylogeny and global diversity of the remarkable genus *Bondarzewia* (Basidiomycota, Russulales). Mycologia 108(4):697–708
Chen J-J, Cui B-K (2014a) *Phlebiporia bubalina* gen. et. sp. nov. (Meruliaceae, Polyporales) from Southwest China with a preliminary phylogeny based on rDNA sequences. Mycol Prog 13(3):563–573
Chen J-J, Cui B-K (2014b) Studies on *Wrightoporia* from China 3. *Wrightoporia subavellanea* sp. nov. based on morphological characters and rDNA sequence data. Phytotaxa 175(4):225–234
Chen J-J, Cui B-K, Zhou L-W, Korhonen K, Dai Y-C (2015b) Phylogeny, divergence time estimation, and biogeography of the genus *Heterobasidion* (Basidiomycota, Russulales). Fungal Divers 71(1):185–200
Chen J-J, Korhonen K, Li W, Dai Y-C (2014) Two new species of the *Heterobasidion insulare* complex based on morphology and molecular data. Mycoscience 55(4):289–298
Chen J-J, Shen L-L (2014) *Amylosporus succulentus* sp. nov. (Russulales, Basidiomycota) evidenced by morphological characters and phylogenetic analysis. Cryptogam Mycol 35(3):271–282
Chen J-J, Shen L-L, Cui B-K (2015c) Morphological characters and molecular data reveal a new species of *Hydnocristella* (Gomphales, Basidiomycota) from southwestern China. Nova Hedwigia 101(1–2):139–146
Chen J-J, Shen L-L, Dai Y-C (2015d) *Dentipellicula austroafricana* sp. nov. supported by morphological and phylogenetic analyses. Mycotaxon 130(1):17–25
Chen J-J, Yu H-Y (2012) Studies on *Wrightoporia* from China 1. A new species from Hunan Province, South China. Mycotaxon 120(1):295–300
Chen J-J, Zhou L-W, Ji X-H, Zhao C (2016e) *Hyphodontia dimitica* and *H. subefibulata* spp. nov. (Schizoporaceae, Hymenochaetales) from southern China based on morphological and molecular characters. Phytotaxa 269(1):1–13
Chen L-F et al (2016f) Genome sequence of the edible cultivated mushroom *Lentinula edodes* (Shiitake) reveals insights into lignocellulose degradation. PLoS ONE 11(8):e0160336
Chen S-L et al (2012b) Genome sequence of the model medicinal mushroom *Ganoderma lucidum*. Nat Commun 3:913
Chen S-Z, Guo L (2011a) *Septobasidium saurauiae* sp. nov. (Septobasidiaceae) and *S. pseudopedicellatum* new to China. Mycotaxon 118:283–288
Chen S-Z, Guo L (2011b) *Septobasidium sichuanense* sp. nov. (Septobasidiaceae) from China. Mycotaxon 115(1):481–484
Chen W-M, Chai H-M, Zhou H-M, Tian G-T, Li S-H, Zhao Y-C (2012c) Phylogenetic analysis of the *Agrocybe aegerita* multi-species complex in Southwest China inferred from ITS and mtSSU rDNA sequences and mating tests. Ann Microbiol 62(4):1791–1801
Chen X-J et al (2017c) Functional analysis of polygalacturonase gene RsPG2 from *Rhizoctonia solani,* the pathogen of rice sheath blight. Eur J Plant Pathol 149(2):491–502
Chen Y-Y, Cui B-K (2016) Phylogenetic analysis and taxonomy of the *Antrodia heteromorpha* complex in China. Mycoscience 57(1):1–10
Chen Y-Y, Gu X, Huang S-Q, Li J, Wang X, Tang J (2010) Optimization of ultrasonic/microwave assisted extraction (UMAE) of polysaccharides from *Inonotus obliquus* and evaluation of its anti-tumor activities. Int J Biol Macromol 46(4):429–435
Chen Y-Y, Li H-J, Cui B-K (2015e) Molecular phylogeny and taxonomy of *Fibroporia* (Basidiomycota) in China. Phytotaxa 203(1):47–54
Chen Y-Y, Wang M, Zhang B, Cui B-K (2017d) *Neoalbatrellus odorus* sp. nov. (Albatrellaceae, Russulales) from Southwest China. Phytotaxa 309(3):217–228
Chen Y-Y, Wu F (2017) A new species of *Antrodia* (Basidiomycota, Polypores) from China. Mycosphere 8(7):878–885
Chen Y-Y, Wu F, Wang M, Cui B-K (2017e) Species diversity and molecular systematics of *Fibroporia* (Polyporales, Basidiomycota) and its related genera. Mycol Prog 16(5):521–533
Chepkirui C, Richter C, Matasyoh JC, Stadler M (2016) Monochlorinated calocerins AD and 9-oxostrobilurin derivatives from the basidiomycete *Favolaschia calocera*. Phytochemistry 132:95–101
Chew AL, Desjardin DE, Tan Y-S, Musa MY, Sabaratnam V (2015) Bioluminescent fungi from Peninsular Malaysia—a taxonomic and phylogenetic overview. Fungal Divers 70(1):149–187
Chew AL, Tan Y-S, Desjardin DE, Musa MY, Sabaratnam V (2014) Four new bioluminescent taxa of *Mycena* sect. *Calodontes* from Peninsular Malaysia. Mycologia 106(5):976–988

Cheype J-L, Campo E (2012) Une nouvelle russule découverte en guyane française. Bulletin de la Société mycologique de France 128(1–2):127–135

Chikowski RDS, Larsson K-H, Gibertoni TB (2017) *Ceraceomyces atlanticus* (Amylocorticiales, Basidiomycota), a new species from the Atlantic Rain Forest, Brazil. Phytotaxa 296(1):73–80

Chikowski RS, Larsson K-H, Gibertoni TB (2016a) Three new combinations in *Rhizochaete* (Agaricomycetes, Fungi) a validation. Nova Hedwigia 103(3–4):561–562

Chikowski RS, Larsson K-H, Gibertoni TB (2016b) Three new combinations in *Rhizochaete* (Agaricomycetes, Fungi) and a new record to the Brazilian Amazonia. Nova Hedwigia 102(1–2):185–196

Cho HJ, Park MS, Lee H, Oh S-Y, Wilson AW, Mueller GM, Lim YW (2018) A systematic revision of the ectomycorrhizal genus *Laccaria* from Korea. Mycologia 110(5):948–961

Choeyklin R, Boonpratuang T, Sommai S, Somrithipol S (2012) *Octaviania violascens*: a new sequestrate bolete from Thailand. Mycotaxon 120(1):149–155

Choeyklin R, Hattori T, Jaritkhuan S, Jones E (2009) Bambusicolous polypores collected in central Thailand. Fungal Divers 36:121–128

Choi I-Y, Lee W-H, Lee J-J, Park M-J, Ko J-A, Choi J-R, Shin H-D (2016a) Characterization of a *Septobasidium* sp. Associated with Felt Disease of *Schisandra chinensis*. Mycobiology 44(1):58–62

Choi M-H, Wu Y, Oh D-S, Kim S-K, Shin H-J (2016b) Antioxidant and antidiabetic activities of mycelial and fruit-body extracts from *Mycoleptodonoides aitchisonii*. Biotechnol Bioprocess Eng 21(3):355–363

Chowdhary A et al (2013) *Schizophyllum commune* as an emerging fungal pathogen: a review and report of two cases. Mycoses 56(1):1–10

Christensen M, Heilmann-Clausen J (2009) Two new boreal species of *Tricholoma* from Fennoscandia. Mycotaxon 107(1):431–440

Chuankid B, Vadthanarat S, Hyde KD, Thongklang N, Zhao R, Lumyong S, Raspé O (2019) Three new *Phylloporus* species from tropical China and Thailand. Mycol Prog 18(5):603–614

Chung W-H, Chung W-C, Ting P-F, Huang H-C, Huang J-W (2008) Molecular identification of *Uromyces appendiculatus* and *Uromyces vignae* from Taiwan with PCR-based method. Plant Pathol 17:297–305

Cifuentes J, Petersen RH, Hughes K (2003) *Campanophyllum*: a new genus for an old species name. Mycol Prog 2(4):285–295

Cloete M, Fischer M, Mostert L, Halleen F (2014) A novel *Fomitiporia* species associated with esca on grapevine in South Africa. Mycol Prog 13(2):303–311

Co-David D, Langeveld D, Noordeloos ME (2009) Molecular phylogeny and spore evolution of Entolomataceae. Persoonia 23:147–176

Coelho G (2008) *Echinoporia inermis* G. Coelho sp. nov. Fungal Planet no. 27

Coelho G, Douanla-Meli C, Langer E, Langer G (2010) *Hypochnella verrucospora* (Basidiomycota, Atheliales), a neotropical new species with ornamented basidiospores. Mycologia 102(5):1158–1162

Coelho G, Silveira ADO, Antoniolli ZI, Yurchenko E (2016) *Tropicoporus stratificans* sp. nov. (Hymenochaetales, Basidiomycota) from southern Brazil. Phytotaxa 245(2):144–152

Coetze J, van Wyk AE (2009) The genus *Calvatia* ('Gasteromycetes', Lycoperdaceae): a review of its ethnomycology and biotechnological potential. Afr J Biotechnol 8(22):6007–6015

Coetzee JC, Van Wyk AEB (2012) Nomenclatural and taxonomic notes on *Calvatia* (Lycoperdaceae) and associated genera. Mycotaxon 121:29–36

Coetzee M, Marincowitz S, Muthelo VG, Wingfield MJ (2015) *Ganoderma* species, including new taxa associated with root rot of the iconic *Jacaranda mimosifolia* in Pretoria, South Africa. IMA Fungus 6(1):249–256

Coimbra VR, Gibertoni TB, Wartchow F (2012) *Phaeocollybia nigripes* (Agaricomycetes), a new species from Brazil. Mycotaxon 120(1):171–179

Coimbra VR, Pinheiro FG, Wartchow F, Gibertoni TB (2015) Studies on *Gymnopus* sect. *Impudicae* (Omphalotaceae, Agaricales) from Northern Brazil: two new species and notes on *G. montagnei*. Mycol Prog 14(11):110

Coimbra VR, Wartchow F, Gibertoni TB (2013a) Studies on *Entoloma* (Agaricales, Basidiomycota) in the Atlantic Forest, Northeast Brazil. Nova Hedwigia 97(1–2):139–157

Coimbra VRM, Gibertoni TB, Wartchow F (2013b) *Megacollybia rimosa* (Agaricales), a new species from Brazil. Mycoscience 54(3):206–209

Colak A, Camedan Y, Faiz O, Sesli E, Kolcuoğlu Y (2009) An esterolytic activity from a wild edible mushroom, *Lycoperdon perlatum*. J Food Biochem 33(4):482–499

Comandini O, Erős-Honti Z, Jakucs E, Arzú RF, Leonardi M, Rinaldi AC (2012) Molecular and morpho-anatomical description of mycorrhizas of *Lactarius rimosellus* on *Quercus* sp., with ethnomycological notes on *Lactarius* in Guatemala. Mycorrhiza 22(4):279–287

Conen A, Weisser M, Hohler D, Frei R, Stern M (2011) *Hormographiella aspergillata*: an emerging mould in acute leukaemia patients? Clin Microbiol Infect 17(2):273–277

Conforto C, Cazón I, Fernández FD, Marinelli A, Oddino C, Rago AM (2013) Molecular sequence data of *Thecaphora frezii* affecting peanut crops in Argentina. Eur J Plant Pathol 137(4):663–666

Conlon BH, De Beer ZW, Henrik H, Aanen DK, Poulsen M (2016) Phylogenetic analyses of *Podaxis* specimens from Southern Africa reveal hidden diversity and new insights into associations with termites. Fungal Biol 120(9):1065–1076

Consiglio G, Contu M (2008) *Rhodocybe hausknechtii*, una nuova specie della sezione *Rhodophana* dall'Italia settentrionale. Riv Micol 51:15–21

Consiglio G, Setti L, Robich G, Diaz AO, Vizzini A (2008) Il Genere *Crepidotus* in Europa. Trento, AMB Centro Studi Micologici, p 344

Contreras-Pacheco M, Valenzuela R, Raymundo T, Pacheco L (2018) *Hymenochaete cifuentesii*, *H. potosina*, and *H. raduloides* spp. nov. from the tropical dry forest of Mexico. Mycotaxon 133(3):499–512

Contu M, Consiglio G, Noordeloos M (2009) A lyophylloid *Entoloma* species (Basidiomycota, Entolomataceae) from Italy. Mycotaxon 108(1):297–300

Contu M, Consiglio G, Setti L (2008) Studi sul genere *Dermoloma* (Basidiomycota, Tricholomataceae). Micol Vegetazione Mediterr 22(2):83–118

Contu M, Vizzini A, Roux P, Garcia G (2011) *Clitopilus djeloullii* spec. nov. (Agaricales, Entolomataceae), une nouvelle espèce de la sect. *Rhodocybe*. Bulletin Mycologique et Botanique Dauphiné-Savoie 200:157–164

Cooper J (2014a) Nomenclatural novelties. Index Fungorum 193:1

Cooper J (2014b) New species and combinations of some New Zealand agarics belonging to *Clitopilus*, *Lyophyllum*, *Gerhardtia*, *Clitocybe*, *Hydnangium*, *Mycena, Rhodocollybia* and *Gerronema*. Mycosphere 5(2):263–288

Cooper J (2014c) Nomenclatural novelties. Index Fungorum 193:1–1

Cooper J, Leonard P (2013) Three new species of foetid *Gymnopus* in New Zealand. MycoKeys 7:31–44

Cooper JA, Leonard P (2012) *Boletopsis nothofagi* sp. nov. associated with *Nothofagus* in the Southern Hemisphere. MycoKeys 3:13–23

Cooper JA, Park D (2016) The fungal genus *Tricholomopsis* (Agaricales) in New Zealand, including *Tricholomopsis scabra* sp. nov. Phytotaxa 288(1):69–76

Corriol G (2009) *Pyrrhoglossum moliniophilum* sp. nov. (Basidiomycota, Cortinariales), a new species and first record of the genus in Europe. Cryptogam Mycol 30(2):141–152

Corriol G (2014) *Psathyrella littoralis* sp. nov., une espèce halophile des marais arrière-dunaires du sud de la Corse. Errotari 11:34–42

Corriol G, Guinberteau J (2013) Un *Inocybe* nouveau des vallons atlantiques du sud-ouest de la France. Errotari 10:45–51

Corriol G, Moreau P-A, Bellanger J-M (2017) *Calocybe hymenoderma* sp. nov., *Calocybella juncicola* comb. nov. et les contours taxinomiques de la section *Rugosomyces*. Errotari 14:35–46

Cortés-Pérez A, Ramírez-Guillén F, Medel R, Rockefeller A (2017) First record of bioluminescence in fungi from Mexico. Mycotaxon 132(3):611–619

Cortez V, Baseia I, Silveira R (2011) *Lycoperdon ovoidisporum* sp. nov. from Brazil. Sydowia 63(1):1–7

Cortez VG (2008) Type studies on South American Strophariaceae: 2. *Pholiota trinitensis* is transferred to *Stropharia*. Mycotaxon 105:7–10

Cortez VG, Baseia IG, da Silveira RMB (2012) Gasteroid mycobiota of Rio Grande do Sul, Brazil: *Calvatia*, *Gastropila* and *Langermannia* (Lycoperdaceae). Kew Bull 67(3):471–482

Cortez VG, da Silveira RMB (2008) The agaric genus *Stropharia* (Strophariaceae, Agaricales) in Rio Grande do Sul State, Brazil. Fungal Divers 32:31–57

Cortez VG, Silveira RMBD (2007) Species of *Hypholoma* in Rio Grande do Sul State, Brazil. Acta Bot Bras 21(3):609–621

Costa-Rezende D, Robledo G, Góes-Neto A, Reck M, Crespo E, Drechsler-Santos E (2017) Morphological reassessment and molecular phylogenetic analyses of *Amauroderma* s. lat. raised new perspectives in the generic classification of the Ganodermataceae family. Persoonia 39:254–269

Costa-Rezende DH, Gugliotta AM, Goes-Neto A, Reck MA, Robledo GL, Drechsler-Santos ER (2016) *Amauroderma calcitum* sp. nov. and notes on taxonomy and distribution of *Amauroderma* species (Ganodermataceae). Phytotaxa 244(2):101–124

Cripps CL, Larsson E, Horak E (2010) Subgenus *Mallocybe* (*Inocybe*) in the Rocky Mountain alpine zone with molecular reference to European arctic-alpine material. N Am Fungi 5:97–126

Cripps CL, Liimatainen K, Niskanen T, Dima B, Bishop RF, Ammirati JF (2015) Intercontinental distributions of species of *Cortinarius*, subgenus *Phlegmacium*, associated with Populus in western North America. Botany 93(11):711–721

Crous PW et al (2018a) Fungal Planet description sheets: 785–867. Persoonia 41:238–417

Crous PW et al (2014a) Fungal Planet description sheets: 214–280. Persoonia 32:184–306

Crous PW et al (2014b) Fungal Planet description sheets: 281–319. Persoonia 33:212–289

Crous PW et al (2017a) Fungal Planet description sheets: 558–624. Persoonia 38:240–384

Crous PW et al (2017b) Fungal Planet description sheets: 625–715. Persoonia 39:270–467

Crous PW et al (2015a) Fungal Planet description sheets: 320–370. Persoonia 34:167–266

Crous PW et al (2016a) Fungal Planet description sheets: 400–468. Persoonia 36:316–458

Crous PW et al (2016b) Fungal Planet description sheets: 469–557. Persoonia 37:218–403

Crous PW (2005) Morphological and molecular characterization of *Endophyllum* species on perennial asteraceous plants in South Africa. Mycol Res 109(4):387–400

Crous PW et al (2012) Fungal Planet description sheets: 128–153. Persoonia 29:146–201

Crous PW et al (2018b) Fungal Planet description sheets: 716–784. Persoonia 40:240–393

Crous PW et al (2013) Fungal Planet description sheets: 154–213. Persoonia 31:188–296

Crous PW et al (2015b) Fungal Planet description sheets: 371–399. Persoonia 35:264–327

Cruz D, Suárez JP, Kottke I, Piepenbring M (2014) Cryptic species revealed by molecular phylogenetic analysis of sequences obtained from basidiomata of *Tulasnella*. Mycologia 106(4):708–722

Cruz D, Suárez JP, Kottke I, Piepenbring M, Oberwinkler F (2011) Defining species in *Tulasnella* by correlating morphology and nrDNA ITS-5.8S sequence data of basidiomata from a tropical Andean forest. Mycol Prog 10(2):229–238

Cruz D, Suárez JP, Piepenbring M (2016) Morphological revision of Tulasnellaceae, with two new species of *Tulasnella* and new records of *Tulasnella* spp. for Ecuador. Nova Hedwigia 102(3–4):279–338

Cui B-K (2013a) *Antrodia tropica* sp. nov. from southern China inferred from morphological characters and molecular data. Mycol Prog 12(2):223–230

Cui B-K, Dai Y-C (2008) *Skeletocutis luteolus* sp. nov. from southern and eastern China. Mycotaxon 104:97–101

Cui B-K, Dai Y-C (2009) *Oxyporus piceicola* sp. nov. with a key to species of the genus in China. Mycotaxon 109(1):307–313

Cui B-K, Dai Y-C (2011) A new species of *Pyrofomes* (Basidiomycota, Polyporaceae) from China. Nova Hedwigia 93(3–4):437–441

Cui B-K, Dai Y-C (2013) Molecular phylogeny and morphology reveal a new species of *Amyloporia* (Basidiomycota) from China. Antonie Leeuwenhoek 104(5):817–827

Cui B-K, Decock C (2013) *Phellinus castanopsidis* sp. nov. (Hymenochaetaceae) from southern China, with preliminary phylogeny based on rDNA sequences. Mycol Prog 12(2):341–351

Cui B-K, Du P, Dai Y-C (2011a) Three new species of *Inonotus* (Basidiomycota, Hymenochaetaceae) from China. Mycol Prog 10(1):107–114

Cui B-K, Li H-J (2012) A new species of *Postia* (Basidiomycota) from Northeast China. Mycotaxon 120(1):231–237

Cui B-K, Li H-J, Dai Y-C (2011b) Wood-rotting fungi in eastern China 6. Two new species of *Antrodia* (Basidiomycota) from Mt. Huangshan, Anhui Province. Mycotaxon 116(1):13–20

Cui B-K et al (2019) Species diversity, taxonomy and phylogeny of Polyporaceae (Basidiomycota) in China. Fungal Divers 97(1):137–392

Cui B-K, Tang L-P, Dai Y-C (2011c) Morphological and molecular evidences for a new species of *Lignosus* (Polyporales, Basidiomycota) from tropical China. Mycol Prog 10(3):267–271

Cui B-K, Vlasak J, Dai Y-C (2014) The phylogenetic position of *Osteina obducta* (Polyporales, Basidiomycota) based on samples from Northern Hemisphere. Chiang Mai J Sci 41(4):838–845

Cui B-K, Wang Z, Dai Y-C (2008) *Albatrellus piceiphilus* sp. nov. on the basis of morphological and molecular characters. Fungal Divers 28:41–48

Cui B-K, Zhao C-L (2012) Morphological and molecular evidence for a new species of *Perenniporia* (Basidiomycota) from Tibet, southwestern China. Mycoscience 53(5):365–372

Cui B-K, Zhao C-L, Dai Y-C (2011d) *Melanoderma microcarpum* gen. et sp. nov. (Basidiomycota) from China. Mycotaxon 116(1):295–302

Cui BK (2013b) Two new polypores (*Ceriporiopsis lavendula* and *Skeletocutis inflata* spp. nov.) from Guangdong Province, China. Nord J Bot 31(3):326–330

Cui Y-Y, Cai Q, Tang L-P, Liu J-W, Yang Z-L (2018) The family Amanitaceae: molecular phylogeny, higher-rank taxonomy and the species in China. Fungal Divers 91(1):5–230

Cui Y-Y, Feng B, Wu G, Xu J-P, Yang Z-L (2016) Porcini mushrooms (*Boletus* sect. *Boletus*) from China. Fungal Divers 81(1):189–212

Cummins GB, Hiratsuka Y (2003) Illustrated genera of rust fungi, 3rd edn. American Phytopathological Society, Saint Paul

da Cruz RHSF, Baseia IG (2014) Four new *Cyathus* species (Nidulariaceae, Basidiomycota, Fungi) from the semi-arid region of Brazil. J Torrey Bot Soc 141(2):173–180

da Marcela Vasco-Palacios A, López-Quintero C, Franco-Molano AE, Boekhout T (2014) *Austroboletus amazonicus* sp. nov. and *Fistulinella campinaranae* var. *scrobiculata*, two commonly occurring boletes from a forest dominated by *Pseudomonotes tropenbosii* (Dipterocarpaceae) in Colombian Amazonia. Mycologia 106(5):1004–1014

da Silva BDB, Baseia IG (2014) New records of *Disciseda* (Agaricales, Fungi) in the semiarid regions of Northeast Brazil. J Torrey Bot Soc 141(4):353–362

da Silva BDB, Cabral TS, Marinho P, Ishikawa NK, Baseia IG (2013a) Two new species of *Geastrum* (Geastraceae, Basidiomycota) found in Brazil. Nova Hedwigia 96(3–4):445–456

da Silva BDB, Cabral TS, Martín MP, Marinho P, Calonge FD, Baseia IG (2015) *Mutinus albotruncatus* (Phallales, Agaricomycetes), a new phalloid from the Brazilian semiarid, and a key to the world species. Phytotaxa 236(3):237–248

da Silva MA, Barbosa MMB, Baseia IG, Malosso E (2016) Novelties in *Cyathus* (Basidiomycota): new species and a phylogenetic analysis. Nova Hedwigia 103(1–2):57–69

da Silva PS, Borges da Silveira RM, Cortez VG (2014) Notes on *Deconica* and *Psilocybe* (Agaricales) from the southern border of Atlantic forest and Pampa biomes of Brazil. Sydowia 66(2):217–228

da Silva PS, Cortez VG, da Silveira RM (2009) New species of *Stropharia* from *Araucaria angustifolia* forests of southern Brazil. Mycologia 101(4):539–544

da Silva PS, Ramirez-Cruz V, Cortes-Perez A, Guzman G, Guzman-Davalos L, Borges da Silveira RM (2013b) *Deconica neorhombispora* (Agaricales, Strophariaceae): new combination and synonym. Sydowia 65(2):321–328

Daâssi D, Rodríguez-Couto S, Nasri M, Mechichi T (2014) Biodegradation of textile dyes by immobilized laccase from *Coriolopsis gallica* into Ca-alginate beads. Int Biodeterior Biodegrad 90:71–78

Daemmrich F, Rivoire B, Melo I (2017) *Postia saxonica*, a new species of *Postia* (Basidiomycota, Polyporales, Fomitopsidaceae) from Germany. Bull Mens Soc Linn Lyon 86(3–4):71–74

Dahlman M, Danell E, Spatafora JW (2000) Molecular systematics of *Craterellus*: cladistic analysis of nuclear LSU rDNA sequence data. Mycol Res 104(4):388–394

Dähncke R, Contu M, Ortega A (2008) Una nuova specie di *Rhodocybe dalle* isole Canarie. Riv Micol 51(2):127–132

Dähncke RM, Contu M, Vizzini A (2010) New taxa in the genus *Lyophyllum* s.l. from La Palma (Canary Islands, Spain). Mycotaxon 111:323–330

DähncNe R, HausNnecht A, Contu M, Vizzini A, Krisai-Greilhuber I (2010) *Bolbitius excoriatus* (Basidiomycota, Agaricales), a new species from Spain. Österreichische Zeitschrift für Pilzkunde 19:121–126

Dai L-D, He S-H (2017) A new species and a new combination of *Aleurodiscus* s.l. (Russulales, Basidiomycota). Mycosphere 8:908–916

Dai Y-C (2010a) Species diversity of wood-decaying fungi in Northeast China. Mycosystema 29:801–818

Dai Y-C (2010b) Hymenochaetaceae (Basidiomycota) in China. Fungal Divers 45(1):131–343

Dai Y-C (2012a) Polypore diversity in China with an annotated checklist of Chinese polypores. Mycoscience 53(1):49–80

Dai Y-C (2012b) Two new polypores from tropical China, and renaming two species of *Polyporus* and *Phellinus*. Mycoscience 53(1):40–44

Dai Y-C, Cui B-K (2011) *Fomitiporia ellipsoidea* has the largest fruiting body among the fungi. Fungal Biol 115(9):813–814

Dai Y-C, Cui B-K, Decock C (2008) A new species of *Fomitiporia* (Hymenochaetaceae, Basidiomycota) from China based on morphological and molecular characters. Mycol Res 112(3):375–380

Dai Y-C, Cui B-K, He S-H, Schigel DS (2014a) Wood-decaying fungi in eastern Himalayas 4. Species from Gaoligong Mountains, Yunnan Province, China. Mycosystema 33(3):611–620

Dai Y-C, Cui B-K, Liu X-Y (2010a) *Bondarzewia podocarpi*, a new and remarkable polypore from tropical China. Mycologia 102(4):881–886

Dai Y-C et al (2015) Dynamics of the worldwide number of fungi with emphasis on fungal diversity in China. Mycol Prog 14(8):62

Dai Y-C, Cui B-K, Yuan H-S (2009a) *Trichaptum* (Basidiomycota, Hymenochaetales) from China with a description of three new species. Mycol Prog 8(4):281

Dai Y-C et al (2011) Wood-inhabiting fungi in southern China. 4. Polypores from Hainan Province. Ann Bot Fenn 48(3):219–231

Dai Y-C, Korhonen K (2009) *Heterobasidion australe*, a new polypore derived from the *Heterobasidion insulare* complex. Mycoscience 50(5):353–356

Dai Y-C, Li H-J (2010) Notes on *Hydnochaete* (Hymenochaetales) with a seta-less new species discovered in China. Mycotaxon 111(1):481–487

Dai Y-C, Li H-J (2012) Type studies on *Coltricia* and *Coltriciella* described by EJH Corner from Southeast Asia. Mycoscience 53(5):337–346

Dai Y-C, Xue H-J, Vlasák J, Rajchenberg M, Wang B, Zhou L-W (2014b) Phylogeny and global diversity of *Polyporus* group *Melanopus* (Polyporales, Basidiomycota). Fungal Divers 64(1):133–144

Dai Y-C, Yang Z-L (2008) A revised checklist of medicinal fungi in China. Mycosystema 27(6):801–824

Dai Y-C, Yang Z-L, Cui B-K, Yu C-J, Zhou L-W (2009b) Species diversity and utilization of medicinal mushrooms and fungi in China. Int J Med Mushrooms 11(3):287–302

Dai Y-C, Yuan H, Zhang X, Wang Z (2007) Systematic revisit of *Sparsitubus* (Basidiomycota, Aphyllophorales), an unusual cyphelloid polypore from China. Fungal Divers 25:37–47

Dai Y-C, Yuan H-S (2010) Type studies on polypores described by JD Zhao. Ann Bot Fenn 47(2):113–117

Dai Y-C, Yuan H-S, Wang H-C, Yang F, Wei Y-L (2009c) *Polypores* (Basidiomycota) from Qin Mts. in Shaanxi Province, central China. Ann Bot Fenn 46(1):54–61

Dai Y-C, Zhou L, Yang Z, Wen H, Bau T, Li T (2010b) A revised checklist of edible fungi in China. Mycosystema 29(1):1–21

Dal Forno M, Bungartz F, Yánez-Ayabaca A, Lücking R, Lawrey JD (2017) High levels of endemism among Galapagos basidiolichens. Fungal Divers 85(1):45–73

Dal-Forno M (2015) Evolution and diversity of the Basidiolichen clade *Dictyonema* (Agaricales: Hygrophoraceae). George Mason University, Fairfax

Dal-Forno M, Lawrey JD, Sikaroodi M, Bhattarai S, Gillevet PM, Sulzbacher M, Lücking R (2013) Starting from scratch: evolution of the lichen thallus in the basidiolichen *Dictyonema* (Agaricales: Hygrophoraceae). Fungal Biol 117(9):584–598

Dal-Forno M et al (2016) From one to six: unrecognized species diversity in the genus *Acantholichen* (lichenized Basidiomycota: Hygrophoraceae). Mycologia 108(1):38–55

Dalman K, Olson Å, Stenlid J (2010) Evolutionary history of the conifer root rot fungus *Heterobasidion annosum* sensu lato. Mol Ecol 19(22):4979–4993

Damadi S, Pei M, Smith J, Abbasi M (2011) A new species of *Melampsora* rust on *Salix elbursensis* from Iran. For Pathol 41(5):392–397

Daniels PP et al (2017) A new species and a new combination of *Rhodophana* (Entolomataceae, Agaricales) from Africa. Phytotaxa 306(3):223–233

Danks M, Lebel T, Vernes K (2010) 'Cort short on a mountaintop'–Eight new species of sequestrate *Cortinarius* from sub-alpine Australia and affinities to sections within the genus. Persoonia 24:106–126

Das A et al (2017a) Draft genome sequence of *Grammothele lineata* SDL-CO-2015-1, a jute endophyte with a potential for paclitaxel biosynthesis. Genome Announc 5(33):e00825–e00827

Das K, Atri N, Buyck B (2013a) Three new species of *Russula* (Russulales) from India. Mycosphere 4(4):707–717

Das K, Chakraborty D, Baghela A, Singh S, Dentinger BT (2016) New species of xerocomoid boletes (Boletaceae) from Himalayan India based on morphological and molecular evidence. Mycologia 108(4):753–764

Das K, Chakraborty D, Baghela A, Singh SK, Buyck B (2015a) *Cantharellus sikkimensis* sp. nov.(Cantharellales, Agaricomycetes) from the Indian Himalayas. Phytotaxa 222(4):267–275

Das K, Chakraborty D, Vizzini A (2017b) Morphological and phylogenetic evidences unveil a novel species of *Gyroporus* (Gyroporaceae, Boletales) from Indian Himalaya. Nord J Bot 35(6):669–675

Das K, Dentinger BT (2015) *Austroboletus olivaceoglutinosus*, a new mushroom species from Sikkim, India with a distinctive green, glutinous pileus. Kew Bull 70(1):15

Das K et al (2017c) Fungal biodiversity profiles 31–40. Cryptogam Mycol 38(3):353–406

Das K, Hembrom ME, Parihar A, Zhao R-L (2015b) A new species of *Cyathus* (Agaricaceae) from India. Turk J Bot 39:1–7

Das K, Parihar A, Hembrom ME (2015c) A new species of *Bondarzewia* from India. Turk J Bot 39:128–133

Das K et al (2018) Fungal Biodiversity Profiles 61–70. Cryptogam Mycol 39(4):381–419

Das K, Stalpers J, Eberhardt U (2011) A new species of *Hericium* from Sikkim Himalaya (India). Cryptogam Mycol 32(3):285–293

Das K, Stalpers JA, Stielow JB (2013b) Two new species of hydnoid-fungi from India. IMA fungus 4(2):359–369

Das K, Verbeken A, Chakraborty D, Avchar R, Baghela A (2017d) Morphological and phylogenetic evidence for two new *Lactarius* species (Russulales, Basidiomycota) from India. Cryptogam Mycol 38(4):453–468

Das K, Zhao R-L (2013) *Nidula shingbaensis* sp. nov., a new bird's nest fungus from India. Mycotaxon 125(1):53–58

Davison E, Davison E, Giustiniano D, McGurk L, Syme K, Robinson R (2015) *Amanita drummondii* and *A. quenda* (Basidiomycota), two new species from Western Australia, and an expanded description of *A. walpolei*. Nuytsia 25:1–13

Davison EM, McGurk LE, Bougher NL, Syme K, Watkin EL (2013) *Amanita lesueurii* and *A. wadjukiorum* (Basidiomycota), two new species from Western Australia, and an expanded description of *A. fibrillopes*. Nuytsia 23:589–606

Davoodian N (2018) A Contribution Toward a Global Monograph of *Gyroporus*: Taxonomy, Phylogeny, Biogeography. City University of New York, New York

Davoodian N, Halling RE (2013) Validation and typification of *Gyroporus purpurinus*. Mycotaxon 125(1):103–105

De A (2009) *Asterostroma indicum* sp. nov. Mycotaxon 109(1):15–20

De Beer ZW, Begerow D, Bauer R, Pegg GS, Crous PW, Wingfield MJ (2006) Phylogeny of the Quambalariaceae fam. nov., including important *Eucalyptus* pathogens in South Africa and Australia. Stud Mycol 55:289–298

de Campos Santana M (2014) Contribution to the taxonomy and phylogeny of *Phellinus* sensu lato (Hymenochaetaceae, Basidiomycota) in Southern Brazil. UCL-Université Catholique de Louvain, Ottignies-Louvain-la-Neuve

de Campos Santana M, Amalfi M, Castillo G, Decock C (2016) Multilocus, DNA-based phylogenetic analyses reveal three new species lineages in the *Phellinus gabonensis–P. caribaeo-quercicola* species complex, including *P. amazonicus* sp. nov. Mycologia 108(5):939–953

de Campos Santana M, Loguercio-Leite C (2008) First records of xylophilous Basidiomycetes (Fungi) in Mondaí, Santa Catarina (Southern Brazil). Biotemas 21(2):19–26

de Carvalho AA, Hennen JF (2012) The species of *Puccinia* on *Piptocarpha* and *Vanillosmopsis* in the Neotropics. Mycologia 104(2):557–568

de Carvalho AA Jr, Hennen JF (2008) *Dicheirinia antunesii*, a new rust species on the legume Ormosia from Brazil. Mycologia 100(5):776–778

de Carvalho AA Jr, Hennen JF (2009) *Maravalia perae*, a new species of rust fungus on Pera from Brazil. Mycologia 101(2):239–242

de Carvalho AA Jr, Hennen JF (2010) New species and nomenclature in *Prospodium* (Uropyxidaceae, Pucciniales) and the new anamorphic genus *Canasta* in the Neotropics. Mycologia 102(5):1096–1113

de Carvalho AA Jr, Rios EE, Piepenbring M (2014) A new species of *Nyssopsora* (Pucciniales) from Panama. Nova Hedwigia 99(1–2):65–70

De Crop E, Hampe F, Wisitrassameewong K, Stubbe D, Nuytinck J, Verbeken A (2018) Novel diversity in *Lactifluus* section *Gerardii* from Asia: five new species with pleurotoid or small agaricoid basidiocarps. Mycologia 110(5):962–984

De Crop E, Lescroart J, Njouonkou A-L, Lange RD, Van de Putte K, Verbeken A (2019) Lactifluus bicapillus (Russulales, Russulaceae), a new species from the Guineo-Congolian rainforest. MycoKeys 45:25–39

De Crop E, Nuytinck J, Van de Putte K, Lecomte M, Eberhardt U, Verbeken A (2014) *Lactifluus piperatus* (Russulales, Basidiomycota) and allied species in Western Europe and a preliminary overview of the group worldwide. Mycol Prog 13(3):493–511

De Crop E et al (2017) A multi-gene phylogeny of *Lactifluus* (Basidiomycota, Russulales) translated into a new infrageneric classification of the genus. Persoonia 38:58–80

De Crop E, Tibuhwa D, Baribwegure D, Verbeken A (2012) *Lactifluus kigomaensis* sp. nov. from Kigoma province, Tanzania. Cryptogam Mycol 33(4):421–426

De-Crop E, Van de Putte K, De Wilde S, Njouonkou A-L, De Kesel A, Verbeken A (2016) *Lactifluus foetens* and *Lf. albomembranaceus* sp. nov. (Russulaceae): look-alike milkcaps from gallery forests in tropical Africa. Phytotaxa 277(2):159–170

de Diego Calonge F, Esteban MPM (2007) Nuevos datos sobre el género *Tulostoma* (Gasteromycetes) en España. IV. Revista Catalana de Micología 29:11–16

de García V et al (2015) Sex in the cold: taxonomic reorganization of psychrotolerant yeasts in the order Leucosporidiales. FEMS Yeast Res 15(4):19

De Jesus M, Ryvarden L (2010) Studies in neotropical polypores 28. Two new species from Amazonas, Brazil. Syn Fung 27:73–77

De Kesel A, Amalfi M, Ngoy BKW, Yorou NS, Raspé O, Degreef J, Buyck B (2016) New and interesting *Cantharellus* from tropical Africa. Cryptogam Mycol 37(3):283–327

De Kesel A, Codjia JTC, Yorou S (2002) Guide des champignons comestibles du Bénin. 1–275

De Lange R, De Crop E, Delgat L, Tibuhwa D, Baribwegure D, Verbeken A (2018) *Lactifluus kigomaensis* and *L. subkigomaensis*: Two look-alikes in Tanzania. Mycoscience 59(5):371–378

de Lira CRS, Ryvarden L, Gibertoni TB (2016) Morphological and molecular evidences for a new species of *Datroniella* (Polyporales, Basidiomycota) from Brazil. Phytotaxa 280(2):173–178

De Meijer AAR (2008) Notable macrofungi from Brazil's Paraná pine forests/Macrofungos notáveis das florestas de peinheiro-do-paraná. Embrapa Florestas, Colombo

de Oliveira JJS, Capelari M (2012) Two new species of *Marasmius* section *Neosessiles* (Marasmiaceae) from an Atlantic rain forest area of São Paulo State. Brazil. Nova Hedwigia 95(1–2):203–210

de Oliveira JJS, Capelari M (2016) Three new species of *Marasmius* from remnants of the Atlantic rainforest, São Paulo, Brazil. Cryptogam Mycol 37(1):61–73

de Oliveira JJS, Sanchez-Ramirez S, Capelari M (2014) Some new species and new varieties of *Marasmius* (Marasmiaceae, Basidiomycota) from Atlantic Rainforest areas of São Paulo State, Brazil. Mycol Prog 13(3):923–949

Decock C (2007) On the genus *Microporellus*, with two new species and one recombination (*M. papuensis* spec, nov. *M. adextrinoideus* spec, nov., and *M. Terrestris* comb, nov.). Czech Mycol 59(2):153–170

Decock C (2011) Studies in *Perenniporia* s.l. (Polyporaceae): African taxa VII. *Truncospora oboensis* sp. nov., an undescribed species from high elevation cloud forest of São Tome. Cryptogam Mycol 32(4):383–391

Decock C (2013) *Coltricia oboensis* sp. nov. from the high elevation cloud forest of São Tomé. Cryptogam Mycol 34(2):175–181

Decock C (2016) The Neotropical *Perenniporia* s. lat. (Basidiomycota): *Perenniporia nouraguensis* sp. nov. and a note on *Perenniporia sinuosa*, from the rainforest in French Guiana. Plant Ecol Evol 149(2):233–240

Decock C, Bitew A (2012) Studies in *Perenniporia* (Basidiomycota). African taxa VI. A new species and a new record of *Perenniporia* from the Ethiopian Afromontane forests. Plant Ecol Evol 145(2):272–278

Decock C, Mossebo DC, Yombiyeni P (2011) Studies in *Perenniporia* s. lat. (Basidiomycota). African taxa V: *Perenniporia alboferruginea* sp. nov. from Cameroon. Plant Ecol Evol 144(2):226–232

Decock C, Ryvarden L (2011) Additions to the Neotropical *Perenniporia*: *Perenniporia albo-incarnata* comb. nov. and *Perenniporia guyanensis* sp. nov. Cryptogam Mycol 32(1):13–23

Decock C, Ryvarden L (2013) Neotropical *Perenniporia*: a new species, *Perenniporia subovoidea*, from Costa Rica, new records of little known species, and a key to the species with a resupinate basidiome. Plant Ecol Evol 146(2):234–239

Decock C, Ryvarden L (2015) Studies in *Perenniporia s. l.* African taxa IX: *Perenniporia vanhullii* sp. nov. from open woodlands. Syn Fung 33:43–49

Decock C, Valenzuela R, Castillo G (2010) Studies in *Perenniporia* s.l. *Perenniporiella tepeitensis* comb. nov., an addition to *Perenniporiella*: evidence from morphological and molecular data. Cryptogam Mycol 31(4):419–429

Decock C, Yombiyeni P, Memiaghe H (2015) Hymenochaetaceae from the Guineo-Congolian rainforest: *Phylloporia flabelliforma* sp. nov. and *Phylloporia gabonensis* sp. nov., two undescribed species from Gabon. Cryptogam Mycol 36:449–468

Degreef J, Amalfi M, Decock C, Demoulin V (2013) Two rare Phallales recorded from São Tomé. Cryptogam Mycol 34(1):3–13

Degreef J, De Kesel A (2009) Two new African *Pulveroboletus* with ornamented spores. Mycotaxon 108(1):53–65

Degreef J, Kesel AD (2008) *Chalciporus africanus*, a new bolete species from Africa. Mycotaxon 103:329–336

Delgat L, De Crop E, Njouonkou A-L, Verbeken A (2017) *Lactifluus persicinus* sp. nov. from the gallery forests of West Cameroon. Mycotaxon 132(3):471–483

Delivorias P, Gonou-Zagou Z, Kapsanaki-Gotsi E (2012) A new species of *Guepiniopsis* (Dacrymycetes) from Greece. Sydowia 64(1):19–27

Demoulin V, Cornet L, Delbruyère E, Baurain D (2013) The unusual Gasteromycetes *Lycogalopsis solmsii* belongs to the gomphoid-phalloid group. Acta Mycol 48(1):13–20

Denchev TT, Denchev CM (2018) Contributions to the smut fungi of Africa. 4. Taxonomic re-examination and emended description of *Bauerago capensis*. Mycobiota 8:1–7

Deng C-Y, Antonín V, Wen T-C, Li T-H (2015a) *Marasmius fissuratus*, a new species from Northeast China. Sydowia 67:45–50

Deng C-Y, Li T, Li T, Antonín V (2012) New species and new records in *Marasmius* sect. *Sicci* from China. Cryptogam Mycol 33(4):439–451

Deng C-Y, Li T-H (2008) *Gloeocantharellus persicinus*, a new species from China. Mycotaxon 106:449–453

Deng C-Y, Li T-H (2011) *Marasmius galbinus*, a new species from China. Mycotaxon 115(1):495–500

Deng C-Y, Li T-H, Song B (2011) A new species and a new record of *Marasmius* from China. Mycotaxon 116(1):341–347

Deng C-Y, Wen T-C, Huang H, Li T-H (2017) *Marasmius pusilliformis*, a new species from South China. Sydowia 69:97–103

Deng C-Y, Wu X-L (2014) *Calostoma maoershanense*, a new species from South China. Sydowia 66(1):25–28

Deng S-F, Li T-H, Jiang Z-D, Song B (2016) *Gymnopus ramulicola* sp. nov., a pinkish species from southern China. Mycotaxon 131(3):663–670

Deng W-Q, Li T-H, Shen Y-H (2013a) A new species of *Clitopilus* from southwestern China. Mycotaxon 122(1):443–447

Deng W-Q, Li T-H, Wang C-Q, Li T, Shen Y-H (2015b) A new crepidotoid *Entoloma* species from Hainan Island (China). Mycoscience 56(3):340–344

Deng W-Q, Shen Y-H, Li T-H (2013b) A small cyathiform new species of *Clitopilus* from Guangdong, China. Mycosystema 32:781–784

Dentinger BT et al (2010) Molecular phylogenetics of porcini mushrooms (*Boletus* section *Boletus*). Mol Phylogenet Evol 57(3):1276–1292

Dentinger BT, Didukh MY, Moncalvo J-M (2011) Comparing COI and ITS as DNA barcode markers for mushrooms and allies (Agaricomycotina). PLoS ONE 6(9):e25081

Dentinger BT et al (2015) Tales from the crypt: genome mining from fungarium specimens improves resolution of the mushroom tree of life. Biol J Linn Soc 117(1):11–32

Dentinger BT, Lodge DJ, Munkacsi AB, Desjardin DE, McLaughlin DJ (2009) Phylogenetic placement of an unusual coral mushroom challenges the classic hypothesis of strict coevolution in the *Apterostigma pilosum* group ant–fungus mutualism. Evolution 63(8):2172–2178

Dentinger BT, McLaughlin DJ (2006) Reconstructing the Clavariaceae using nuclear large subunit rDNA sequences and a new genus segregated from *Clavaria*. Mycologia 98(5):746–762

Depriest PT, Sikaroodi M, Lawrey JD, Diederich P (2005) *Marchandiomyces lignicola* sp. nov. shows recent and repeated transition

between a lignicolous and a lichenicolous habit. Mycol Res 109(1):57–70
Desjardin D, Binder M, Roekring S, Flegel T (2009) *Spongiforma*, a new genus of gastroid boletes from Thailand. Fungal Divers 37:1–8
Desjardin D, Perry B (2015) A new species of *Scytinopogon* from the island of Príncipe, Republic of São Tomé and Príncipe, West Africa. Mycosphere 6(4):434–441
Desjardin D, Perry B (2016) Dark-spored species of Agaricineae from Republic of São Tomé and Príncipe, West Africa. Mycosphere 7(3):359–391
Desjardin D, Perry B (2017) The gymnopoid fungi (Basidiomycota, Agaricales) from the Republic of São Tomé and Príncipe, West Africa. Mycosphere 8(9):1317–1391
Desjardin D, Perry B, Shay J, Newman D, Randrianjohany E (2017) The type species of *Tetrapyrgos* and *Campanella* (Basidiomycota, Agaricales) are redescribed and epitypified. Mycosphere 8(8):977–984
Desjardin DE, Hemmes DE (2011) Agaricales of the Hawaiian Islands 9. Five new white-spored species from native montane wet forests. Mycologia 103(6):1441–1450
Desjardin DE, Hemmes DE, Perry BA (2014) A ruby-colored *Pseudobaeospora* species is described as new from material collected on the island of Hawaii. Mycologia 106(3):456–463
Desjardin DE, Oliveira AG, Stevani CV (2008a) Fungi bioluminescence revisited. Photochem Photobiol Sci 7(2):170–182
Desjardin DE, Peay KG, Bruns TD (2011) *Spongiforma squarepantsii*, a new species of gasteroid bolete from Borneo. Mycologia 103(5):1119–1123
Desjardin DE, Perry BA (2009) A new species of *Phallus* from São Tomé, Africa. Mycologia 101(4):545–547
Desjardin DE, Perry BA, Lodge DJ, Stevani CV, Nagasawa E (2010) Luminescent *Mycena*: new and noteworthy species. Mycologia 102(2):459–477
Desjardin DE, Perry BA, Stevani CV (2016) New luminescent mycenoid fungi (Basidiomycota, Agaricales) from São Paulo State, Brazil. Mycologia 108(6):1165–1174
Desjardin DE, Wilson AW, Binder M (2008b) *Durianella*, a new gasteroid genus of boletes from Malaysia. Mycologia 100(6):956–961
Devi TP, Kamil D, Prabhakaran N, Mathur N (2013) *Capillosclerotium*, a new genus in the order Corticiales causing Stem rot of Cluster Bean (*Cyanopsis tetragonoloba* L.). J Mycopathol Res 51(1):89–94
Dhingra G (2012a) *Hallenbergia* (Agaricomycetes), a new corticioid genus. Mycotaxon 118(1):289–292
Dhingra G (2012b) Two new species of *Hyphoderma* (Agaricomycetes) from India. Mycotaxon 119(1):255–260
Dhingra G, Kaur J (2012) *Radulomycetopsis* (Agaricomycetes), a new corticioid genus from India. Mycotaxon 119(1):133–136
Dhingra G, Kaur N (2011) *Phlebiopsis mussooriensis* (Agaricomycetes), a new corticioid species from India. Mycotaxon 115(1):255–258
Dhingra G, Priyanka G (2011) *Dendrophlebia* (Agaricomycetes), a new corticioid genus from India. Mycotaxon 116(1):157–160
Dhingra G, Singh AP (2008a) A new species of *Ceraceomyces* (Basidiomycetes) from India. Mycotaxon 106:399–401
Dhingra G, Singh AP (2008b) Validation of *Repetobasidiopsis* and *Trimitiella* (Basidiomycetes). Mycotaxon 105:421–422
Dhingra G, Singh AP, Singla N (2009) A new species of *Hyphoderma* (Basidiomycetes) from India. Mycotaxon 108(1):197–199
Dhingra GS (2014) Diversity of resupinate, non-poroid agaricomycetous fungi in the Himalaya and adjoining areas. In: Proceedings of the 8th international conference on mushroom biology and mushroom products (ICMBMP8), New Delhi, India, pp 19–22
Di Marino E, Scattolin L, Bodensteiner P, Agerer R (2008) *Sistotrema* is a genus with ectomycorrhizal species—confirmation of what sequence studies already suggested. Mycol Prog 7(3):169
Díaz-Valderrama JR, Nguyen HD, Aime MC (2017) *Wallemia peruviensis* sp. nov., a new xerophilic fungus from an agricultural setting in South America. Extremophiles 21(6):1017–1025
Diederich P, Lawrey JD (2007) New lichenicolous, muscicolous, corticolous and lignicolous taxa of *Burgoa* s.l. and *Marchandiomyces* s.l. (anamorphic Basidiomycota), a new genus for *Omphalina foliacea*, and a catalogue and a key to the non-lichenized, bulbilliferous basidiomycetes. Mycol Prog 6(2):61
Diederich P et al (2014) New lichen-associated bulbil-forming species of Cantharellales (Basidiomycetes). Lichenologist 46(3):333–347
Diederich P, Lawrey JD, Ertz D (2018a) The 2018 classification and checklist of lichenicolous fungi, with 2000 non-lichenized, obligately lichenicolous taxa. Bryologist 121(3):340–425
Diederich P, Lawrey JD, Sikaroodi M, Gillevet PM (2011) A new lichenicolous teleomorph is related to plant pathogens in *Laetisaria* and *Limonomyces* (Basidiomycota, Corticiales). Mycologia 103(3):525–533
Diederich P, Millanes AM, Wedin M (2015) *Tremella umbilicariae* (Tremellomycetes, Basidiomycota), a new lichenicolous species on *Umbilicaria* from Peru. Bull Soc Nat Luxemb 115:167–172
Diederich P, Schultheis B, Blackwell M (2003) *Marchandiobasidium aurantiacum* gen. sp. nov., the teleomorph of *Marchandiomyces aurantiacus* (Basidiomycota, Ceratobasidiales). Mycol Res 107(5):523–527
Diederich P, Zimmermann E, Sikaroodi M, Ghobad-Nejhad M, Lawrey JD (2018b) A first lichenicolous *Corticium* species (Corticiaceae, Corticiales), described from Thamnolia in Switzerland. Bull Soc Nat Luxemb 120:49–56
Dierickx G, Froyen M, Halling R, Wisitrassameewong K, Delgat L, De Crop E, Verbeken A (2019) Nomenclatural novelties. Index Fungorum 392:1
Dima B et al (2016) Typification of Friesian names in *Cortinarius* sections *Anomali*, *Spilomei*, and *Bolares*, and description of two new species from northern Europe. Mycol Prog 15(9):903–919
Dixon LJ, Castlebury LA, Aime MC, Glynn NC, Comstock JC (2010) Phylogenetic relationships of sugarcane rust fungi. Mycol Prog 9(4):459–468
Dogan HH, Karadelev M (2009) *Xeromphalina junipericola*, a rare species new to southeastern Europe. Mycotaxon 110(1):247–251
dos Santos Silva-Filho AG, de Araújo Teixeira-Silva M, Cortez VG (2018) New species, new combination, and notes on *Clitocella* and *Rhodocybe* (Entolomataceae) from Paraná state, Brazil. Darwiniana 6(1):58–67
Douanla-Meli C, Langer E (2009a) *Ganoderma carocalcareus* sp. nov., with crumbly-friable context parasite to saprobe on *Anthocleista nobilis* and its phylogenetic relationship in *G. resinaceum* group. Mycol Prog 8(2):145–155
Douanla-Meli C, Langer E (2009b) Fungi of Cameroon I. New corticioid species (Basidiomycetes). Mycotaxon 107(1):95–103
Douanla-Meli C, Langer E (2009c) Fungi of Cameroon II. Two new Russulales species (Basidiomycota). Nova Hedwigia 88(3–4):491–502
Doungsa-ard C, McTaggart AR, Geering AD, Dalisay TU, Ray J, Shivas RG (2015) *Uromycladium falcatarium* sp. nov., the cause of gall rust on *Paraserianthes falcataria* in south-east Asia. Australas Plant Pathol 44(1):25–30
Dovana F, Contu M, Angeli P, Brandi A, Mucciarelli M (2017) *Leucoagaricus ariminensis* sp. nov., a lilac species from Italy. Mycotaxon 132:205–216
Dovana F, Vizzini A, Boccardo F, Mucciarelli M, Clericuzio M (2016) *Entoloma ochreoprunuloides* from Italy, with notes on its

geographical distribution and allied species. Mycotaxon 131(4):881–887

Doveri F (2011) Additions to "Fungi Fimicoli Italici": An update on the occurrence of coprophilous Basidiomycetes and Ascomycetes in Italy with new records and descriptions. Mycosphere 2(4):331–427

Drechsler-Santos E, Ryvarden L, Wartchow F, Cavalcanti M (2008) *Polyporus elongoporus* (Aphyllophorales, Poriaceae) sp. nov. Syn Fung 25:38–43

Drechsler-Santos ER, Cavalcanti MA, Loguercio-Leite C, Robledo GL (2012a) Sobre las especies Neotropicales de *Daedalea*: *Daedalea ryvardenica* sp. nov. Kurtziana 37(1):65–72

Drechsler-Santos ER et al (2016) Phellinotus, a new neotropical genus in the Hymenochaetaceae (Basidiomycota, Hymenochaetales). Phytotaxa 261(3):218–239

Drechsler-Santos ER, Wartchow F, Coimbra VR, Gibertoni TB, Cavalcanti MAQ (2012b) Studies on lentinoid fungi (*Lentinus* and *Panus*) from the semi-arid region of Brazil. J Torrey Bot Soc 139(4):437–446

Drehmel D, James T, Vilgalys R (2008) Molecular phylogeny and biodiversity of the boletes. Fungi 1(4):17–23

Drewinski MDP, Junior NM, Neves MA (2017) *Agaricus globocystidiatus*: a new neotropical species with pleurocystidia in *Agaricus* subg. Minoriopsis. Phytotaxa 314(1):64–72

Drummond AJ, Suchard MA, Xie D, Rambaut A (2012) Bayesian phylogenetics with BEAU-ti and the BEAST 1.7. Mol Biol Evol 29(8):1969–1973

Duarte LL, Santos FMC, Barreto RW (2016) Mycobiota of the weed *Conyza canadensis* (Asteraceae) in Brazil. Fungal Biol 120(9):1118–1134

Ducousso M, Proust S, Vigier D, Eyssartier G (2009) *Podoserpula miranda* nom prov., une nouvelle espèce de champignon très spectaculaire découverte en Nouvelle-Calédonie. Bois For Trop 302:73–75

Dueñas M, Telleria MT, Melo I, Martín MP (2009) *Lagarobasidium calongei* (Aphyllophorales, Basidiomycota), a new species of corticioid fungi from Azores Islands. An Jard Bot Madr 66(S1):41–46

Duhem B (2009) *Phlebia pyrenaica* sp. nov., a new mediterranean species. Cryptogam Mycol 30(4):319–328

Duhem B (2013) *Phlebia rhodana* sp. nov. et *Phlebia jurassica* sp. nov. (Agaricomycotina), deux espèces nouvelles de France avec hyménophore tuberculé. Cryptogam Mycol 34(4):291–301

Duhem B, Buyck B (2011a) *Meruliophana mahorensis* gen. et sp. nov. de l'île de Mayotte (France Outre-mer). Cryptogam Mycol 32(2):135–143

Duhem B, Buyck B (2011b) *Peniophorella viperiformis* sp. nov. de l'île de Mayotte (France) une nouvelle espèce du complexe de *P. praetermissa* (Basidiomycota, Hymenochaetales). Cryptogam Mycol 32(3):307–313

Duhem B, Buyck B (2011c) *Hyphodermella brunneocontexta* sp. nov. (Basidiomycota, Polyporales) de l'île de Mayotte (France). Cryptogam Mycol 32(4):413–420

Duhem B, Buyck B (2011d) Candelabrochaete neocaledonica Nouvelle-Calédonie. Cryptogam Mycol 32(1):25–33

Dulay R et al (2015) Proximate composition and antioxidant activity of *Panaeolus antillarium*, a wild coprophilous mushroom. Curr Res Environ Appl Mycol 5(1):52–59

Durall DM, Gamiet S, Simard SW, Kudrna L, Sakakibara SM (2006) Effects of clearcut logging and tree species composition on the diversity and community composition of epigeous fruit bodies formed by ectomycorrhizal fungi. Botany 84(6):966–980

Dutta AK, Acharya K (2018) A new host for the parasitic macrofungus *Marasmius palmivorus* Sharples (Marasmiaceae). Curr Sci 114(7):1400–1402

Dutta AK, Antonín V, Barui R, Acharya K (2018) A new species of *Clitocybula* (Marasmiaceae) from West Bengal, India. Nova Hedwigia 107:195–203

Dutta AK, Chakraborty N, Pradhan P, Acharya K (2012) Phallales of West Bengal, India. II. Phallaceae: *Phallus* and *Mutinus*. Researcher 4(8):21–25

Dutta AK, Chandra S, Pradhan P, Acharya K (2014) A new species of *Marasmius* sect. *Sicci* from India. Mycotaxon 128(1):117–125

Dutta AK, Das K, Acharya K (2015a) A new species of *Marasmius* sect. *Globulares* from Indian Himalaya with tall basidiomata. Mycosphere 6:560–567

Dutta AK, Nandi S, Tarafder E, Sikder R, Roy A, Acharya K (2017) *Trogia benghalensis* (Marasmiaceae, Basidiomycota), a new species from India. Phytotaxa 331(2):273–280

Dutta AK, Paloi S, Pradhan P, Acharya K (2015b) A new species of *Russula* (Russulaceae) from India based on morphological and molecular (ITS sequence) data. Turk J Bot 39(5):850–856

Dutta AK, Wilson AW, Antonín V, Acharya K (2015c) Taxonomic and phylogenetic study on gymnopoid fungi from Eastern India. I. Mycol Prog 14(10):79

Eberhardt U, Beker HJ (2010) *Hebeloma vesterholtii*, a new species in section *Theobromina*. Mycol Prog 9(2):215–223

Eberhardt U, Beker HJ, Vesterholt J (2015a) Decrypting the *Hebeloma crustuliniforme* complex: European species of *Hebeloma* section *Denudata* subsection *Denudata* (Agaricales). Persoonia 35:101–147

Eberhardt U, Beker HJ, Vesterholt J, Dukik K, Walther G, Vila J, Brime SF (2013) European species of *Hebeloma* section *Theobromina*. Fungal Divers 58(1):103–126

Eberhardt U, Beker HJ, Vesterholt J, Schütz N (2016) The taxonomy of the European species of *Hebeloma* section *Denudata* subsections *Hiemalia*, *Echinospora* subsect. nov. and *Clepsydroida* subsect. nov. and five new species. Fungal Biol 120(1):72–103

Eberhardt U, Beker HJ, Vila J, Vesterholt J, Llimona X, Gadjieva R (2009) *Hebeloma* species associated with *Cistus*. Mycol Res 113(1):153–162

Eberhardt U, Ronikier A, Schütz N, Beker HJ (2015b) The genus *Hebeloma* in the alpine belt of the Carpathians including two new species. Mycologia 107(6):1285–1303

Eberhardt U, Verbeken A (2004) Sequestrate *Lactarius* species from tropical Africa: *L. angiocarpus* sp. nov. and *L. dolichocaulis* comb. nov. Mycol Res 108(9):1042–1052

Ebika SNT, Yorou NS (2017) Two African *Amanita* (Amanitaceae, Basidiomycotina) species with a strobiloid volva. Nova Hedwigia 105(1–2):231–241

Ebinghaus M, Maier W, Wingfield MJ, Begerow D (2018) New host associations and a novel species for the gall-inducing acacia rust genus *Ravenelia* in South Africa. MycoKeys 43:1–21

Edgar RC (2004) MUSCLE: multiple sequence alignment with high accuracy and high throughput. Nucleic Acids Res 32(5):1792–1797

Ediriweera AN, Karunarathna SC, Xu J, Hyde KD, Mortimer PE (2017) *Entoloma mengsongense* sp. nov. (Entolomataceae, Agaricales), a remarkable blue mushroom from Yunnan Province, China. Turk J Bot 41(5):505–515

El-Gharabawy H, Detheridge A, El-Fallal A, El-Sayed A, Griffith G (2016) Analysis of wood decay and ligninolysis in Polyporales from the Nile Delta region of Egypt. Mycosphere 7:392–404

Elías-Román RD, Medel-Ortiz R, Alvarado-Rosales D, Hanna JW, Ross-Davis AL, Kim M-S, Klopfenstein NB (2018) *Armillaria mexicana*, a newly described species from Mexico. Mycologia 110(2):327–360

Elliott T, Trappe J (2018) A worldwide nomenclature revision of sequestrate *Russula* species. Fungal Syst Evol 1(1):229–242

Elliott T, Trappe J, Weise A (2015) Australasian sequestrate Fungi 19: *Hysterangium colossum* sp. nov. IMA Fungus 6(1):115–117

Endo N, Tokoo R, Fukuda M, Yamada A (2018) *Hygrophorus yukishiro* sp. nov., a new vernal edible mushroom from Nagano Prefecture, Japan. Mycoscience 59(6):449–454

Engh IB, Carlsen T, Sætre GP, Högberg N, Doi S, Kauserud H (2010) Two invasive populations of the dry rot fungus *Serpula lacrymans* show divergent population genetic structures. Mol Ecol 19(4):706–715

Ericksson O (1999) Outline of Ascomycota—1999. Myconet 3:1–88

Eriksson O (1986) Outline of the ascomycetes. Syst Ascom 5:185–324

Eriksson O (1991) Outline of the ascomycetes—1990. Syst Ascomycetum 9:39–271

Eriksson O (1998) Outline of the ascomycetes—1998. Syst Ascomycetum 16:83–296

Eriksson O, Baral H, Currah R, Hansen K, Kurtzman C, Rambold G, Læssøe T (2003) Outline of Ascomycota—2005. Myconet 9(1):1–189

Eriksson O, Baral H, Currah R, Hansen K, Kurtzman C, Rambold G, Læssøe T (2004) Outline of Ascomycota—2004. Myconet 10(1):89

Eriksson OE, Winka K (1997) Supraordinal taxa of Ascomycota. Myconet 1:1–16

Esslinger TL (2016) A cumulative checklist for the lichen-forming, lichenicolous and allied fungi of the continental United States and Canada, version 21. Opusc Philolichenum 15(136):390

Esteve-Raventós F (2014) *Inocybe aureocitrina* (Inocybaceae), a new species of section *Rimosae* from Mediterranean evergreen oak forests. Plant Biosyst 148(2):377–383

Esteve-Raventós F, Bandini D, Oertel B, González V, Moreno G, Olariaga I (2018) Advances in the knowledge of the *Inocybe mixtilis* group (Inocybaceae, Agaricomycetes), through molecular and morphological studies. Persoonia 41:213–236

Esteve-Raventos F, Barrasa JM (2009) *Mycena subinsignis*, a new species from highland heaths of Central Spain. Cryptogam Mycol 30(2):153–159

Esteve-Raventos F, Macau N, Ferville A (2011) *Inocybe neorufulasp*. nov. un nouveau nom pour I. rufula au sens de Malençon. Bull Trimest Soc Mycol Fr 127:189–200

Esteve-Raventós F, Moreno AC (2009) Especies nuevas e interesantes del género'Inocybe'('Inocybaceae','Basidiomycetes') en la Comunidad de La Rioja (España Peninsular).: Taxones con esporas nodulosas (I). Candusso Edizioni, Alassio

Esteve-Raventós F, Moreno G, Alvarado P, Olariaga I (2016) Unraveling the *Inocybe praetervisa* group through type studies and ITS data: *Inocybe praetervisoides* sp. nov. from the Mediterranean region. Mycologia 108(1):123–134

Esteve-Raventós F, Moreno G, Bizio E, Alvarado P (2015) *Inocybe flavobrunnescens*, a new species in section *Marginatae*. Mycol Prog 14(4):14

Esteve-Raventós F, Moreno G, Manjón JL, Alvarado P (2010) *Xeromphalina setulipes* (hygrophoroid clade, Agaricales), a new Mediterranean species. Mycol Prog 9(4):575–583

Estrada AER, del Mar Jimenez-Gasco M, Royse DJ (2010) *Pleurotus eryngii* species complex: sequence analysis and phylogeny based on partial EF1α and RPB2 genes. Fungal Biol 114(5–6):421–428

Estrada-Torres A, Gaither TW, Miller DL, Lado C, Keller HW (2005) The myxomycete genus *Schenella*: morphological and DNA sequence evidence for synonymy with the gasteromycete genus *Pyrenogaster*. Mycologia 97(1):139–149

Eyssartier E, Stubbe D, Walleyn R, Verbeken A (2009) New records of *Cantharellus* species (Basidiomycota, Cantharellaceae) from Malaysian dipterocarp rainforest. Fungal Divers 36(5):57–67

Eyssartier G, Buyck B (2014) Le genre *Entoloma* à Madagascar. Bull Soc mycol Fr 128(3–4):205–252

Eyssartier G, Ducousso M, Buyck B (2010) *Entoloma pseudomurrayi* sp. nov., un nouvel entolome jaune des forêts néo-calédoniennes de montagne à Nothofagus. Cryptogam Mycol 31(1):3–8

Eyssartier G, Ducousso M, Buyck B (2011a) Les entolomes blancs de nouvelle-calédonie. Bull Soc mycol Fr 127(1–2):81–98

Eyssartier G, Noordeloos M (2009) La Flora mycologique de Parc du Sausset (Seine-Saint-Denis, France). Deuxième contribution. *Entoloma saussetiensis* sp. nov. Bull Soc mycol Fr 124(1–2):77–82

Eyssartier G, Roux P, Roux P (2011b) Le guide des champignons: France et Europe. Guillaume Eyssartier, Berlin

Falandysz J, Kunito T, Kubota R, Gucia M, Mazur A, Falandysz JJ, Tanabe S (2008) Some mineral constituents of Parasol Mushroom (*Macrolepiota procera*). Journal of Environmental Science and Health Part B 43(2):187–192

Fan L-F, Ji X-H, Si J (2017) A new species in the *Skeletocutis subincarnata* complex (Polyporales, Basidiomycota) from Southwestern China. Mycosphere 8(6):1253–1260

Fan Y-G, Bau T (2013) Two striking *Inocybe* species from Yunnan Province, China. Mycotaxon 123(1):169–181

Fan Y-G, Bau T (2014a) *Inocybe hainanensis*, a new lilac-stiped species from tropical China. Mycosystema 33(5):954–960

Fan Y-G, Bau T (2014b) *Inocybe miyiensis*, a new two-spored species in section *Marginatae* from China. Nova Hedwigia 98:179–185

Fangfuk W, Fukuda M, Yamada A, Petchang R, To-anun C (2010) Identification of Japanese *Astraeus*, based on morphological and phylogenetic analyses. Mycoscience 51(4):291–299

Farid A et al (2018) *Phylloporus* and *Phylloboletellus* are no longer alone: *Phylloporopsis* gen. nov. (Boletaceae), a new smooth-spored lamellate genus to accommodate the American species *Phylloporus boletinoides*. Fungal Syst Evol 2(1):341–359

Farid AM, Lee S, Maziah Z, Patahayah M (2009) Pathogenicity of *Rigidoporus microporus* and *Phellinus noxius* against four major plantation tree species in peninsular Malaysia. J Trop For Sci 21(4):289–298

Farook V, Manimohan P (2014) The genus *Campanella* (Marasmiaceae, Agaricales): a new species and a new combination and species status. Curr Res Environ Appl Mycol 4(2):157–161

Farook VA, Manimohan P (2015) *Marasmius odoratus*—a new jasmine-scented species of *Marasmius* section *Globulares* from India. Phytotaxa 227(3):275–281

Farooqi A, Aqdus F, Niazi AR, Jabeen S, Khalid AN (2017) *Inocybe ahmadii* sp. nov. and a new record of *I. leptocystis* from Pakistan. Mycotaxon 132(2):257–269

Fazolino E, Trierveiler-Pereira L, Calonge FD, Baseia IG (2010) First records of *Clathrus* (Phallaceae, Agaricomycetes) from the northeast region of Brazil. Mycotaxon 113(1):195–202

Feau N, Vialle A, Allaire M, Maier W, Hamelin RC (2011) DNA barcoding in the rust genus *Chrysomyxa* and its implications for the phylogeny of the genus. Mycologia 103(6):1250–1266

Fechner N, Bonito G, Bougher NL, Lebel T, Halling RE (2017) New species of *Austroboletus* (Boletaceae) in Australia. Mycol Prog 16(8):769–775

Felipe W (2012) *Clavulina incrustata*, a new species from Pernambuco, Brazil. Cryptogam Mycol 33(1):105–114

Felix CR, Navarro HMC, Paulino GVB, Broetto L, Landell MF (2017) *Carlosrosaea hohenbergiae* sp. nov. and *Carlosrosaea aechmeae* sp. nov., two tremellaceous yeasts isolated from bromeliads in north-eastern Brazil. Int J Syst Evol Microbiol 67(6):1752–1757

Feng B, Wang X-H, Ratkowsky D, Gates G, Lee SS, Grebenc T, Yang Z-L (2016) Multilocus phylogenetic analyses reveal unexpected abundant diversity and significant disjunct distribution pattern of the Hedgehog Mushrooms (*Hydnum* L.). Sci Rep 6:25586

Feng J, Qin SL, Hu B, Zhao XJ, Wang LA (2014) Chemical constituents of fruiting bodies of *Chroogomphus rutilus* and their biological activities. Mycosystema 33(2):355–364

Fernandez-Brime S, Vila J, Ortega A (2014) Some new and interesting taxa of *Cortinarius* subgenus *Phlegmacium* from the European Mediterranean Basin. Mycologia 106(3):491–504

Fernandez-Fueyo E et al (2012) Comparative genomics of *Ceriporiopsis subvermispora* and *Phanerochaete chrysosporium* provide insight into selective ligninolysis. PNAS 109(14):5458–5463

Ferrari E (2010) *Inocybe* dai litorali alla zona alpina. Edizioni Candusso, Alassio

Ferrari E, Bandini D, Boccardo F (2014) *Inocybe* (Fr.) Fr: terzo contributo. Candusso Edizioni, Alassio

Findley K, Rodriguez-Carres M, Metin B, Kroiss J, Fonseca A, Vilgalys R, Heitman J (2009) Phylogeny and phenotypic characterization of pathogenic *Cryptococcus* species and closely related saprobic taxa in the Tremellales. Eukaryot Cell 8(3):353–361

Fitza KN, Tabata M, Kanzaki N, Kimura K, Garnas J, Slippers B (2016) Host specificity and diversity of *Amylostereum* associated with Japanese siricids. Fungal Ecol 24:76–81

Floriani M, Vizzini A (2016) *Calocybe pilosella* sp. nov., a distinctive new lyophylloid agaric collected near Trento (Italy). Studi Trentini di Scienze Naturali 95:17–23

Floudas D et al (2012) The Paleozoic origin of enzymatic lignin decomposition reconstructed from 31 fungal genomes. Science 336(6089):1715–1719

Floudas D et al (2015) Evolution of novel wood decay mechanisms in Agaricales revealed by the genome sequences of *Fistulina hepatica* and *Cylindrobasidium torrendii*. Fungal Genet Biol 76:78–92

Floudas D, Hibbett DS (2015) Revisiting the taxonomy of *Phanerochaete* (Polyporales, Basidiomycota) using a four gene dataset and extensive ITS sampling. Fungal Biol 119(8):679–719

Fotedar R et al (2019b) *Cystobasidium halotolerans* sp. nov., a novel basidiomycetous yeast species isolated from the Arabian Gulf. Int J Syst Evol Microbiol 69(3):839–845

Fotedar R et al (2018) *Naganishia qatarensis* sp. nov., a novel basidiomycetous yeast species from a hypersaline marine environment in Qatar. Int J Syst Evol Microbiol 68(9):2924–2929

Fotedar R, Kolecka A, Boekhout T, Fell JW, Zeyara A, Al Malki A, Al Marri M (2019) *Kondoa qatarensis* fa, sp. nov., a novel yeast species isolated from marine water in Qatar. Int J Syst Evol Microbiol 69:486–492

Fraiture A, Amalfi M, Raspé O, Kaya E, Akata I, Degreef J (2019) Two new species of *Amanita* sect. *Phalloideae* from Africa, one of which is devoid of amatoxins and phallotoxins. MycoKeys 53:93–125

Franchi P, Marchetti M (2015) *Schildia*, un nuovo Genere delle Gomphales e due nuove Ramaria della Toscana Funghi clavarioidi—VIII. Rivista di micologia: bollettino dell' Associazione Micologica Bresadola 2:99–130

Franchi P, Marchetti M, Papetti C (2016a) Le controverse vicende tassonomiche e nomenclaturali di *Inocybe urbana*. Riv Micol 58(1):99–121

Franchi P, Marchetti M, Papetti C (2016b) *Inocybe tiliae*, una nuova specie della Sezione Marginatae. Riv Micol 59(2):99–121

Frank J, Bessette AR, Bessette AE (2017) *Alessioporus rubriflavus* (Boletaceae), a new species from the eastern United States. N Am Fungi 12:1–8

Frank JL, Coffan RA, Southworth D (2010) Aquatic gilled mushrooms: *Psathyrella* fruiting in the Rogue River in southern Oregon. Mycologia 102(1):93–107

Frantzeskakis L et al (2017) The plant-dependent life cycle of *Thecaphora thlaspeos*: a smut fungus adapted to Brassicaceae. Mol Plant-Microbe Interact 30(4):271–282

Froese T, Guzmán G, Guzmán-Dávalos L (2016) On the origin of the genus *Psilocybe* and its potential ritual use in Ancient Africa and Europe1. Econ Bot 70(2):103–114

Fujimori S, Abe JP, Okane I, Yamaoka Y (2019) Three new species in the genus *Tulasnella* isolated from orchid mycorrhiza of *Spiranthes sinensis* var. *amoena* (Orchidaceae). Mycoscience 60(1):71–81

Fukami T et al (2010) Assembly history dictates ecosystem functioning: evidence from wood decomposer communities. Ecol Lett 13(6):675–684

Fukiharu T, Peter NLB, Buchanan K, Suzuki A, Tanaka C, Sagara N (2011) *Coprinopsis austrophlyctidospora* sp. nov., an agaric ammonia fungus from Southern Hemisphere plantations and natural forests. Mycoscience 52(2):137–142

Fukiharu T, Shimizu K, Li R, Raut JK, Yamakoshi S, Horie Y, Kinjo N (2013) *Coprinopsis novorugosobispora* sp. nov., an agaric ammonia fungus from Beijing, China. Mycoscience 54(3):226–230

Fukiharu T, Shimizu K, Nakajima A, Miyamoto T, Raut JK, Kinjo N (2015) *Coprinopsis igarashii* sp. nov., a coprophilous agaric fungus from Hokkaido, northern Japan. Mycoscience 56(4):413–418

Fukiharu T et al (2014) *Coprinopsis asiaticiphlyctidospora* sp. nov., an agaric ammonia fungus from Amami and Okinawa, southern Japan. Mycoscience 55(5):355–360

Fulgenzi TD, Halling RE, Henkel TW (2010) *Fistulinella cinereoalba* sp. nov. and new distribution records for *Austroboletus* from Guyana. Mycologia 102(1):224–232

Fulgenzi TD, Mayor JR, Henkel TW, Halling RE (2008) New species of *Boletellus* from Guyana. Mycologia 100(3):490–495

Furtado AN, Daniels PP, Neves MA (2016) New species and new records of Clavariaceae (Agaricales) from Brazil. Phytotaxa 253(1):1–26

Gafforov Y, Hoshino T (2015) Remarks on *Typhula* sp. Uzbekistan. Mycoscience 56(1):109–113

Gafforov Y, Tomšovský M, Langer E, Zhou L-W (2014) *Phylloporia yuchengii* sp. nov. (Hymenochaetales, Basidiomycota) from Western Tien Shan Mountains of Uzbekistan based on phylogeny and morphology. Cryptogam Mycol 35(4):313–322

Gamboa Trujillo JP, Wartchow F, Cerón C, Aules E, Aigaje C, Calvalcanti L, Gibertoni T (2014) Traditional use of *Gymnopus nubicola* as food resource in a Kichwa community, Pichincha, Ecuador. Mycosphere 5(1):180–186

Gandhe K, Kuvalekar A (2007) Enzymatic and hormonal studies in *Acacia eburnea* infected with *Ravenelia esculenta*. Zoos' Print J 22:2781–2785

Ganga KG, Manimohan P (2018) A new species and a new record of *Parasola* from Kerala State, India. Phytotaxa 369(4):260–268

Gao C et al (2013a) Host plant genus-level diversity is the best predictor of ectomycorrhizal fungal diversity in a Chinese subtropical forest. Mol Ecol 22(12):3403–3414

Gao C-J, Wang Y-H, Wang C-Y, Wang Z-Y (2013b) Antioxidant and immunological activity in vitro of polysaccharides from *Gomphidius rutilus* mycelium. Carbohydr Polym 92(2):2187–2192

Gáper J, Gáperová S, Pristas P, Naplavova K (2016) Medicinal value and taxonomy of the tinder polypore, *Fomes fomentarius* (Agaricomycetes): a review. Int J Med Mushrooms 18(10):851–859

Garay-Serrano E, Bandala VM, Montoya L (2012) Morphological and molecular identification of the ectomycorrhizal association of *Lactarius fumosibrunneus* and Fagus grandifolia var. mexicana trees in eastern Mexico. Mycorrhiza 22(8):583–588

Garbelotto M, Gonthier P (2013) Biology, epidemiology, and control of *Heterobasidion* species worldwide. Annu Rev Phytopathol 51:39–59

García J, Singer R, Estrada E, Garza-Ocañas F, Valenzuela R (2013) Two new species of the genus *Boletus* (Boletales, Agaricomycetes) in Mexico. Rev Mex Biodivers 84(Supl. Micología):152–162

Garcia-Sandoval R, Wang Z, Binder M, Hibbett DS (2011) Molecular phylogenetics of the Gloeophyllales and relative ages of clades of Agaricomycotina producing a brown rot. Mycologia 103(3):510–524

García-Torreiro M, López-Abelairas M, Lu-Chau T, Lema J (2016) Fungal pretreatment of agricultural residues for bioethanol production. Ind Crops Prod 89:486–492

Gardt S, Yorou NS, Guissou M-L, Guelly AK, Agerer R (2011) *Amaurodon angulisporus* (Basidiomycota, Fungi), a new species from West Africa identified by molecular and anatomical features. Nova Hedwigia 93(1–2):237–247

Garnica S, Riess K, Schön ME, Oberwinkler F, Setaro SD (2016) Divergence times and phylogenetic patterns of Sebacinales, a highly diverse and widespread fungal lineage. PLoS ONE 11(3):e0149531

Garnica S, Spahn P, Oertel B, Ammirati J, Oberwinkler F (2011) Tracking the evolutionary history of *Cortinarius* species in section *Calochroi*, with transoceanic disjunct distributions. BMC Evol Biol 11(1):213

Garnica S, Weiß M, Oertel B, Ammirati J, Oberwinkler F (2009) Phylogenetic relationships in *Cortinarius*, section *Calochroi*, inferred from nuclear DNA sequences. BMC Evol Biol 9:1

Garnica S, Weiss M, Walther G, Oberwinkler F (2007) Reconstructing the evolution of agarics from nuclear gene sequences and basidiospore ultrastructure. Mycol Res 111(9):1019–1029

Gartz J, Wiedemann G (2015) Discovery of a new caerulescent *Psilocybe* mushroom in Germany: *Psilocybe germanica* sp. nov. Drug Test Anal 7(9):853–857

Gasparini B, Soop K (2008) Contribution to the knowledge of *Cortinarius* (Agaricales, Cortinariaceae) of Tasmania (Australia) and New Zealand. Australasian Mycologist 27(3):173–203

Gates GM, Horton BM, Noordeloos M (2009) A new *Entoloma* (Basidiomycetes, Agaricales) from Tasmania. Mycotaxon 107(1):175–179

Gautam A, Avasthi S (2016a) First checklist of rust fungi in the genus *Puccinia* from Himachal Pradesh, India. Plant Pathol Quar 6(2):114–128

Gautam A, Avasthi S (2016b) *Puccinia himachalensis*—a new rust fungus from Himachal Pradesh, India. Plant Pathol Quar 6(2):220–223

Gautam AK, Avasthi S (2017) Fungi associated with *Pistacia integerrima* with a description of a new species and one new record from India. Acta Mycol 52(2):1–6

Ge Y, Yang S, Bau T (2017) *Crepidotus lutescens* sp. nov. (Inocybaceae, Agaricales), an ochraceous salmon colored species from northeast of China. Phytotaxa 297(2):189–196

Ge Z-W, Chen C-M, Yang Z-L (2008a) A new species of the genus *Hymenagaricus* (Basidiomycota) from Taiwan and its phylogenetic position inferred from ITS and nLSU sequences. Cryptogam Mycol 29(3):259–265

Ge Z-W, Chen Z-H, Yang Z-L (2012) *Macrolepiota subcitrophylla* sp. nov., a new species with yellowish lamellae from southwest China. Mycoscience 53(4):284–289

Ge Z-W et al (2018) A multi-gene phylogeny of *Chlorophyllum* (Agaricaceae, Basidiomycota): new species, new combination and infrageneric classification. MycoKeys 32:65–90

Ge Z-W, Liu X-B, Zhao K, Yang Z-L (2015a) Species diversity of *Flammulina* in China: new varieties and a new record. Mycosystema 34:589–603

Ge Z-W, Smith ME (2013) Phylogenetic analysis of rDNA sequences indicates that the sequestrate *Amogaster viridiglebus* is derived from within the agaricoid genus *Lepiota* (Agaricaceae). Mycol Prog 12(1):151–155

Ge Z-W, Yang Z-L (2006) The genus *Chlorophyllum* (Basidiomycetes) in China. Mycotaxon 96:181–192

Ge Z-W, Yang Z-L (2017) *Pseudolepiota zangmui* gen. et sp. nov. (Agaricaceae, Basidiomycota), a new white-spored mushroom from China. Phytotaxa 312(2):247–255

Ge Z-W, Yang Z-L, Zhang P, Matheny P, Hibbett D (2008b) *Flammulina* species from China inferred by morphological and molecular data. Fungal Divers 32(2):59–68

Ge Z-W, Yang ZL, Qasim T, Nawaz R, Khalid A, Vellinga EC (2015b) Four new species in *Leucoagaricus* (Agaricaceae, basidiomycota) from Asia. Mycologia 107(5):1033–1044

Ge Z-W, Yang ZL, Vellinga EC (2010) The genus *Macrolepiota* (Agaricaceae, Basidiomycota) in China. Fungal Divers 45(1):81–98

Geethangili M, Tzeng Y-M (2011) Review of pharmacological effects of *Antrodia camphorata* and its bioactive compounds. Evid Based Complement Alternat Med 2011: 212641

Gelardi M, Simonini G, Ercole E, Davoli P, Vizzini A (2015a) *Cupreoboletus* (Boletaceae, Boletineae), a new monotypic genus segregated from *Boletus* sect. *Luridi* to reassign the Mediterranean species *B. poikilochromus*. Mycologia 107(6):1254–1269

Gelardi M, Simonini G, Ercole E, Vizzini A (2014a) *Alessioporus* and *Pulchroboletus* (Boletaceae, Boletineae), two novel genera for *Xerocomus ichnusanus* and *X. roseoalbidus* from the European Mediterranean basin: molecular and morphological evidence. Mycologia 106(6):1168–1187

Gelardi M, Vizzini A, Ercole E, Horak E, Ming Z, Li TH (2015b) Circumscription and taxonomic arrangement of *Nigroboletus roseonigrescens* gen. et sp. nov., a new member of Boletaceae from tropical South–Eastern China. PLoS ONE 10(8):e0134295

Gelardi M et al (2015c) New collection, iconography and molecular evidence for *Tylopilus neofelleus* (Boletaceae, Boletoideae) from southwestern China and the taxonomic status of *T. plumbeoviolaceoides* and *T. microsporus*. Mycoscience 56(4):373–386

Gelardi M, Vizzini A, Ercole E, Voyron S, Wu G, Liu X-Z (2013a) *Strobilomyces echinocephalus* sp. nov. (Boletales) from southwestern China, and a key to the genus *Strobilomyces* worldwide. Mycol Prog 12(3):575–588

Gelardi M, Vizzini A, Ercole E, Voyron S, Sun J-Z, Liu X-Z (2013b) *Boletus sinopulverulentus*, a new species from Shaanxi Province (central China), and notes on *Boletus* and *Xerocomus*. Sydowia 65(1):45–57

Gelardi M, Vizzini A, Horak E, Ercole E, Voyron S, Wu G (2014b) *Paxillus orientalis* sp. nov. (Paxillaceae, Boletales) from southwestern China based on morphological and molecular data and proposal of the new subgenus *Alnopaxillus*. Mycol Prog 13(2):333–342

Geml J, Davis DD, Geiser DM (2005) Phylogenetic analyses reveal deeply divergent species lineages in the genus *Sphaerobolus* (Phallales: Basidiomycota). Mol Phylogenet Evol 35(2):313–322

Geml J, Geiser DM, Royse DJ (2004) Molecular evolution of *Agaricus* species based on ITS and LSU rDNA sequences. Mycol Prog 3(2):157–176

Geml J et al (2014a) The contribution of DNA metabarcoding to fungal conservation: diversity assessment, habitat partitioning and mapping red-listed fungi in protected coastal Salix repens communities in the Netherlands. PLoS ONE 9(6):e99852

Geml J, Kauff F, Brochmann C, Lutzoni F, Laursen GA, Redhead SA, Taylor DL (2012a) Frequent circumarctic and rare transequatorial dispersals in the lichenised agaric genus *Lichenomphalia* (Hygrophoraceae, Basidiomycota). Fungal Biol 116(3):388–400

Geml J et al (2010) Phylogenetic and ecological analyses of soil and sporocarp DNA sequences reveal high diversity and strong habitat partitioning in the boreal ectomycorrhizal genus *Russula* (Russulales; Basidiomycota). New Phytol 187(2):494–507

Geml J, Laursen GA, Taylor DL (2008a) Molecular diversity assessment of arctic and boreal *Agaricus* taxa. Mycologia 100(4):577–589

Geml J et al (2009) Molecular phylogenetic biodiversity assessment of arctic and boreal ectomycorrhizal *Lactarius* Pers. (Russulales; Basidiomycota) in Alaska, based on soil and sporocarp DNA. Mol Ecol 18(10):2213–2227

Geml J, Morgado LN, Semenova-Nelsen TA, Schilthuizen M (2017) Changes in richness and community composition of ectomycorrhizal fungi among altitudinal vegetation types on Mount Kinabalu in Borneo. New Phytol 215(1):454–468

Geml J et al (2014b) Large-scale fungal diversity assessment in the Andean Yungas forests reveals strong community turnover among forest types along an altitudinal gradient. Mol Ecol 23(10):2452–2472

Geml J et al (2012b) An arctic community of symbiotic fungi assembled by long-distance dispersers: phylogenetic diversity of ectomycorrhizal basidiomycetes in Svalbard based on soil and sporocarp DNA. J Biogeogr 39(1):74–88

Geml J, Tulloss RE, Laursen GA, Sazanova NA, Taylor DL (2008b) Evidence for strong inter-and intracontinental phylogeographic structure in *Amanita muscaria*, a wind-dispersed ectomycorrhizal basidiomycete. Mol Phylogenet Evol 48(2):694–701

Gerson U, Gafni A, Paz Z, Sztejnberg A (2008) A tale of three acaropathogenic fungi in Israel: *Hirsutella*, *Meira* and *Acaromyces*. Dis Mites Ticks 46:183–194

Ghobad-Nejhad M (2015) Collections on Lonicera in Northwest Iran represent an undescribed species in the *Inonotus linteus* complex (Hymenochaetales). Mycol Prog 14(10):90

Ghobad-Nejhad M, Dai Y-C (2010) *Diplomitoporus rimosus* is found in Asia and belongs to the Hymenochaetales. Mycologia 102(6):1510–1517

Ghobad-Nejhad M, Duhem B (2014) Novelties in the Corticiales: *Vuilleminia nilsii* sp. nov. and *Dendrominia* gen. nov. (Basidiomycota). Mycol Prog 13(1):1–11

Ghobad-Nejhad M, Ginns J (2012) *Vuilleminia erastii* sp. nov. (Corticiales), an amphi-Beringian species and revision of the occurrence of *Vuilleminia comedens* in North America. Mycoscience 53(4):290–299

Ghobad-Nejhad M, Hallenberg N (2011) *Erythricium atropatanum* sp. nov. (Corticiales) from Iran, based on morphological and molecular data. Mycol Prog 10(1):61–66

Ghobad-Nejhad M, Hallenberg N (2012) Multiple evidence for recognition of *Phlebia tuberculata*, a more widespread segregate of *Phlebia livida* (Polyporales, Basidiomycota). Mycol Prog 11(1):27–35

Ghobad-Nejhad M, Kotiranta H (2007) Re-evaluation of *Radulomyces rickii* and notes on *Radulomyces* and *Phlebiella* (Basidiomycota). Mycotaxon 102:99–112

Ghobad-Nejhad M, Kotiranta H (2008) The genus *Inonotus* sensu lato in Iran, with keys to *Inocutis* and *Mensularia* worldwide. Ann Bot Fenn 5(6):465–476

Ghobad-Nejhad M, Liu S-L, Langer E, Dai Y-C (2015) Molecular and morphological evidence reveal a new non-cystidiate species belonging to the core Phanerochaete (Polyporales). Mycol Prog 14(9):68

Ghobad-Nejhad M, Nilsson RH, Hallenberg N (2010) Phylogeny and taxonomy of the genus *Vuilleminia* (Basidiomycota) based on molecular and morphological evidence, with new insights into Corticiales. Taxon 59(5):1519–1534

Ghobad-Nejhad M, Yurchenko E (2012) Three new corticioid species (Basidiomycota) from the Caucasus region. Syn Fung 30:5–13

Giachini AJ, Castellano MA (2011) A new taxonomic classification for species in *Gomphus* sensu lato. Mycotaxon 115:183–201

Giachini AJ, Hosaka K, Nouhra E, Spatafora J, Trappe JM (2010) Phylogenetic relationships of the Gomphales based on nuc-25S-rDNA, mit-12S-rDNA, and mit-atp6-DNA combined sequences. Fungal Biol 114(2–3):224–234

Gibertoni T, Ryvarden L (2014) Studies in Neotropical polypores 36. A note on the genus *Henningsia*. Syn Fung 32:55–57

Gierczyk B, Rodriguez-Flakus P, Pietras M, Gryc M, Czerniawski W, Piątek M (2017) *Coprinopsis rugosomagnispora*: a distinct new coprinoid species from Poland (Central Europe). Plant Syst Evol 303(7):915–925

Gilbertson RL, Nakasone KK (2003) New taxa of Hawaiian corticioid fungi are described with keys to *Crustoderma*, *Radulomyces*, and *Scopuloides*. Mycologia 95(3):467–473

Gillen K, Kirschner R, Piepenbring M (2013) *Favolaschia* species (Agaricales, Basidiomycota) from Ecuador and Panama. Nova Hedwigia 96(1–2):117–165

Ginns J (2011a) *Caripia montagnei* (Basidiomycota: Tricholomataceae s.l.) in southeastern United States. N Am Fungi 6(5):1–5

Ginns J (2011b) *Inonotus macrosporus* sp. nov. (Fungi: Basidiomycota: Hymenochaetales) on live *Fraxinus nigra* in Wisconsin, United States of America. N Am Fungi 6(13):1–5

Ginns J, Lindner DL, Baronia TJ, Ryvarden L (2010) *Aurantiopileus mayanensis* a new genus and species of polypore (Polyporales, Basidiomycota) from Belize with connections to existing Asian species. N Am Fungi 5:1–10

Giraldo A, Crous PW, Schumacher RK, Cheewangkoon R, Ghobad-Nejhad M, Langer E (2017) The Genera of Fungi—G3: *Aleurocystis*, *Blastacervulus*, *Clypeophysalospora*, *Licrostroma*. Neohendersonia and Spumatoria. Mycol Prog 16(4):325–348

Gjærum HB, Lye KA (2014) A new rust on *Tragopogon* from Rhodes. Greece. Mycotaxon 127(1):47–49

Glen M et al (2009) *Ganoderma* and *Amauroderma* species associated with root-rot disease of *Acacia mangium* plantation trees in Indonesia and Malaysia. Australas Plant Pathol 38(4):345–356

Gminder A (2013) Two new *Hydropus*-species from warmhouses in Germany. Z Mykol 79(1):3–14

Gogoi G, Parkash V (2015) *Lysurus habungianus* sp. nov. (Phallaceae)—a new stinkhorn fungus from India. Curr Res Environ Appl Mycol 5(3):248–255

Góis J, Cruz RHSF, Ovrebo C, Baseia I (2018) *Cyathus tenuicorticalis* (Agaricales, Basidiomycota), a new species from La Selva Biological Station, Costa Rica. Stud Fungi 3(1):256–263

Gomes A, Wartchow F (2018) Notes on two coprinoid fungi (Basidiomycota, Agaricales) from the Brazilian Semiarid region. Edinb J Bot 75(3):285–295

Gomes ARP, Wartchow F (2014) *Coprinellus arenicola*, a new species from Paraíba, Brazil. Sydowia 66(2):249–256

Gomes FC et al (2015) The diversity and extracellular enzymatic activities of yeasts isolated from water tanks of *Vriesea minarum*, an endangered bromeliad species in Brazil, and the description of *Occultifur brasiliensis* fa, sp. nov. Antonie Leeuwenhoek 107(2):597–611

Gomes-Silva A, Gibertoni T (2012) Neotypification of *Amauroderma picipes* Torrend, 1920 (Ganodermataceae, Agaricomycetes). Mycosphere 3:23–27

Gomes-Silva A, Ryvarden L, Gibertoni T (2016) Studies in Neotropical polypores 45. Two new species (Polyporales, Agaricomycetes) from the Brazilian Amazonia. Syn Fung 35:55–61

Gomes-Silva AC, Baltazar JM, Gibertoni TB (2012a) *Coltricia* and *Hymenochaete* (Hymenochaetaceae) from the Amazonia and the Atlantic Forest, Brazil: One new combination and new records. J Torrey Bot Soc 139(4):428–436

Gomes-silva AC, Lima-Júnior N, Malosso E, Ryvarden L, Gibertoni T (2015) Delimitation of taxa in *Amauroderma* (Ganodermataceae, Polyporales) based in morphology and molecular phylogeny of Brazilian specimens. Phytotaxa 227(3):201–228

Gomes-Silva AC, Medeiros P, Soares A, Sotão HMP, Ryvarden L, Gibertoni TB (2014) Two new species of *Rigidoporus* (Agaricomycetes) from Brazil and new records from the Brazilian Amazonia. Phytotaxa 156(4):191–200

Gomes-Silva AC, Ryvarden L, Gibertoni TB (2012b) Resupinate poroid fungi from tropical rain forests in Brazil: two new species and new records. Mycol Prog 11(4):879–885

Gomes-Silva AC, Ryvarden L, Gibertoni TB (2013) *Inonotus amazonicus* sp. nov., *I. calcitratus* comb. nov. and notes on *Phylloporia* (Hymenochaetaceae, Agaricomycetes) from the Brazilian Amazonia. Mycoscience 54(2):116–121

Gómez-Montoya N, Drechsler-Santos ER, Ferreira-Lopes V, Tomšovský M, Urcelay C, Robledo GL (2017a) New insights on *Trametopsis* Tomšovský (Polyporales Gäum) based on phylogenetic evidences and morphological analyses of neotropical species. Phytotaxa 311(2):155–167

Gómez-Montoya N, Rajchenberg M, Robledo GL (2017b) *Aegis boa* (Polyporales, Basidiomycota) a new neotropical genus and species based on morphological data and phylogenetic evidences. Mycosphere 8(6):1261–1269

Gómez-Reyes VM, Gómez-Peralta M, Terrón-Alfonso A, Guevara-Guerrero G (2014) Descripción de *Trappea darkeri* (Trappeaceae: Hysterangiales) de México. Rev Mex Biodivers 85(4):1265–1268

Gonmori K, Fujita H, Yokoyama K, Watanabe K, Suzuki O (2011) Mushroom toxins: a forensic toxicological review. Forensic Toxicol 29(2):85–94

Gonou-Zagou Z, Triantafyllou M, Floudas D, Delivorias P (2011) The genus *Resupinatus* Nees ex Gray in Greece. Nova Hedwigia 92(3–4):513–522

Gónzalez D et al (2016) Phylogenetic relationships of *Rhizoctonia* fungi within the Cantharellales. Fungal Biol 120(4):603–619

González N, Godoy-Lutz G, Steadman J, Higgins R, Eskridge KM (2012) Assessing genetic diversity in the web blight pathogen *Thanatephorus cucumeris* (anamorph = *Rhizoctonia solani*) subgroups AG-1-IE and AG-1-IF with molecular markers. J Gen Plant Pathol 78(2):85–98

González-Ávila P, Torres-Miranda A, Villegas-Ríos M, Luna-Vega I (2013) Species diversity and ecological patterns of *Phaeoclavulina* species in Mexico with implications for conservation. N Am Fungi 8:1–32

Gordon M, Apple C (2011) Field monitoring the seasonal variation in *Albatrellus ellisii* mycelium abundance with a species-specific genetic marker. Mycologia 103(5):950–958

Gorjón SP (2012) Some species of *Hyphodontia* s.l. with encrusted cystidial elements. Mycosphere 3(4):464–474

Gorjón SP, Greslebin A (2012) Type studies of the species of *Odontia* described by GH Cunningham. N Z J Bot 50(3):289–301

Gorjón SP, Saitta A (2014) *Leptocorticium gloeocystidiatum* sp. nov. (Basidiomycota), a new corticioid fungus from Sicily, Italy. Mycosphere 5(3):406–409

Gorjón SP, de Jesus MA (2014) *Rectipilus stromatoides* sp. nov. (Agaricales, Basidiomycota), a new cyphelloid fungus from the Brazilian Amazon. Mycosphere 5(2):393–396

Gorjón SP, Greslebin AG, Rajchenberg M (2011a) *Dendrothele latenavicularis* sp. nov. (Agaricales, Basidiomycota) from the Patagonian Andes. Mycotaxon 117(1):101–108

Gorjón SP, Greslebin AG, Rajchenberg M (2012a) *Subulicystidium curvisporum* sp. nov. (Hymenochaetales, Basidiomycota) from the Patagonian Andes. Mycotaxon 118(1):47–52

Gorjón SP, Greslebin AG, Rajchenberg M (2012b) *Uncobasidium roseocremeum* sp. nov. and other corticioid basidiomycetes from the Patagonian Andes of Argentina. Mycotaxon 121:349–364

Gorjón SP, Greslebin AG, Rajchenberg MP (2011b) Notes on *Amylocorticiellum* (Amylocorticiales, Basidiomycota), with some new combinations. Mycotaxon 116(1):283–293

Gorjón SP, Hallenberg N (2013) Some new species and a first checklist of corticioid fungi (Basidiomycota) from Chile. Mycol Prog 12(2):185–192

Grand EA, Hughes KW, Petersen RH (2011) Relationships within *Lentinus* subg. *Lentinus* (Polyporales, Agaricomycetes), with emphasis on sects. *Lentinus* and *Tigrini*. Mycol Prog 10(4):399–413

Greslebin A, Nakasone KK, Rajchenberg M (2004) *Rhizochaete*, a new genus of phanerochaetoid fungi. Mycologia 96(2):260–271

Grienke U, Zöll M, Peintner U, Rollinger JM (2014) European medicinal polypores–A modern view on traditional uses. J Ethnopharmacol 154(3):564–583

Grilli E, Beker HJ, Eberhardt U, Schütz N, Leonardi M, Vizzini A (2016) Unexpected species diversity and contrasting evolutionary hypotheses in *Hebeloma* (Agaricales) sections *Sinapizantia* and *Velutipes* in Europe. Mycol Prog 15:5

Gröbe G, Ullrich R, Pecyna MJ, Kapturska D, Friedrich S, Hofrichter M, Scheibner K (2011) High-yield production of aromatic peroxygenase by the agaric fungus *Marasmius rotula*. AMB Express 1(1):31

Gruber G, Kerschensteiner L, Marumoto R, Steglich W (2013) New pulvinic acid and phenylalaninol derivatives from the mushrooms *Retiboletus griseus* and *R. nigerrimus*. Zeitschrift für Naturforschung B 68(5–6):675–682

Grubisha LC, Dowie NJ, Miller SL, Hazard C, Trowbridge SM, Horton TR, Klooster MR (2014) *Rhizopogon kretzerae* sp. nov.: the rare fungal symbiont in the tripartite system with *Pterospora andromedea* and *Pinus strobus*. Botany 92(7):527–534

Grubisha LC, Trappe JM, Molina R, Spatafora JW (2001) Biology of the ectomycorrhizal genus *Rhizopogon*. V. Phylogenetic relationships in the Boletales inferred from LSU rDNA sequences. Mycologia 93(1):82–89

Gruhn G, Dumez S, Moreau P-A, Roy M, Morreale O, Schimann H, Courtecuisse R (2017b) The genus *Resinicium* in French Guiana and the West Indies: a morphological and molecular survey, revealing *Resinicium grandisporum* sp. nov. Cryptogam Mycol 38(4):469–484

Gruhn G, Hallenberg N, Courtecuisse R (2017a) *Sistotrema macabouense* (Cantharellales, Hydnaceae), a new corticioid fungus from Martinique. Phytotaxa 303(1):65–70

Grupe AC, Baker AD, Uehling JK, Smith ME, Baroni TJ, Lodge DJ, Henkel TW (2015) *Sarcodon* in the Neotropics I: new species from Guyana, Puerto Rico and Belize. Mycologia 107(3):591–606

Grupe AC, Vasco-Palacios AM, Smith ME, Boekhout T, Henkel TW (2016) *Sarcodon* in the Neotropics II: four new species from Colombia and a key to the regional species. Mycologia 108(4):791–805

Gubitz C (2008) Conocybe karinae, eine neue Art der Sektion Candidae (Bolbitiaceae, Agaricales) aus dem Ökologisch-Botanischen Garten der Universität Bayreuth. Österr Z Pilzk 17:11–14

Guevara-Guerrero G, Castellano M, García J, Cázares E, Trappe J (2008) *Hysterangium* (Hysterangiales, Hysterangiaceae) from Northern México. Revista Mexicana de Micología 28:95–100

Guevara-Guerrero G, Báez-Alvarado I, Gómez-Reyes VM, Castellano MA (2015) *Stephanospora michoacanensis* (Stephanosporaceae, Agaricales), a novel sequestrate truffle from North America. Revista Mexicana de Micología 41:73–77

Guevara-Guerrero G, Castellano MA, Gómez-Reyes V (2016) Two new *Aroramyces* species (Hysterangiaceae, Hysterangiales) from México. IMA fungus 7(2):235–238

Gui Y et al (2015) *Agaricus* section *Arvenses*: three new species in highland subtropical Southwest China. Fungal Biol 119(2–3):79–94

Gulden G, Larsson E (2016) *Atractosporocybe polaris*–a new clitocyboid agaric described from arctic-alpine and northern boreal regions in Svalbard and Scandinavia. Agarica 37:33–44

Gulden G, Stensrud Ø, Shalchian-Tabrizi K, Hv Kauserud (2005) *Galerina* Earle: a polyphyletic genus in the consortium of dark-spored agarics. Mycologia 97(4):823–837

Gunasekaran S, Chinnarajan R, Parasnis A (2018) Notes on Indian species of *Calvatia* and *Langermannia* including *Calvatia natarajanii* sp. nov. Phytotaxa 362(2):160–172

Güngör H, Alli H, Işiloğlu M (2013) Three new macrofungi records for Turkey. Turk J Bot 37(2):411–413

Guo J-Y, Karunarathna SC, Mortimer PE, Xu J-C, Hyde KD, Mortimer P (2014) Phylogenetic diversity of *Russula* from Xiaozhongdian, Yunnan, China, inferred from Internal transcribed spacer sequence data. Chiang Mai J Sci 41(4):811–821

Guo L, Xu B (2013) *Yunchangia*, a new genus of smut fungi (Ustilaginaceae) from China. Mycotaxon 123(1):261–264

Guo Z, Wang Y, Hou Q, Li W, Zhao H, Sun Z, Zhang Z (2019) *Halobasidium xiangyangense* gen. nov., sp. nov., a new xylose-utilizing yeast in the family Cystobasidiaceae, isolated from the pickling sauce used to make Datoucai, a high-salt fermented food. Int J Syst Evol Microbiol 69(1):139–145

Gurgel R, Melanda G, Ferreira R, Alfredo D, Baseia I (2017) *Mycenastrum catimbauense* (Agaricales, Basidiomycota), a new puffball species from the Brazilian semi–arid region. Stud Fungi 2(1):112–118

Gurpreet K, Singh AP, Dhingra G (2015) *Antrodiella indica*, a new species from India. Mycotaxon 130(3):625–627

Gursoy N, Sarikurkcu C, Tepe B, Solak MH (2010) Evaluation of antioxidant activities of 3 edible mushrooms: *Ramaria flava* (Schaef.: Fr.) Quél., *Rhizopogon roseolus* (Corda) TM Fries., and *Russula delica* Fr. Food Sci Biotechnol 19(3):691–696

Guzmán G (2009) The hallucinogenic mushrooms: diversity, traditions, use and abuse with special reference to the genus *Psilocybe*. In: Misra JK, Deshmukh SK (eds) Fungi from different environments. Progress in Mycological Research. Science Publishers, New Delhi, pp 256–277

Guzmán G, Cortes-Perez A, Ramirez-Guillén F (2013a) The Japanese hallucinogenic mushrooms *Psilocybe* and a new synonym of *P. subcaerulipes* with three Asiatic species belong to section *Zapotecorum* (higher basidiomycetes). Int J Med Mushrooms 15(6):607–615

Guzmán G, Cortés-Pérez A, Guzmán-Dávalos L, Ramírez-Guillén F, del Refugio Sánchez-Jácome M (2013b) An emendation of *Scleroderma*, new records, and review of the known species in Mexico. Rev Mex Biodivers 84:S173–S191

Guzmán G, Horak E, Halling R, Ramírez-Guillén F (2009) Further studies on *Psilocybe* from the Caribbean, Central America and South America, with descriptions of new species and remarks to new records. Sydowia 61(2):215–242

Guzmán G, Kroeger P, Ramirez-Guillen F, Castillo-Del-Moral R (2008) *Psilocybe* (Basidiomycotina, Agaricales, Strophariaceae) in Canada, with a special review of species from British Columbia. Mycotaxon 106:179–193

Guzmán G, Nixon SC, Ramirez-Guillen F, Cortes-Perez A (2014) *Psilocybe* s. str. (Agaricales, Strophariaceae) in Africa with description of a new species from the Congo. Sydowia 66(1):43–53

Guzmán G, Ramírez Guillén F, Hyde KD, Karunarathna SC (2012) *Psilocybe* s.s. in Thailand: four new species and a review of previously recorded species. Mycotaxon 119(1):65–81

Guzmán G, Yang Z-L (2010) A new species of a bluing *Psilocybe* from Asia (Basidiomycota, Agaricales, Strophariaceae). Sydowia 62(2):185–189

Guzmán-Dávalos L et al (2008) New morphological and molecular data on *Gymnopilus purpureosquamulosus* and its phylogenetic relationships among similar species. Sydowia 60(1):41–56

Guzmán-Dávalos L, Ortega A, Contu M, Vizzini A, Rodríguez A, Villalobos-Arámbula A, Santerre A (2009) *Gymnopilus maritimus* (Basidiomycota, Agaricales), a new species from coastal psammophilous plant communities of northern Sardinia, Italy, and notes on *G. arenophilus*. Mycol Prog 8(3):195–205

Guzmán-Dávalos L et al (2017) A new stipitate species of *Crepidotus* from India and Thailand, with notes on other tropical species. Mycologia 109(5):804–814

Haelewaters D, Dirks AC, Kappler LA, Mitchell JK, Quijada L, Vandegrift R, Buyck B, Pfister DH (2018) A preliminary checklist of fungi at the Boston Harbor Islands. Northeast Nat 25(Special Issue 9):45–77

Hagen F et al (2015) Recognition of seven species in the *Cryptococcus gattii*/*Cryptococcus neoformans* species complex. Fungal Genet Biol 78:16–48

Hagen F et al (2017) Importance of resolving fungal nomenclature: the case of multiple pathogenic species in the *Cryptococcus* genus. Msphere 2(4):e00238–e00247

Halama M (2016) *Squamanita odorata* (Agaricales, Basidiomycota), new mycoparasitic fungus for Poland. Pol Bot J 61(1):181–186

Halama M, Rutkowski R (2016) *Meottomyces dissimulans* (Agaricales, Basidiomycota), new for Poland. Pol Bot J 61(1):167–172

Halbwachs H, Karasch P, Griffith G (2013) The diverse habitats of *Hygrocybe*–peeking into an enigmatic lifestyle. Mycosphere 4(4):773–792

Hall IR, Buchanan PK, Cole AL, Yun W, Stephenson S (2003) Edible and poisonous mushrooms of the world, vol 103. Timber Press, Portland

Hallen HE, Watling R, Adams GC (2003) Taxonomy and toxicity of *Conocybe lactea* and related species. Mycol Res 107(8):969–979

Hallenberg N, Nilsson RH, Antonelli A, Wu S-H, Maekawa N, Nordén B (2007) The *Peniophorella praetermissa* species complex (Basidiomycota). Mycol Res 111:1366–1376

Hallenberg N, Nilsson RH, Robledo G (2013) Species complexes in *Hericium* (Russulales, Agaricomycota) and a new species-*Hericium rajchenbergii*-from southern South America. Mycol Prog 12(2):413–420

Hallenberg N, Ryberg M, Nilsson RH, Wood AR, Wu S-H (2008) *Pseudolagarobasidium* (Basidiomycota): on the reinstatement of a genus of parasitic, saprophytic, and endophytic resupinate fungi. Botany 86(11):1319–1325

Halling RE, Desjardin DE, Fechner N, Arora D, Soytong K, Dentinger BT (2014) New porcini (*Boletus* sect. *Boletus*) from Australia and Thailand. Mycologia 106(4):830–834

Halling RE et al (2015) Evolutionary relationships of *Heimioporus* and *Boletellus* (Boletales), with an emphasis on Australian taxa including new species and new combinations in *Aureoboletus, Hemileccinum* and *Xerocomus*. Aust Syst Bot 28(1):1–22

Halling RE, Horak E (2008) *Phaeocollybia longistipitata* sp. nov. from Costa Rica. N Am Fungi 3:177–185

Halling RE et al (2012a) *Sutorius*: a new genus for *Boletus eximius*. Mycologia 104(4):951–961

Halling RE et al (2012b) Affinities of the *Boletus chromapes* group to *Royoungia* and the description of two new genera, *Harrya* and *Australopilus*. Aust Syst Bot 25(6):418–431

Halling RE, Ortiz-Santana B (2009) A revision of *Boletellus* sect. *Ixocephali*. Mycol Prog 8(3):237

Hamamoto M, Tamura M, Nakase T (2000) Emended descriptions of *Tilletiopsis washingtonensis*, *Tilletiopsis cremea* and *Tilletiopsis lilacina*. Int J Syst Evol Microbiol 50(2):925–930

Han L-H, Buyck B, Yorou NS, Halling RE, Yang Z-L (2017) *Afroboletus sequestratus* (Boletales), the first species with sequestrate basidioma in the genus. Phytotaxa 305(1):11–20

Han L-H et al (2018) African origin and global distribution patterns: evidence inferred from phylogenetic and biogeographical analyses of ectomycorrhizal fungal genus *Strobilomyces*. J Biogeogr 45(1):201–212

Han M-L, Chen Y-Y, Shen L-L, Song J, Vlasák J, Dai Y-C, Cui B-K (2016a) Taxonomy and phylogeny of the brown-rot fungi: *Fomitopsis* and its related genera. Fungal Divers 80(1):343–373

Han M-L, Song J, Cui B-K (2014) Morphology and molecular phylogeny for two new species of *Fomitopsis* (Basidiomycota) from South China. Mycol Prog 13(3):905–914

Han M-L, Vlasak J, Cui B-K (2015) *Daedalea americana* sp. nov. (Polyporales, Basidiomycota) evidenced by morphological characters and phylogenetic analysis. Phytotaxa 204(4):277–286

Han P-J, Li A-H, Wang Q-M, Bai F-Y (2016b) *Ballistosporomyces changbaiensis* sp. nov. and *Ballistosporomyces bomiensis* sp. nov., two novel species isolated from shrub plant leaves. Antonie Leeuwenhoek 109(7):965–970

Hanif M, Khalid AN, Exeter RL (2014) *Clavariadelphus pakistanicus* sp. nov., a new club fungus (Basidiomycota: Gomphales) from Himalayan moist temperate forests of Pakistan. Botany 92(7):471–476

Hanson S (2008) An ecological study of the *Tulostoma* species in sandy habitats in SE Sweden. Svensk Mykologisk Tidskrift 29:93–109

Hao Y-J, Qin J, Yang ZL (2014) *Cibaomyces*, a new genus of Physalacriaceae from East Asia. Phytotaxa 162(4):198–210

Hapuarachchi K, Cheng C, Wen T, Jeewon R, Kakumyan P (2017) Mycosphere Essays 20: Therapeutic potential of *Ganoderma* species: Insights into its use as traditional medicine. Mycosphere 8(10):1653–1694

Hapuarachchi K et al (2018a) Current status of global *Ganoderma* cultivation, products, industry and market. Mycosphere 9(5):1025–1052

Hapuarachchi K, Karunarathna S, Phengsintham P, Yang H-D, Kakumyan P, Hyde K, Wen T-C (2019) Ganodermataceae (Polyporales): Diversity in Greater Mekong Subregion countries (China, Laos, Myanmar, Thailand and Vietnam). Mycosphere 10(1):221–309

Hapuarachchi K et al (2018b) High diversity of *Ganoderma* and *Amauroderma* (Ganodermataceae, Polyporales) in Hainan Island. China. Mycosphere 9(5):931–982

Harder CB, Læssøe T, Frøslev TG, Ekelund F, Rosendahl S, Kjøller R (2013) A three-gene phylogeny of the *Mycena pura* complex reveals 11 phylogenetic species and shows ITS to be unreliable for species identification. Fungal Biol 117(11–12):764–775

Harder CB, Læssøe T, Kjøller R, Frøslev TG (2010) A comparison between ITS phylogenetic relationships and morphological species recognition within *Mycena* sect. *Calodontes* in Northern Europe. Mycol Prog 9(3):395–405

Härkönen M, Niemelä T, Mbindo K, Kotiranta H, Piearce G (2015) Zambian mushrooms and mycology. Finnish Museum of Natural History (Botany Unit), University of Helsinki, Helsinki

Härkönen M, Niemelä T, Mwasumbi L (2003) Tanzanian mushrooms. Edible, harmful and other fungi. Botanical Museum, Finnish Museum of Natural History, University of Helsinki, Helsinki

Harmaja H (2013) A new combination in *Leucopholiota* (Agaricales, Fungi). Phytotaxa 3(1):59–60

Harrower E et al (2011) *Cortinarius* species diversity in British Columbia and molecular phylogenetic comparison with European specimen sequences. Botany 89(11):799–810

Harrower E, Bougher NL, Henkel TW, Horak E, Matheny PB (2015) Long-distance dispersal and speciation of Australasian and American species of *Cortinarius* sect. *Cortinarius*. Mycologia 107(4):697–709

Hartley AJ, de Mattos-Shipley K, Collins CM, Kilaru S, Foster GD, Bailey AM (2009) Investigating pleuromutilin-producing *Clitopilus* species and related basidiomycetes. FEMS Microbiol Lett 297(1):24–30

Hattori T, Sakayaroj J, Jones EBG, Suetrong S, Preedanon S, Klaysuban A (2014) Three species of *Fulvifomes* (Basidiomycota, Hymenochaetales) associated with rots on mangrove tree *Xylocarpus granatum* in Thailand. Mycoscience 55(5):344–354

Hattori T, Sotome K (2013) Type studies of the polypores described by EJH Corner from Asia and West Pacific areas VIII. Species described in *Trametes* (2). Mycoscience 54(4):297–308

Hattori T, Sotome K, Ota Y, Thi B-K, Lee S-S, Salleh B (2011) *Postia stellifera* sp. nov., a stipitate and terrestrial polypore from Malaysia. Mycotaxon 114(1):151–161

Hausknecht A (2009) *Conocybe* Fayod, Pholiothina Fayod in Europe. Fungi Europaei. Candusso Edizioni, Alassio

Hausknecht A, Contu M, Krisai-Greilhuber I (2008) *Bolbitius subvolvatus*, a new species from Sardinia (Italy). Österr Z Pilzk 8:171–175

Hausknecht A, Kalamees K, Knudsen H, Mukhin V (2009) The genera *Conocybe* and *Pholiotina* (agaricomycotina, Bolbitiaceae) in temperate Asia. Folia Cryptog Estonica 45:23–47

Hausknecht A, Krisai-Greilhuber I (2008) *Roridomyces appendiculatus* and comments on the genus *Roridomyces* (Tricholomataceae, Agaricales). Österr Z Pilzk 17:47–51

Hausknecht A, Krisai-Greilhuber I (2009) Die Gattungen Panaeolina und Panaeolus in Österreich und Bemerkungen zu einigen sonstigen, interessanten Panaeolus-Funden. Österr Z Pilzk 18:77–110

Hausknecht A, Krisai-Greilhuber I (2010) Three new taxa of Bolbitiaceae (Conocybe, Pholiotina) in Europe. Österr Z Pilzk 19:175–187

Hausknecht A, Weholt Ø, Bendiksen E, Krisai-Greihuber I (2011) The genera *Bolbitius*, *Conocybe* and *Pholiotina* (Bolbitiaceae, Agaricales) in Norway. Agarica 31:89–122

Hawksworth DL, Henrici A (2015) New resting places for *Laeticorticium quercinum* and *Marchandiobasidium aurantiacum*. Field Mycology 1(16):16–17

Hayward J, Tourtellot SG, Horton TR (2014) A revision of the *Alpova diplophloeus* complex in North America. Mycologia 106(4):846–855

Házi J, Nagy LG, Vágvölgyi C, Papp T (2011) *Coprinellus radicellus*, a new species with northern distribution. Mycol Prog 10(3):363–371

He G, Chen S-L, Yan S-Z (2016) Morphological and molecular evidence for a new species in *Clavulina* from southwestern China. Mycoscience 57(4):255–263

He L, Guo L, Zhou J-Y, Liu J-A (2011a) Analysis of genetic diversity of *Lactarius hatsudake* in South China. Can J Microbiol 57(8):661–666

He M-Q, Chen J, Zhou J-L, Ratchadawan C, Hyde KD, Zhao R-L (2017a) Tropic origins, a dispersal model for saprotrophic mushrooms in *Agaricus* section *Minores* with descriptions of sixteen new species. Sci Rep 7(1):5122

He M-Q, Chuankid B, Hyde KD, Cheewangkoon R, Zhao R-L (2018a) A new section and species of *Agaricus* subgenus *Pseudochitonia* from Thailand. MycoKeys 40:53–67

He M-Q, Hyde K, Wei S, Xi Y, Cheewangkoon R, Zhao R (2018b) Three new species of *Agaricus* section *Minores* from China. Mycosphere 9(2):189–201

He M-Q, Zhao R-L (2015) A new species of *Agaricus* section *Minores* from China. Mycology 6(3–4):182–186

He S, Guo L (2008) *Microbotryum vivipari* sp. nov. and *Anthracoidea mulenkoi* new to China. Mycotaxon 104:455–458

He S-H, Dai Y-C (2012) Taxonomy and phylogeny of *Hymenochaete* and allied genera of Hymenochaetaceae (Basidiomycota) in China. Fungal Divers 56(1):77–93

He S-H, Li H-J (2013a) *Pseudochaete latesetosa* and *P. subrigidula* spp. nov.(Hymenochaetales, Basidiomycota) from China based on morphological and molecular characters. Mycol Prog 12(2):331–339

He S-H, Li H-J (2013b) *Veluticeps microspora* sp. nov. and *V. ambigua* new to Asia with a preliminary phylogenetic study on the genus. Mycol Prog 12(2):367–374

He S-H, Liu S-L, Li H-J, Dai Y-C (2017b) Two new species of *Hymenochaete* (Hymenochaetaceae, Basidiomycota) and *H. colliculosa* new to China from Shanxi Province. Phytotaxa 324(2):168–178

He S-H, Vlasák J, Dai Y-C (2014) *Hispidaedalea* gen. nov. and *Griseoporia taiwanense* sp. nov. (Gloeophyllales, Basidiomycota) based on morphological and molecular characters. Mycol Prog 13(3):833–839

He SH, Li HJ (2011) *Hymenochaete rhododendricola* and *H. quercicola* spp. nov. (Basidiomycota, Hymenochaetales) from Tibet, southwestern China. Nord J Bot 29(4):484–487

He X-L, Horak E, Li T-H, Peng W-H, Gan B-C (2015a) Two new cuboid-spored species of *Entoloma* s.l. (Agaricales, Entolomataceae) from Southern China. Cryptogam Mycol 36(2):237–249

He X-L, Li T-H, Jiang Z-D, Shen Y-H (2011b) *Entoloma mastoideum* and *E. praegracile*—two new species from China. Mycotaxon 116(1):413–419

He X-L, Li T-H, Jiang Z-D, Shen Y-H (2012) Four new species of *Entoloma* s.l. (Agaricales) from southern China. Mycol Prog 11(4):915–925

He X-L, Li T-H, Jiang Z-D, Shen Y-H (2013a) Type studies on four *Entoloma* species from South China. Mycotaxon 121(1):435–445

He X-L, Li T-H, Peng W-H, Gan B-C (2015b) New and noteworthy species of white *Entoloma* (Agaricales, Entolomataceae) in China. Phytotaxa 205(2):99–110

He X-L, Li T-H, Xi P-G, Jiang Z-D, Shen Y-H (2013b) Phylogeny of *Entoloma* s.l. subgenus *Pouzarella*, with descriptions of five new species from China. Fungal Divers 58(1):227–243

He X-L, Peng W-H, Gan B-C (2015c) Morphological and molecular evidence for a new species in *Entoloma* subgenus *Claudopus* from Sichuan Province, southwest China. Mycoscience 56(3):326–331

He X-L, Wang D, Peng W-H, Gan B-C (2017c) Two new *Entoloma* s.l. species with serrulatum-type lamellar edge from Changbai Mountains, Northeast China. Mycol Prog 16(8):761–768

Hedh J, Samson P, Erland S, Tunlid A (2008) Multiple gene genealogies and species recognition in the ectomycorrhizal fungus *Paxillus* involutus. Mycol Res 112(8):965–975

Heilmann-Clausen J, Christensen M, Frøslev TG, Kjøller R (2017) Taxonomy of *Tricholoma* in northern Europe based on ITS sequence data and morphological characters. Persoonia 38:38–57

Heilmann-Clausen J, Verbeken A, Vesterholt J (1998) The genus *Lactarius*. Fungi of Northern Europe. Danish Mycological Society, Svampetryk

Heinonsalo J, Sun H, Santalahti M, Bäcklund K, Hari P, Pumpanen J (2015) Evidences on the ability of mycorrhizal genus *Piloderma* to use organic nitrogen and deliver it to Scots pine. PLoS ONE 10(7):e0131561

Helfer S (2013) *Coleosporium* in Europe. Mycotaxon 124(1):87–99

Hembrom ME, Das K, Adhikari S, Parihar A, Buyck B (2017a) First report of *Pterygellus* from Rajmahal hills of Jharkhand (India) and its relation to *Craterellus* (Hydnaceae, Cantharellales). Phytotaxa 306(3):201–210

Hembrom ME et al (2017b) Morphology and phylogeny reveal a novel hydnoid taxon from India: *Mycorrhaphoides stalpersii* gen. and sp. nov. Nord J Bot 35(1):85–94

Hemmes D, Desjardin D (2009) Stinkhorns of the ns of the Hawaiian Islands. Fungi 2(3):8–10

Hemmes D, Desjardin D (2011) Earthstars (Geastrum, Myriostoma) of the Hawaiian Islands including two new species, *Geastrum litchiforme* and *Geastrum reticulatum*. Pac Sci 65(4):477–496

Henk DA, Vilgalys R (2007) Molecular phylogeny suggests a single origin of insect symbiosis in the Pucciniomycetes with support for some relationships within the genus *Septobasidium*. Am J Bot 94(9):1515–1526

Henkel TW, Aime MC, Largent DL, Baroni TJ (2010a) The Entolomataceae of the Pakaraima Mountains of Guyana 5: new species of *Alboleptonia*. Mycotaxon 114:115–126

Henkel TW, Aime MC, Largent DL, Baroni TJ (2014a) The Entolomataceae of the Pakaraima Mountains of Guyana 6: ten new species and a new combination in *Nolanea*. Mycotaxon 129(1):119–148

Henkel TW, Aime MC, Uehling JK, Smith ME (2011) New species and distribution records of *Clavulina* (Cantharellales, Basidiomycota) from the Guiana Shield. Mycologia 103(4):883–894

Henkel TW, Obase K, Husbands D, Uehling JK, Bonito G, Aime MC, Smith ME (2016) New Boletaceae taxa from Guyana: *Binderoboletus segoi* gen. and sp. nov., *Guyanaporus albipodus* gen. and sp. nov., *Singerocomus rubriflavus* gen. and sp. nov., and a new combination for *Xerocomus inundabilis*. Mycologia 108(1):157–173

Henkel TW, Smith ME, Aime MC (2010b) Guyanagaster, a new wood-decaying sequestrate fungal genus related to Armillaria (Physalacriaceae, Agaricales, Basidiomycota). Am J Bot 97(9):1474–1484

Henkel TW et al (2014b) Cantharellaceae of Guyana II: New species of *Craterellus*, new South American distribution records for *Cantharellus guyanensis* and *Craterellus excelsus*, and a key to the Neotropical taxa. Mycologia 106(2):307–324

Henrici A (2008) Keys to *Naucoria* in Britain. Field Mycology 2(9):55–62

Henrici A (2009) The genus *Hohenbuehelia* in Britain. Field Mycology 10(4):130–139

Hernández Caffot ML, Domínguez LS, Hosaka K, Crespo EM (2011) *Tulostoma domingueziae* sp. nov. from *Polylepis australis* woodlands in Córdoba Mountains, central Argentina. Mycologia 103(5):1047–1054

Hernández J, Hennen J, Farr D, McCray E (2014) *Ravenelia* online, systematic mycology and microbiology laboratory, vol 18. ARS, USDA, Washington, DC

Hernández JR, Cline ET (2010) *Goplana dioscoreae-alatae* nom. nov. and other Uredinales on Dioscoreaceae: nomenclature and taxonomy. Mycotaxon 111(1):263–268

Hernández-Navarro E, Gutiérrez A, Ramírez-Prado JH, Sánchez-Teyer F, Esqueda M (2018) *Tulostoma rufescens* sp. nov. from Sonora, Mexico. Mycotaxon 133(3):459–471

Hernández-Restrepo M et al (2016) Fungal systematics and evolution: FUSE 2. Sydowia 68:193–230

Hestmark G, Miadlikowska J, Kauff F, Fraker E, Molnar K, Lutzoni F (2011) Single origin and subsequent diversification of central Andean endemic *Umbilicaria* species. Mycologia 103(1):45–56

Hibbett DS (2006) A phylogenetic overview of the Agaricomycotina. Mycologia 98(6):917–925

Hibbett DS, Binder M (2002) Evolution of complex fruiting–body morphologies in homobasidiomycetes. Proc R Soc Lond B 269(1504):1963–1969

Hibbett DS et al (2007) A higher-level phylogenetic classification of the Fungi. Mycol Res 111(5):509–547
Hjortstam K, Roberts P, Spooner B (2009) Corticioid fungi from the Kimberley region, Western Australia. Kew Bull 64(2):353
Hjortstam K, Ryvarden L (2008a) Corticioid species (Basidiomycotina, Aphyllophorales) from Colombia IV. Syn Fung 25:28–37
Hjortstam K, Ryvarden L (2008b) Some corticioid fungi (Basidiomycotina) from Ecuador. Syn Fung 25:14–27
Hjortstam K, Ryvarden L (2009a) A checklist of names in *Hyphodontia* sensu stricto—sensu lato and *Schizopora* with new combinations in *Lagarobasidium*, *Lyomyces*, *Kneiffiella*, *Schizopora*, and *Xylodon*. Syn Fung 26:33–55
Hjortstam K, Ryvarden L (2009b) A preliminary checklist of Aphyllophorales from the Seychelles. Syn Fung 26:10–23
Hjortstam K, Ryvarden L (2009c) Tropical distribution of species of *Mycoaciella* (Basidiomycotina). Syn Fung 26:7–9
Hjortstam K, Ryvarden L (2010a) *Phaerodontia* and *Phaneroites* two corticioid taxa (Basidiomycotina) proposed from tropical areas. Syn Fung 27:26–33
Hjortstam K, Ryvarden L (2010b) *Athelocystis capitata*, a new genus and species from Brazil, with brief notes on *Athelopsis*, Corticioid fungi (Basidiomycota). Syn Fung 27:20–25
Hjortstam K, Ryvarden L (2010c) *Phanerodontia* and *Phaneroites*, two corticioid taxa (Basidiomycotina) proposed from tropical areas. Syn Fung 27:26–33
Hjortstam K, Ryvarden L, Iturriaga T (2007) Studies in corticioid fungi from Venezuela III (Basidiomycotina, Aphyllophorales). Syn Fung 23:56–107
Hoashi Y (2008) *Psathyrella turcosomarginata*, a new species with cheilocystidia possessing mucoid deposits staining bluish green in ammonia solution. Mycoscience 49(6):385–387
Hodkinson BP, Moncada B, Lücking R (2014) Lepidostromatales, a new order of lichenized fungi (Basidiomycota, Agaricomycetes), with two new genera, *Ertzia* and *Sulzbacheromyces*, and one new species, *Lepidostroma winklerianum*. Fungal Divers 64(1):165–179
Hodkinson BP, Uehling JK, Smith ME (2012) *Lepidostroma vilgalysii*, a new basidiolichen from the New World. Mycol Prog 11(3):827–833
Hofm T, Ryvarden L (2012) The genus *Oxyporus* in South and Central America and new records of further fungi from Panama. Syn Fung 30:27–32
Hofstetter V, Redhead SA, Kauff F, Moncalvo J-M, Matheny PB, Vilgalys R (2014) Taxonomic revision and examination of ecological transitions of the Lyophyllaceae (Basidiomycota, Agaricales) based on a multigene phylogeny. Cryptogam Mycol 35(4):399–425
Holcomb G, Aime M (2010) First Report of *Plumeria* spp. Rust Caused by *Coleosporium plumeriae* in Louisiana and Malaysia and *Catheranthus roseus*, a New Host of This Rust. Plant Dis 94(2):272–272
Holec J, Kolařík M (2013a) *Ossicaulis lachnopus* (Agaricales, Lyophyllaceae), a species similar to *O. lignatilis*, is verified by morphological and molecular methods. Mycol Prog 12(3):589–597
Holec J, Kolařík M (2013b) Notes on the identity of *Hygrophoropsis rufa* (Basidiomycota, Boletales). Czech Mycol 65(1):15–24
Holec J, Kolařík M (2013c) *Tricholomopsis* in Europe—phylogeny, key, and notes on variability. Mycotaxon 121(1):81–92
Holec J, Kolařík M (2014) *Pholiota gallica* nom. nov., based on *P. lubrica* var. *obscura*. Mycotaxon 127(1):161–171
Holec J, Kolařík M, Bizio E (2014) *Pholiota chocenensis*—a new European species of section *Spumosae* (Basidiomycota, Strophariaceae). Mycol Prog 13(2):399–406
Holec J, Kříž M, Beran M, Kolařík M (2015) *Chromosera cyanophylla* (Basidiomycota, Agaricales)–a rare fungus of Central European old-growth forests and its habitat preferences in Europe. Nova Hedwigia 100(1–2):189–204
Holec J, Kříž M, KoLařík M, Žák M (2016) Mediterranean fungus *Gymnopilus suberis* discovered in Central Europe—a consequence of global warming. Sydowia 68:69–85
Holec J, Kunca V, Ševcíková H, Dima B, Kríž M, Kucera T (2018) *Pluteus fenzlii* (Agaricales, Pluteaceae)–taxonomy, ecology and distribution of a rare and iconic species. Sydowia 70:11–26
Holec J, Kunca V, Kolařík M (2019) *Tricholomopsis badinensis* sp. nov. and *T. sulphureoides*—two rare fungi of European old-growth forests. Mycol Prog 18(3):321–334
Honan AH, Desjardin DE, Perry BA, Horak E, Baroni TJ (2015) Towards a better understanding of *Tetrapyrgos* (Basidiomycota, Agaricales): new species, type studies, and phylogenetic inferences. Phytotaxa 231(2):101–132
Hong C-Y, Lee S-Y, Ryu S-H, Kim M (2017) Whole-genome de novo sequencing of wood rot fungus *Fomitopsis palustris* (ATCC62978) with both a cellulolytic and ligninolytic enzyme system. J Biotechnol 251:156–159
Hong SK, Kim WG, Choi HW, Lee YK, Shim HS (2011) Occurrence of Violet Root Rot on Membranous Milk Vetch Caused by *Helicobasidium mompa* in Korea. Mycobiology 39(4):321–323
Hongsanan S et al (2015) Fungal biodiversity profiles 11–20. Cryptogam Mycol 36(3):355–380
Hongsanan S et al (2017) An updated phylogeny of Sordariomycetes based on phylogenetic and molecular clock evidence. Fungal Divers 84(1):25–41
Hood I, Ramsfield T (2016) *Armillaria aotearoa* species nova. N Z J For Sci 46(1):2
Hood ME et al (2010) Distribution of the anther-smut pathogen Microbotryum on species of the Caryophyllaceae. New Phytol 187(1):217–229
Horak E (2008) Agaricales of New Zealand 1: Pluteaceae-Entolomataceae. The fungi of New Zealand, vol 5. Fungal Diversity Press, Hong Kong
Horak E (2011) Revision of Malaysian species, vol 51. Forest Research Institute Malaysia, Kuala Lumpur
Horak E (2018) Fungi of New Zealand 6. Agaricales (Basidiomycota) of New Zealand 2. Brown spored genera. Westerdijk Biodiversity Series 16. Westerdijk Fungal Biodiversity Institute, Utrecht
Horak E, Cheype J (2008) *Entoloma acutopallidum* et *E. pileofibrosum*. Deux espèces nouvelles de la Guyane française. Bull Trimest Soc Mycol Fr 124(3):287
Horak E, Guzmán G, Desjardin D (2009) Four new species of *Psilocybe* from Malaysia and Thailand, with a key to the species of sect. *Neocaledonicae* and discussion on the distribution of the tropical and temperate species. Sydowia 61(1):25–37
Horak E, Horak E, Horak E, Biologiste A, Horak E, Biologist A (2011) Revision of Malaysian species of 'Boletales' SI ('Basidiomycota') described by EJH corner (1972, 1974). Forest Research Institute Malaysia, Kuala Lumpur
Horak E, Matheny PB, Desjardin DE, Soytong K (2015) The genus *Inocybe* (Inocybaceae, Agaricales, Basidiomycota) in Thailand and Malaysia. Phytotaxa 230(3):201–238
Horak E, Ronikier A (2011) *Simocybe montana* (Crepidotaceae, Agaricales), a new species from the alpine belt in the Swiss Alps and the Romanian Carpathians. Mycol Prog 10(4):439–443
Hori C et al (2014) Analysis of the *Phlebiopsis gigantea* genome, transcriptome and secretome provides insight into its pioneer colonization strategies of wood. PLoS Genet 10(12):e1004759
Hosaka K (2012) Preliminary list of phallales (phallomycetidae, basidiomycota) in Thailand. Mem Natl Mus Nat Sci 48:81–89
Hosaka K et al (2006) Molecular phylogenetics of the gomphoid-phalloid fungi with an establishment of the new subclass Phallomycetidae and two new orders. Mycologia 98(6):949–959

Hosaka K, Castellano MA, Spatafora JW (2008) Biogeography of Hysterangiales (Phallomycetidae, Basidiomycota). Mycol Res 112(4):448–462

Hosen I, Li T-H (2017) Two new species of *Phylloporus* from Bangladesh, with morphological and molecular evidence. Mycologia 109(2):277–286

Hosen M, Li T, Chen X, Deng W (2016a) *Lactocollybia subvaricystis*, a new species of little known genus *Lactocollybia* from subtropical south China. Mycosphere 7(6):794–800

Hosen MI, Feng B, Wu G, Zhu XT, Li YC, Yang ZL (2013) *Borofutus*, a new genus of Boletaceae from tropical Asia: phylogeny, morphology and taxonomy. Fungal Divers 58(1):215–226

Hosen MI, Li T-H (2015) *Phylloporus gajari*, a new species of the family Boletaceae from Bangladesh. Mycoscience 56(6):584–589

Hosen MI, Li T-H, Deng W-Q (2015) *Amanita cinereovelata*, a new species of *Amanita* section *Lepidella* from Bangladesh. Mycol Prog 14(6):35

Hosen MI, Li T-H, Li T, Zhong X-J, Chen Y (2016b) *Tricholoma sinoacerbum*, a bitter species from Guangdong Province of China. Mycoscience 57(4):233–238

Hosen MI, Li T-H, Lodge DJ, Rockefeller A (2016c) The first ITS phylogeny of the genus *Cantharocybe* (Agaricales, Hygrophoraceae) with a new record of *C. virosa* from Bangladesh. MycoKeys 14:37–50

Hosen MI, Mehmood T, Das K, Kudzma LV, Bhatt R (2018a) *Amanita tullossiana*, a new species, and two new records of *Amanita* section *Lepidella* from north-western Himalaya, India. MycoKeys 37:73–92

Hosen MI, Song Z-P, Gates G, Karunarathna SC, Chowdhury MSM, Li T-H (2017) Two new species of *Xanthagaricus* and some notes on *Heinemannomyces* from Asia. MycoKeys 28:1–18

Hosen MI, Song Z-P, Gates G, Li T-H (2018b) *Xanthagaricus caeruleus*, a new species with ink-blue lamellae from southeast China. Mycoscience 59(2):188–192

Hosen MI, Yang Z-L (2013) *Coniolepiota spongodes* (Agaricaceae, Basidiomycota) in Bangladesh and China. Mycotaxon 124(1):341–347

Hoshino T, Xiao N, Tkachenko OB (2009a) Cold adaptation in the phytopathogenic fungi causing snow molds. Mycoscience 50(1):26–38

Hoshino T, Fujiwara M, Takehashi S, Kasuya T (2009b) *Typhula maritima*, a new species of *Typhula* collected from coastal dunes in Hokkaido, northern Japan. Mycoscience 50(6):430–437

Hsieh Y-H et al (2010) Antrocamphin A, an anti-inflammatory principal from the fruiting body of *Taiwanofungus camphoratus*, and its mechanisms. J Agric Food Chem 58(5):3153–3158

Hu C-J, Wei Y-W, Huang S-L, Shi G-Y, Li Y-R (2010) Identification and characterization of fungal strains involved in rice sheath blight complex in Guangxi Province. Acta Agriculturae Boreali-occidentalis Sinica 19(2):45–51

Huang F-C, Liu B, Wu H, Shao Y-Y, Qin P-S, Li J-F (2017) Two new species of aphyllophoroid fungi (Basidiomycota) from southern China. Mycosphere 8(6):1270–1282

Huang H-Y, Yang S-D, Zeng N-K, Zhang G-L, Hu Y, Tang L-P (2018) *Hygrophorus parvirussula* sp. nov., a new edible mushroom from southwestern China. Phytotaxa 373(2):139–146

Huang L, Liu X-L, Cao C-S, Ying Q (2009) Outbreak of fatal mushroom poisoning with *Amanita franchetii* and *Ramaria rufescens*. BMJ Case Rep 2009:bcr0620080327

Huang M, Bau T (2018) New findings of *Coprinellus* species (Psathyrellaceae, Agaricales) in China. Phytotaxa 374(2):119–128

Huckfeldt T, Schmidt O (2017) *Oligoporus dissectus* comb. nov., ein Braunfäule-Erreger in Gebäuden. Erstfund für Deutschland. Z Mykol 83:57–69

Huff DR, Hsiang T, Chandra A, Zhang Y (2017) Draft genome sequence of *Salmacisia buchloëana* (Basidiomycota), which induces hermaphroditism in dioecious Buffalograss. Genome Announc 5(14):e00142–e00147

Hughes KW, Mather DA, Petersen RH (2010) A new genus to accommodate *Gymnopus acervatus* (Agaricales). Mycologia 102(6):1463–1478

Hughes KW et al (2001) Infragenic phylogeny of *Collybia* s. str. based on sequences of ribosomal ITS and LSU regions. Mycol Res 105(2):164–172

Hughes KW, Petersen RH, Justice J (2014a) Two new species of *Ramaria* from Arkansas. MycoKeys 8:19–29

Hughes KW et al (2007) *Megacollybia* (Agaricales). Rep Tottori Mycol Inst 4:51–57

Hughes KW, Segovia AR, Petersen RH (2014b) Transatlantic disjunction in fleshy fungi. I. The *Sparassis crispa* complex. Mycol Prog 13(2):407–427

Husbands DR, Henkel TW, Bonito G, Vilgalys R, Smith ME (2013) New species of *Xerocomus* (Boletales) from the Guiana Shield, with notes on their mycorrhizal status and fruiting occurrence. Mycologia 105(2):422–435

Hüseyin E, Selçuk F (2016) *Pileolaria azerii* (Uredinales), a new rust species from Turkey. Sydowia 68:1–6

Hussain S, Ahmad H, Khalid AN, Niazi AR (2017) *Parasola malakandensis* sp. nov. (Psathyrellaceae; Basidiomycota) from Malakand, Pakistan. Mycoscience 58(2):69–76

Hussain S, Ahmad H, Sher H, Khalid A (2018a) *Xanthagaricus pakistanicus* sp. nov. (Agaricaceae): first report of the genus from Pakistan. Turk J Bot 42(1):123–133

Hussain S et al (2018b) The genus *Parasola* in Pakistan with the description of two new species. MycoKeys 30:41–60

Hussain S, Jabeen S, Khalid AN, Ahmad H, N-u-S Afshan, Sher H, Pfister DH (2018c) Underexplored regions of Pakistan yield five new species of *Leucoagaricus*. Mycologia 110(2):387–400

Hussain S, Yousaf N, Niazi AR, Ahmad H, Khalid AN (2016) *Tulostoma ahmadii* sp. nov. and *T. squamosum* from Pakistan. Turk J Bot 40(2):218–225

Hussein JM, Tibuhwa DD, Tibell S (2018) Phylogenetic position and taxonomy of *Kusaghiporia usambarensis* gen. et sp. nov. (Polyporales). Mycology 9(2):136–144

Hutchison LJ, Kropp BR, Hausner G (2012) *Baeospora occidentalis*, a new snowbank agaric from western North America. Mycoscience 53(2):139–143

Hyde KD et al (2016) Fungal diversity notes 367–490: taxonomic and phylogenetic contributions to fungal taxa. Fungal Divers 80(1):1–270

Hyde KD et al (2017a) The ranking of fungi: a tribute to David L. Hawksworth on his 70th birthday. Fungal Divers 84(1):1–23

Hyde KD, McKenzie E, KoKo T (2011) Towards incorporating anamorphic fungi in a natural classification–checklist and notes for 2010. Mycosphere 2(1):1–88

Hyde KD et al (2017b) Fungal diversity notes 603–708: taxonomic and phylogenetic notes on genera and species. Fungal Divers 87(1):1–235

Hyde KD et al (2019) Fungal diversity notes 1036–1150: taxonomic and phylogenetic contributions on genera and species of fungal taxa. Fungal Divers 96(1):1–242

Robich G, Hausknecht A (2009) *Mycena bhuglooi*, a new species of section *Sacchariferae* (Agaricales, Tricholomataceae) from Mauritius (Africa). Österr Z Pilzk 18:7–14

Ikeda S, Hoshino T, Matsumoto N, Kondo N (2016) Rot diseases of carrot and rapeseed caused by *Typhula* species under snow in Hokkaido. Japan. J Gen Plant Pathol 82(5):286–291

Iliffe R (2010) Getting to grips with *Pluteus*. Field Mycology 11(3):78–92

Illice M, Todeschini R (2013) *Entoloma subrotundisporum* un nuovo *Entoloma* ipogeo trovato sulle colline bolognesi. Riv Micol 56(2):135–142

Inácio J et al (2008) *Farysizyma* an anamorphic genus in the Ustilaginales to accommodate three novel epiphytic basidiomycetous yeast species from America, Europe and Asia. FEMS Yeast Res 8(3):499–508

Index Fungorum (2019) http://www.indexfungorum.org/names/names.asp. Accessed 31 Jan 2019

Inoue N, Inafuku M, Shirouchi B, Nagao K, Yanagita T (2013) Effect of Mukitake mushroom (*Panellus serotinus*) on the pathogenesis of lipid abnormalities in obese, diabetic ob/ob mice. Lipids Health Dis 12(1):18

Into P, Pontes A, Jacques N, Casaregola S, Limtong S, Sampaio JP (2018) *Papiliotrema plantarum* sp. nov., a novel tremellaceous sexual yeast species. Int J Syst Evol Microbiol 68:1937–1941

Iqbal S, Afshan N, Khalid A, Niazi A, Sultan A (2009) Additions to the rust fungi of Fairy Meadows, the Northern Areas of Pakistan. Mycotaxon 109:1–7

Irbe I et al (2011) Characterisation of the initial degradation stage of Scots pine (*Pinus sylvestris* L.) sapwood after attack by brown-rot fungus *Coniophora puteana*. Biodegradation 22(4):719–728

Irinyi L et al (2015) International Society of Human and Animal Mycology (ISHAM)-ITS reference DNA barcoding database—the quality controlled standard tool for routine identification of human and animal pathogenic fungi. Med Mycol 53(4):313–337

Işıloğlu M, Allı H, Solak MH, Watling R (2009) A new *Marasmius* on *Castanea sativa* from Turkey. Mycotaxon 107:343–347

Ivančević B, Mešić A, Tkalčec Z, Kušan I, Horjan I (2016) Studies on Croatian Basidiomycota 3: The first record of *Battarrea phalloides* (Agaricales) with a worldwide taxonomic review of *Battarrea* species. Nova Hedwigia 102(1–2):197–209

Jabeen S, Ahmad I, Rashid A, Khalid A (2016) *Inocybe kohistanensis*, a new species from Swat, Pakistan. Turk J Bot 40(3):312–318

Jabeen S, Razaq A, Niazi ARK, Ahmad I, Grebenc T, Khalid AN (2017) *Russula ahmadii* (Basidiomycota, Russulales), a new species in section *Ingratae* and its ectomycorrhiza from coniferous forests of Pakistan. Phytotaxa 321(3):241–253

Jacobsson S, Larsson E (2007) *Hemistropharia*, a new genus in Agaricales. Mycotaxon 102:235–240

Jacobsson S, Larsson E (2009) *Inocybe spuria*, a new species in section *Rimosae* from boreal coniferous forests. Mycotaxon 109(1):201–207

Jaeger RJ, Spiteller P (2010) Mycenaaurin A, an antibacterial polyene pigment from the fruiting bodies of *Mycena aurantiomarginata*. J Nat Prod 73(8):1350–1354

Jage H, Scholler M, Klenke F (2010) Phytoparasitische Kleinpilze aus dem bayerischen und baden-württembergischen Allgäu. Andrias 18:149–192

James SA, Bond CJ, Stanley R, Ravella SR, Péter G, Dlauchy D, Roberts IN (2016) *Apiotrichum terrigenum* sp. nov., a soil-associated yeast found in both the UK and mainland Europe. Int J Syst Evol Microbiol 66(12):5046–5050

James TY et al (2006) A molecular phylogeny of the flagellated fungi (Chytridiomycota) and description of a new phylum (Blastocladiomycota). Mycologia 98(6):860–871

Jančič S, Nguyen HD, Frisvad JC, Zalar P, Schroers H-J, Seifert KA, Gunde-Cimerman N (2015) A taxonomic revision of the *Wallemia sebi* species complex. PLoS ONE 10(5):e0125933

Jančovičová S, Glejdura S, Kunca V (2012) *Tectella patellaris* (Agaricales) recorded in Slovakia. Catathelasma 14:15–23

Janda V, Kříž M, Konvalinková T, Borovička J (2017) Macroscopic variability of *Rubroboletus legaliae* with special regard to *Boletus spinarii*. Czech Mycol 69(1):31–50

Jang M-J, Lee Y-H, Ju Y-C, Koo H-M (2010) Cultural Characteristics by Sawdust and Liquid Spawn for the Cultivation of *Neolentinus lepideus*. Korean J Mycol 38(2):125–129

Jang Y, Jang S, Lee J, Lee H, Lim YW, Kim C, Kim J-J (2016) Diversity of wood-inhabiting polyporoid and corticioid fungi in Odaesan National Park, Korea. Mycobiology 44(4):217–236

Jang Y, Jang S, Lim YW, Kim C, Kim J-J (2015a) *Perenniporia koreana*, a new wood-rotting basidiomycete from South Korea. Mycotaxon 130(1):173–179

Jang Y et al (2015b) Comparison of the diversity of basidiomycetes from dead wood of the Manchurian fir (*Abies holophylla*) as evaluated by fruiting body collection, mycelial isolation, and 454 sequencing. Microb Ecol 70(3):634–645

Jang Y, Lee SW, Lim YW, Lee JS, Hallenberg N, Kim JJ (2013a) *Hypochnicium pini*, a new corticioid basidiomycete in East Asia. Mycotaxon 124(1):209–217

Jang Y, Lee SW, Lim YW, Lee JS, Hattori T, Kim JJ (2013b) The genus *Wrightoporia* in Korea. Mycotaxon 123:335–341

Jargalmaa S, Eimes JA, Park MS, Park JY, Oh SY, Lim YW (2017) Taxonomic evaluation of selected *Ganoderma* species and database sequence validation. PeerJ 5:e3596

Jargalmaa S, Park MS, Park JY, Fong JJ, Jang Y, Lim YW (2015) Taxonomic study of the genus *Abundisporus* in Korea. Mycobiology 43(3):225–230

Jargeat P, Chaumeton J-P, Navaud O, Vizzini A, Gryta H (2014) The *Paxillus involutus* (Boletales, Paxillaceae) complex in Europe: genetic diversity and morphological description of the new species *Paxillus cuprinus*, typification of *P. involutus* s.s., and synthesis of species boundaries. Fungal Biol 118(1):12–31

Jargeat P, Martos F, Carriconde F, Gryta H, Moreau PA, Gardes M (2010) Phylogenetic species delimitation in ectomycorrhizal fungi and implications for barcoding: the case of the *Tricholoma scalpturatum* complex (Basidiomycota). Mol Ecol 19(23):5216–5230

Jargeat P, Moreau P-A, Gryta H, Chaumeton J-P, Gardes M (2016) *Paxillus rubicundulus* (Boletales, Paxillaceae) and two new alder-specific ectomycorrhizal species, *Paxillus olivellus* and *Paxillus adelphus*, from Europe and North Africa. Fungal Biol 120(5):711–728

Jatuwong K, Hyde KD, Karunarathna SC, Chamyoung S, Kakumyan P (2017) Two Species of *Clitopilus* (Entolomataceae, Agaricales) from Northern Thailand. Chiang Mai J Sci 44(1):115–124

Jayakumar T, Thomas P, Geraldine P (2009) In-vitro antioxidant activities of an ethanolic extract of the oyster mushroom, *Pleurotus ostreatus*. Innov Food Sci Emerg Technol 10(2):228–234

Jayawardena RS et al (2019) One stop shop II: taxonomic update with molecular phylogeny for important phytopathogenic genera: 26–50 (2019). Fungal Divers 94(1):41–129

Jenkinson TS, Perry BA, Schaefer RE, Desjardin DE (2014) *Cryptomarasmius* gen. nov. established in the Physalacriaceae to accommodate members of *Marasmius* section *Hygrometrici*. Mycologia 106(1):86–94

Jeppson M, Altes A, Moreno G, Nilsson RH, Loarce Y, de Bustos A, Larsson E (2017) Unexpected high species diversity among European stalked puffballs—a contribution to the phylogeny and taxonomy of the genus *Tulostoma* (Agaricales). MycoKeys 21:33–88

Jeppson M, Finy P, Larsson E (2016) *Bovista hollosii*—a new puffball (Lycoperdaceae) from sand steppe vegetation in Hungary. Phytotaxa 268(2):145–154

Jeppson M, Larsson E, Martín MP (2012) *Lycoperdon rupicola* and *L. subumbrinum*: two new puffballs from Europe. Mycol Prog 11(4):887–897

Ji J-X, Li Z, Li Y, Kakishima M (2019) Two new species of *Pucciniastrum* producing dimorphic sori and spores from northeast of China. Mycol Prog 18(4):529–540

Ji X-H, Thawthong A, Wu F (2017a) A new species of *Perenniporia* (Polyporales, Basidiomycota) from Thailand. Mycosphere 8(8):1102–1107

Ji X-H, Dai Y-C, Vlasák J (2017b) Two new species of *Fulvifomes* (Hymenochaetales, Basidiomycota) from America. MycoKeys 2:21–33

Ji X-H, Vlasák J, Zhou L-W, Wu F, Dai Y-C (2017c) Phylogeny and diversity of *Fomitiporella* (Hymenochaetales, Basidiomycota). Mycologia 109(2):308–322

Ji X-H et al (2017d) Global diversity and phylogeny of *Onnia* (Hymenochaetaceae) species on gymnosperms. Mycologia 109(1):27–34

Ji X-H, Vlasák J, Tian X-M, Dai Y-C (2018) Three new species of *Fomitiporella* (Hymenochaetales, Basidiomycota) based on the evidence from morphology and DNA sequence data. MycoKeys 30:73–89

Ji X-H, Wu F (2017a) A new species of *Neomensularia* (Hymenochaetales, Basidiomycota) from China. Mycosphere 8(6):1042–1050

Ji X-H, Wu F (2017b) *Pseudomegasporoporia neriicola* gen. et sp. nov.(Polyporaceae, Basidiomycota) from East Asia. Nova Hedwigia 105(3–4):435–443

Jia B-S, Cui B-K (2011) Notes on *Ceriporia* (Basidiomycota, Polyporales) in China. Mycotaxon 116(1):457–468

Jia B-S, Zhou L-W, Cui B-K, Rivoire B, Dai Y-C (2014) Taxonomy and phylogeny of *Ceriporia* (Polyporales, Basidiomycota) with an emphasis of Chinese collections. Mycol Prog 13(1):81–93

Jia X-W, Zheng K, Liu S, Xu C-P (2015) Optimization, Purification, Characterization, and Antioxidant Activity of Exopolysaccharide Produced by the Northern Tooth Mushroom, *Climacodon septentrionalis* (Basidiomycota). Int J Med Mushrooms 17(9):857–866

Jiang M-G, Kirschner R (2016) Unraveling two East Asian species of *Clinoconidium* (Cryptobasidiaceae). Mycoscience 57(6):440–447

Jiang X-M, Li Y-K, Liang J-F, Wu J-R (2018) *Russula brunneovinacea* sp. nov., from northeastern China. Mycotaxon 132(4):789–797

Jiao C-W et al (2013) Anticancer activity of *Amauroderma rude*. PLoS ONE 8(6):e66504

Jiménez-Ferbans L, Reyes-Castillo P (2015) Phylogeny and taxonomy of *Paxillus* MacLeay and *Passipassalus* Reyes-Castillo and Fonseca (Coleoptera: Passalidae: Passalini), with the description of new species. Ann Entomol Soc Am 108(3):415–434

Jitjak W, Sanoamuang N (2017) Phylogenetic Trees of Aecial-Stage Rust Fungus, *Puccinia paederiae* (Dietel) Gorlenko Causing Gall on *Paederia linearis* Hook f. Walailak J Sci Technol (WJST) 15(10):739–752

Jordal JB, Noordeloos ME (2010) Entoloma cremeoalbum–a new member of subgenus *Omphaliopsis* from Norway. Österr Z Pilzk 19:127–132

Judith C, Rossman A (2014) Revised scientific names of the genus *Hemileia* (Pucciniales) based on the new ICN. MycoKeys 8:1–10

Judova J, Dubikova K, Gaperova S, Gaper J, Pristas P (2012) The occurrence and rapid discrimination of *Fomes fomentarius* genotypes by ITS-RFLP analysis. Fungal Biol 116(1):155–160

Jung PE, Fong JJ, Park MS, Oh S-Y, Kim C, Lim YW (2014) Sequence validation for the identification of the white-rot fungi *Bjerkandera* in public sequence databases. J Microbiol Biotechnol 24(10):1313–1319

Jung PE et al (2018) Revision of the taxonomic status of the genus *Gloeoporus* (Polyporales, Basidiomycota) reveals two new species. Mycol Prog 17(7):855–863

Jurkeit W, Krauch F, Hampe F, Grauwinkel B, Albers J (2011) *Russula-Forschung* in Mitteleuropa III -Drei neue Russula-Arten aus Nordrhein-Westfalen und Niedersachsen (Deutschland). Z Mykol 77:19–45

Justo A, Angelini C, Bizzi A (2015a) Two new species and a new record of *Lepiota* (Basidiomycota, Agaricales) from the Dominican Republic. Mycol Prog 14(8):56

Justo A, Angelini C, Bizzi A, Vizzini A (2015b) *Leucoagaricus sabinae* (Agaricaceae), a new species from the Dominican Republic. N Am Fungi 10:1–15

Justo A, Battistin E, Angelini C (2012) Two new species of *Pluteus* section *Celluloderma* from the Dominican Republic. Mycotaxon 120(1):11–21

Justo A, Castro M (2007) Observations in *Pluteus* section *Pluteus* in Spain: two new records for Europe. Mycotaxon 102:209–220

Justo A, Castro ML (2010a) The genus *Volvariella* in Spain: *V. dunensis* comb. & stat. nov. and observations on *V. earlei*. Mycotaxon 112(1):261–270

Justo A, Castro ML (2010b) An annotated checklist of *Volvariella* in the Iberian Peninsula and Balearic Islands. Mycotaxon 112(1):271–273

Justo A, Hibbett DS (2011) Phylogenetic classification of *Trametes* (Basidiomycota, Polyporales) based on a five-marker dataset. Taxon 60(6):1567–1583

Justo A et al (2014) Molecular phylogeny and phylogeography of Holarctic species of *Pluteus* section *Pluteus* (Agaricales: Pluteaceae), with description of twelve new species. Phytotaxa 180(1):1–85

Justo A et al (2017) A revised family-level classification of the Polyporales (Basidiomycota). Fungal Biol 121(9):798–824

Justo A et al (2011a) Species recognition in *Pluteus* and *Volvopluteus* (Pluteaceae, Agaricales): morphology, geography and phylogeny. Mycol Prog 10(4):453–479

Justo A, Morgenstern I, Hallen-Adams HE, Hibbett DS (2010) Convergent evolution of sequestrate forms in *Amanita* under Mediterranean climate conditions. Mycologia 102(3):675–688

Justo A et al (2011b) Phylogeny of the Pluteaceae (Agaricales, Basidiomycota): taxonomy and character evolution. Fungal Biol 115(1):1–20

Jyoti Dhingra G (2014) *Radulodon indicus* sp. nov. (Agaricomycetes) from India. Syn Fung 32:38–40

Kachalkin AV et al (2019) Rare and undersampled dimorphic basidiomycetes. Mycol Prog 18(7):945–971

Kaewwichian R, Khunnamwong P, Jindamorakot S, Lertwattanasakul N, Limtong S (2018) *Cryptotrichosporon siamense* sp. nov., a ballistoconidium-forming yeast species in Trichosporonales isolated in Thailand. Int J Syst Evol Microbiol 68:2473–2477

Kaipper-Figueiró G, Robledo GL, Reck MA, Góes-Neto A, Drechsler-Santos ER (2016) *Antrodia neotropica* sp. nov.(Polyporales, Basidiomycota): a new South American species of *Antrodia* s.s. from Brazil based on morphological, molecular and ecological data. Nova Hedwigia 103(1–2):125–143

Kaitera J, Hiltunen R, Samils B (2012) Alternate host ranges of *Cronartium flaccidum* and *Cronartium ribicola* in northern Europe. Botany 90(8):694–703

Kaitera J, Tillman-Sutela E, Kauppi A (2010) *Chrysomyxa ledi*, a new rust fungus sporulating in cone scales of *Picea abies* in Finland. Scand J For Res 25(3):202–207

Kakishima M, Ji J-X, Kasuya T (2018) *Puccinia neovelutina* nom. nov., a replaced name for *Aecidium elaeagni* and its new aecial host from Japan. Phytotaxa 336(2):197–200

Kakishima M, Nagao H, Denchev CM (2017a) *Laurobasidium hachijoense*, comb. nov. (Cryptobasidiaceae) causing aerial-root-like galls on *Cinnamomum japonicum* in Japan. Phytotaxa 303(1):97–100

Kakishima M, Ji J-X, Nagao H, Wang Q, Denchev CM (2017b) *Clinoconidium globosum*, nom. nov. (Cryptobasidiaceae) producing galls on fruits of *Cinnamomum daphnoides* in Japan. Phytotaxa 299(2):267–272

Kakishima M, Nagao H, Ji J-X, Sun Y, Denchev CM (2017c) *Clinoconidium onumae*, comb. nov. (Cryptobasidiaceae) producing galls on shoot buds of *Cinnamomum tenuifolium* in Japan. Phytotaxa 313(2):175–184

Kalamees K, Hausknecht A, Vauras J (2013) Checklist of the genera *Conocybe* and *Pholiotina* (Agaricales, Agaricomycetes) in Estonia. Folia Cryptog Estonica 50:33–39

Kanad D, Putte K, Buyck B (2010) New or interesting *Russula* from Sikkim Himalaya (India). Cryptogam Mycol 31(4):373–387

Kantvilas G, Jarman S (2012) A new lichenised basidiomycete from Tasmania. Kanunnah 5:106–112

Kaounas V, Assyov B, Alvarado P (2011) New data on hypogeous fungi from Greece with special reference to *Wakefieldia macrospora* (Hymenogastraceae, Agaricales) and *Geopora clausa* (Pyronemataceae, Pezizales). Mycol Balc 8:105–113

Karasiński D (2015) A new species of palm-associated *Grammothele* (Basidiomycota, Polyporales) from Bolivia. Nova Hedwigia 101(1–2):103–110

Karasinski D (2010) Polish resupinate Russulales: the genus *Vararia*. Acta Mycol 45(1):45–56

Karasinski D (2013) *Lawrynomyces*, a new genus of corticioid fungi in the Hymenochaetales. Acta Mycol 48(1):5–11

Karasiński D, Niemelä T (2016) *Anthoporia*, a new genus in the Polyporales (Agaricomycetes). Pol Bot J 61(1):7–14

Karasiński D, Piątek M (2017) The genus *Dentipratulum* (Russulales, Auriscalpiaceae): comparative morphology and SEM imaging spore ornamentation split one into three species. Mycol Prog 16(2):109–116

Karstedt F, Capelari M (2015) A new species of Entolomataceae with cuboidal basidiospores from the Sao Paulo Metropolitan Region, Brazil. Mycosphere 6(1):69–73

Karstedt F, Capelari M (2017) A new species of *Entoloma* subgenus *Trichopilus* from Atlantic Forest Region (Brazil). Sydowia 69:23–28

Karun NC, Sridhar KR (2013) Occurrence and distribution of *Termitomyces* (Basidiomycota, Agaricales) in the Western Ghats and on the west coast of India. Czech Mycol 65(2):233–254

Karunarathna SC, Chen J, Mortimer P, Xu J, Zhao R, Callac P, Hyde K (2016) Mycosphere Essay 8: A review of genus *Agaricus* in tropical and humid subtropical regions of Asia. Mycosphere 7(4):417–439

Karunarathna SC et al (2014) Two new species in *Agaricus* tropical clade I. Chiang Mai J Sci 41:771–780

Karunarathna SC et al (2012) *Lentinus giganteus* revisited: new collections from Sri Lanka and Thailand. Mycotaxon 118(1):57–71

Kasson MT et al (2016) Mutualism with aggressive wood-degrading *Flavodon ambrosius* (Polyporales) facilitates niche expansion and communal social structure in *Ambrosiophilus* ambrosia beetles. Fungal Ecol 23:86–96

Kasuya T, Kobayashi T (2011) Revision of some Japanese *Crepidotus*: A new species, a new record and type studies of two species described by Sanshi Imai. Sydowia 63(2):183–201

Kaur A, Atri N, Kaur M (2013a) A new variety of *Rhodocybe popinalis* (Entolomataceae, Agaricales) from coprophilous habitats of India. J New Biol Rep 2(3):260–263

Kaur A, Atri N, Kaur M (2013b) A new species of *Psathyrella* (Psathyrellaceae, Agaricales) collected on dung from Punjab, India. J New Biol Rep 2(3):275–280

Kaur A, Atri N, Kaur M (2014a) Two new species of *Panaeolus* (Psathyrellaceae, Agaricales) from coprophilous habitats of Punjab, India. J New Biol Rep 3:125–132

Kaur G, Singh AP, Dhingra G (2014b) *Radulodon acaciae* sp. nov. from India. Mycotaxon 127:111–113

Kaur G, Singh AP, Dhingra G (2015a) *Phlebiopsis punjabensis* sp. nov. from India. Mycotaxon 130(3):907–909

Kaur G, Singh AP, Dhingra G (2017) *Phlebia brevibasidia* sp. nov. from India. Mycotaxon 132(1):95–97

Kaur H, Kaur G, Dhingra G (2015b) *Datronia ustulatiligna* sp. nov. (Agaricomycetes) from India. Mycotaxon 130(1):295–297

Kaur H, Kaur J, Dhingra G (2010) Four new records of genus *Tomentella* (Agaricomycetes) from India. J Indian Bot Soc 89(3):371–374

Kaur M, Kaur R, Singh AP, Dhingra G (2019) *Sistotrema macrosporum* sp. nov. from India. Mycotaxon 133(4):675–680

Kaur M, Singh AP, Dhingra G (2015c) *Hyphoderma hallenbergii*, a new corticioid species from India. Mycotaxon 130(1):223–225

Kaur M, Singh Y (2014) Family pluteaceae in North West India. In: Proceedings of 8th international conference on mushroom biology and mushroom products (ICMBMP8), pp 55–70

Kaur N, Saini M, Kaur H (2013c) Two new species of *Agarics* from India. Mycosphere 4(5):856–863

Kauserud H et al (2007) Asian origin and rapid global spread of the destructive dry rot fungus *Serpula lacrymans*. Mol Ecol 16(16):3350–3360

Kautmanová I, Tomšovský M, Dueñas M, Martín MP (2012a) European species of *Clavaria* (Agaricales, Agaricomycetes) with dark basidiomata—a morphological and molecular study. Persoonia 29:133–145

Kautmanová I, Adamčík S, Lizoň P, Jančovičová S (2012b) Revision of taxonomic concept and systematic position of some Clavariaceae species. Mycologia 104(2):521–539

Kavale T, Patil M (2008) *Aecidium gardeniae* sp. nov. on *Gardenia gummifera* from India. J Mycol Plant Pathol 38(3):446–448

Keirle M, Avis P, Desjardin D, Hemmes D, Mueller G (2010) Geographic origins and phylogenetic affinities of the putative Hawaiian endemic *Rhodocollybia laulaha*. Mycotaxon 112(1):463–473

Keirle M, Avis P, Hemmes D, Mueller G (2012) Limited divergence in the spatially subdivided population of the Hawaiian mushroom *Rhodocollybia laulaha*. Botany 90(11):1103–1112

Kellner R, Vollmeister E, Feldbrügge M, Begerow D (2011) Interspecific sex in grass smuts and the genetic diversity of their pheromone-receptor system. PLoS Genet 7(12):e1002436

Kemler M, Göker M, Oberwinkler F, Begerow D (2006) Implications of molecular characters for the phylogeny of the Microbotryaceae (Basidiomycota: Urediniomycetes). BMC Evol Biol 6(1):35

Kemler M, Lutz M, Göker M, Oberwinkler F, Begerow D (2009) Hidden diversity in the non-caryophyllaceous plant-parasitic members of Microbotryum (Pucciniomycotina: Microbotryales). Syst Biodivers 7(3):297–306

Kennedy PG, Garibay-Orijel R, Higgins LM, Angeles-Arguiz R (2011) Ectomycorrhizal fungi in Mexican Alnus forests support the host co-migration hypothesis and continental-scale patterns in phylogeography. Mycorrhiza 21(6):559–568

Kerekes J, Desjardin D (2009) A monograph of the genera *Crinipellis* and *Moniliophthora* from Southeast Asia including a molecular phylogeny of the nrITS region. Fungal Divers 37(101):e152

Kerrigan RW (2016) *Agaricus* of North America. Memoirs of the New York Botanical Garden, vol 114. The New York Botanical Garden Press, New York

Kerrigan RW, Callac P, Parra LA (2008) New and rare taxa in *Agaricus* section *Bivelares* (*Duploannulati*). Mycologia 100(6):876–892

Kesel Ad, Buyck B (2011) *Cantharellus solidus*, a new species from Benin (West-Africa) with a smooth hymenium. Cryptogam Mycol 32(3):277–283

Khalid A, Afshan N (2009) Additions to the graminicolous rust fungi of Pakistan. Mycotaxon 108:175–183

Khan J, Sher H, Bussmann RW, Hart R, Khalid AN (2018) *Albatrellus roseus* sp. nov. (Albatrellaceae; Basidiomycota), the first representative of the genus from Pakistan. Mycoscience 59(1):12–17

Khan J, Sher H, Khalid AN (2016) *Phaeocollybia pakistanica* sp. nov., the first representative of the genus from Pakistan. Mycotaxon 131(4):889–896

Khan J, Sher H, Naseer A, Khalid AN (2017) *Descolea quercina* (Bolbitiaceae), a new species from moist temperate forests in Pakistan. MycoKeys 27:65–76

Khan MA, Tania M, Liu R, Rahman MM (2013) *Hericium erinaceus*: an edible mushroom with medicinal values. J Complementary Integr Med 10(1):253–258

Khmelnitsky O et al (2019) *Ionosporus*: a new genus for Boletus longipes (Boletaceae), with a new species, *I. australis*, from Australia. Mycol Prog 18(3):439–451

Khunnamwong P et al (2017) *Occultifur plantarum* fa, sp. nov., a novel cystobasidiomycetous yeast species. Int J Syst Evol Microbiol 67(8):2628–2633

Khunnamwong P, Surussawadee J, Jindamorakot S, Ribeiro JR, Hagler AN, Limtong S (2015) *Occultifur tropicalis* fa, sp. nov., a novel cystobasidiomycetous yeast species isolated from tropical regions. Int J Syst Evol Microbiol 65(5):1578–1582

Kijpornyongpan T, Aime MC (2016) Rare or rarely detected? *Ceraceosorus guamensis* sp. nov.: a second described species of Ceraceosorales and the potential for underdetection of rare lineages with common sampling techniques. Antonie Leeuwenhoek 109(8):1127–1139

Kijpornyongpan T, Aime MC (2017) Taxonomic revisions in the Microstromatales: two new yeast species, two new genera, and validation of *Jaminaea* and two *Sympodiomycopsis* species. Mycol Prog 16(5):495–505

Kijpornyongpan T et al (2018) Broad genomic sampling reveals a smut pathogenic ancestry of the fungal clade Ustilaginomycotina. Mol Biol Evol 35(8):1840–1854

Kikuchi K, Matsushita N, Suzuki K (2009) Fruit body formation of *Tylopilus castaneiceps* in pure culture. Mycoscience 50(4):313–316

Kim CS et al (2016) Two new *Lycoperdon* species collected from Korea: *L. albiperidium* and *L. subperlatum* spp. nov. Phytotaxa 260(2):101–115

Kim CS et al (2015) Mushroom flora of Ulleung-gun and a newly recorded *Bovista* species in the Republic of Korea. Mycobiology 43(3):239–257

Kim S et al (2017) *Vulpinic acid* contributes to the cytotoxicity of *Pulveroboletus ravenelii* to human cancer cells by inducing apoptosis. RSC Advances 7(56):35297–35304

Kinge T, Mih A (2011) *Ganoderma ryvardense* sp. nov. associated with basal stem rot (BSR) disease of oil palm in Cameroon. Mycosphere 2(2):179–188

Kinoshita A, Sasaki H, Nara K (2012) Multiple origins of sequestrate basidiomes within *Entoloma* inferred from molecular phylogenetic analyses. Fungal Biol 116(12):1250–1262

Kirbag S, Aime MC, Kursat M (2011) A new *Puccinia* on *Thymelaea* from Turkey. Mycotaxon 115:501–504

Kirk PM, Cannon P, Minter D, Stalpers J (2008) Ainsworth & Bisby's dictionary of the fungi, 10th edn. CAB International, Wallingford, UK

Kirk PM et al (2013) A without-prejudice list of generic names of fungi for protection under the International Code of Nomenclature for algae, fungi, and plants. IMA Fungus 4(2):381–443

Kirschner R (2004) Sporodochial anamorphs of species of *Helicogloea*. In: Agerer R, Piepenbring M, Blanz P (eds) Frontiers in basidiomycote mycology. IHW-Verlag, Eching, pp 165–178

Kirschner R, Chen C-J (2004) *Helicomyxa everhartioides*, a new helicosporous sporodochial hyphomycete from Taiwan with relationships to the Hyaloriaceae (Auriculariales, Basidiomycota). Stud Mycol 50:337–342

Kirschner R, Lee I-S, Piepenbring M (2012) A new pycnidial fungus with clamped hyphae from Central America. Mycol Prog 11(2):561–568

Kirschner R, Oberwinkler F (2009) Supplementary notes on *Basidiopycnis hyalina* (Basidiomycota, Atractiellales) and its anamorph. Mycotaxon 109(1):29–38

Kirschner R, Oberwinkler F, Hofmann TA (2017) A new species of *Globulisebacina* from Taiwan and new record of *Chaetospermum camelliae* with *Efibulobasidium* teleomorph (Sebacinales) from Panama. Nova Hedwigia 105(3–4):329–340

Kirschner R, Okuda T (2013) A new species of *Pseudocercospora* and new record of *Bartheletia paradoxa* on leaves of *Ginkgo biloba*. Mycol Prog 12(2):421–426

Kirschner R, Yang Z-L (2005) *Dacryoscyphus chrysochilus*, a new staurosporous anamorph with cupulate conidiomata from China and with affinities to the Dacrymycetales (Basidiomycota). Antonie Leeuwenhoek 87(4):329–337

Kirschner R, Bauer R, Oberwinkler F (2001) *Colacosiphon*: a new genus described for a mycoparasitic fungus. Mycologia 93:634–644

Kiyashko AA, Malysheva EF, Antonín V, Svetasheva TY, Bulakh EM (2014) Fungi of the Russian Far East 2. New species and new records of *Marasmius* and *Cryptomarasmius* (Basidiomycota). Phytotaxa 186(1):1–28

Kiyuna T, An K-D, Kigawa R, Sano C, Miura S, Sugiyama J (2015) "Black particles", the major colonizers on the ceiling stone of the stone chamber interior of the Kitora Tumulus, Japan, are the bulbilliferous basidiomycete fungus *Burgoa anomala*. Mycoscience 56(3):293–300

Kleine CS, McClean T, Miller SL (2013) Genetic divergence among disjunct populations of three *Russula* from Africa and Madagascar. Mycologia 105(1):80–89

Klofac W (2010) The genus *Aureoboletus*, a world-wide survey. A contribution to a monographic treatment. Österr Z Pilzk 19:133–174

Klopfenstein NB et al (2017) Insights into the phylogeny of Northern Hemisphere *Armillaria*: Neighbor-net and Bayesian analyses of translation elongation factor 1-α gene sequences. Mycologia 109(1):75–91

Kluthe GB, Ben Ali BHM, Nelsen D, Stephenson S (2016) A preliminary study of the ectomycorrhizal fungi associated with introduced *Eucalyptus* in Kenya. Mycosphere 7(1):81–86

Kluting KL (2013) A revised generic classification for the *Rhodocybe-Clitopilus* clade (Entolomataceae, Agaricales) including the description of a new genus, *Clitocella* gen. nov. Middle Tennessee State University, Murfreesboro

Kluting KL, Baroni TJ, Bergemann SE (2014) Toward a stable classification of genera within the Entolomataceae: a phylogenetic re-evaluation of the *Rhodocybe-Clitopilus* clade. Mycologia 106(6):1127–1142

Kneal R, Smith ME (2015) *Artomyces nothofagi* sp. nov., a clavarioid fungus from a Chilean Nothofagus forest. Mycotaxon 130(3):653–660

Knijn A, Ferretti A (2018) *Punctularia atropurpurascens* in the Villa Ada urban Park in Rome, Italy. Ital J Mycol 47(1):29–39

Knudsen H (2012) Funga nordica: agaricoid, boletoid, clavarioid, cyphelloid and gastroid genera. Funga Nordica. Nordsvamp, Copenhagen

Knudson AG (2012) The genus *Ramaria* in Minnesota. The University of Minnesota, Minnesota

Ko KS, Lim YW, Kim YH, Jung HS (2001) Phylogeographic divergences of nuclear ITS sequences in *Coprinus* species sensu lato. Mycol Res 105(12):1519–1526

Kobayashi T (2009) Notes on the genus *Inocybe* of Japan. IV. Species having metuloids collected from Hokkaido, Honshu, and Kyushu. Mycoscience 50(3):203–211

Kobayashi T, Onishi S (2010) *Inocybe sericella*, a new species of *Inocybe* sect. *Inocybe* [= *Cortinatae*] from Kobe, Japan. Nova Hedwigia 90(1–2):227–232

Kobayashi Y, Iwata H, Mizushima D, Ogihara J, Kasumi T (2015) Erythritol production by *Moniliella megachiliensis* using nonrefined glycerol waste as carbon source. Lett Appl Microbiol 60(5):475–480

Koch RA, Wilson AW, Séné O, Henkel TW, Aime MC (2017) Resolved phylogeny and biogeography of the root pathogen *Armillaria* and its gasteroid relative, *Guyanagaster*. BMC Evol Biol 17(1):33

Kohler A et al (2015) Convergent losses of decay mechanisms and rapid turnover of symbiosis genes in mycorrhizal mutualists. Nat Genet 47(4):410

Koizumi T, Nara K (2016) Two new species of *Rhizopogon* associated with *Pinus pumila* from Japan. Mycoscience 57(4):287–294

Kokkonen K (2015) A survey of boreal *Entoloma* with emphasis on the subgenus *Rhodopolia*. Mycol Prog 14(12):116

Kokkonen K, Vauras J (2012) Eleven new boreal species of *Inocybe* with nodulose spores. Mycol Prog 11(1):299–341

Kolařík M, Vohník M (2018) When the ribosomal DNA does not tell the truth: The case of the taxonomic position of *Kurtia argillacea*, an ericoid mycorrhizal fungus residing among Hymenochaetales. Fungal Biol 122(1):1–18

Komura DL, De Oliveira JJ, Moncalvo J-M, Margaritescu S, Zartman CE (2016) *Marasmius calvocystidiatus* sp. nov. and *M. horridulus* (Marasmiaceae): characterization of two unusual species from central Amazonia. Phytotaxa 280(3):222–240

Kondo K et al (2017) Molecular phylogenetic analysis of new *Entoloma rhodopolium*-related species in Japan and its identification method using PCR-RFLP. Sci Rep 7(1):14942

Kondratyuk T, Kondratyuk S, Morgaienko O, Khimich M, Beregova T, Ostapchenko L (2015) *Pseudonadsoniella brunnea* (Meripilaceae, Agaricomycotina), a new brown yeast-like fungus producing melanin from the Antarctic; with notes on nomenclature and type confusion of *Nadsoniella nigra*. Acta Bot Hung 57(3–4):291–320

Kong A, Cifuentes J, Estrada-Torres A, Guzmán-Dávalos L, Garibay-Orijel R, Buyck B (2015) Russulaceae associated with mycoheterotroph *Monotropa uniflora* (Ericaceae) in Tlaxcala, Mexico: a phylogenetic approach. Cryptogam Mycol 36(4):479–513

Korhonen A, Seelan JSS, Miettinen O (2018) Cryptic species diversity in polypores: the *Skeletocutis nivea* species complex. MycoKeys 36:45–82

Korhonen M, Liimatainen K, Niskanen T (2009) A new boletoid fungus, *Boletus pinetorum*, in the *Boletus* section *Boletus* from Fennoscandia (Basidiomycota, Boletales). Karstenia 49(2):41–60

Koski-Kotiranta S, Niemelä T (1987) Hydnaceous fungi of the Hericiaceae, Auriscalpiaceae and Climacodontaceae in northwestern Europe. Karstenia 27:43–70

Kotiranta H, Saarenoksa R, Kytövuori I (2009) Aphyllophoroid fungi of Finland. A check-list with ecology, distribution, and threat categories. Norrlinia 19:1–223

Kotiranta H, Kulju M, Miettinen O (2017) *Caudicicola gracilis* (Polyporales, Basidiomycota), a new polypore species and genus from Finland. Ann Bot Fenn 54(1–3):159–167

Kotiranta H, Larsson K-H (2013) *Sistotrema luteoviride* sp. nov. (Cantharellales, Basidiomycota) from Finland. Acta Mycol 48(2):219–225

Kotiranta H, Larsson K-H, Saarenoksa R, Kulju M (2011) *Tretomyces* gen. novum, *Byssocorticium caeruleum* sp. nova, and new combinations in *Dendrothele* and *Pseudomerulius* (Basidiomycota). Ann Bot Fenn 48(1):37–48

Koukol O (2016) *Myriococcum* revisited: a revision of an overlooked fungal genus. Plant Syst Evol 302(8):957–969

Koukol O, Kotlaba F, Pouzar Z (2014) Taxonomic evaluation of the polypore *Daedaleopsis tricolor* based on morphology and molecular data. Czech Mycol 66(2):107–119

Kout J, Vlasák J (2009) *Antrodia serialiformis* from the eastern USA, a new and abundant polypore similar to *A. serialis*. Mycotaxon 108:329–335

Kout J, Vlasák J (2017) *Antrodia multiformis* and *A. tenerifensis* spp. nov.(Fomitopsidaceae, Basidiomycota): new brown rot polypores. Mycol Prog 16(7):737–742

Koziak AT, Cheng KC, Thorn RG (2007) Phylogenetic analyses of *Nematoctonus* and *Hohenbuehelia* (Pleurotaceae). Botany 85(8):762–773

Krakhmalnyi M, Wasser S, Nevo E (2014) *Sclerogaster Wakefieldia*, and *Setchelliogaster*: Hypogeous gasteroid basidiomycetes from Israel. Plant Biosyst 148(6):1239–1246

Krisai-Greilhuber I et al (2017) Fungal Syst Evol: FUSE 3. Sydowia 69:229–264

Kříž M, Zíta V (2016) First records of gasteromycete *Queletia mirabilis* in the Czech Republic. Czech Mycol 68(1):85–95

Kropp BR (2008) *Dermoloma inconspicuum* from Belize with molecular support for its placement in the Agaricaceae. Mycotaxon 104:235–240

Kropp BR (2016) Russulaceae in American Samoa: new species and further support for an Australasian origin for Samoan ectomycorrhizal fungi. Mycologia 108(2):405–413

Kropp BR, Albee-Scott S (2010) *Inocybe tauensis*, a new species from the Samoan Archipelago with biogeographic evidence for a Paleotropical origin. Fungal Biol 114(9):790–796

Kropp BR, Albee-Scott S (2012) *Moniliophthora aurantiaca* sp. nov., a Polynesian species occurring in littoral forests. Mycotaxon 120(1):493–503

Kropp BR, Matheny PB, Hutchison LJ (2013) *Inocybe* section *Rimosae* in Utah: phylogenetic affinities and new species. Mycologia 105(3):728–747

Kropp BR, Matheny PB, Nanagyulyan SG (2010) Phylogenetic taxonomy of the *Inocybe splendens* group and evolution of supersection "Marginatae". Mycologia 102(3):560–573

Krüger D, Hughes K, Petersen R (2008) Notes on the molecular phylogeny of the '*Polyporellus*' group within *Polyporus*: identity of collections from Canada and Ecuador, and relationships with *Lentinus*. Sydowia 60:213–233

Kruse J, Kummer V, Shivas RG, Thines M (2018) The first smut fungus, *Thecaphoraanthemidis* sp. nov.(Glomosporiaceae), described from *Anthemis* (Asteraceae). MycoKeys 41:39–50

Kües U et al (2015) Genome analysis of medicinal *Ganoderma* spp. with plant-pathogenic and saprotrophic life-styles. Phytochemistry 114:18–37

Kuhar F, Castiglia V, Papinutti L (2013) *Geastrum* species of the La Rioja province, Argentina. Mycotaxon 122:145–156

Kuhar F, Smith ME, Mujic A, Truong C, Nouhra E (2017) A systematic overview of *Descolea* (Agaricales) in the Nothofagaceae forests of Patagonia. Fungal Biol 121(10):876–889

Kühdorf K, Münzenberger B, Begerow D, Karasch-Wittmann C, Gómez-Laurito J, Hüttl R (2014) *Sebacina* sp. is a mycorrhizal partner of *Comarostaphylis arbutoides* (Ericaceae). Mycol Prog 13(3):733–744

Kumar AM, Vrinda K, Pradeep C (2018a) New and noteworthy crepidotoid agarics from India. Cryptogam Mycol 39(3):287–298

Kumar AM, Vrinda K, Pradeep C (2018b) Two new species of *Crepidotus* (Basidiomycota, Agaricales) from peninsular India. Phytotaxa 372(1):67–78

Kumar NS, Min K (2011) Phenolic compounds biosorption onto *Schizophyllum commune* fungus: FTIR analysis, kinetics and adsorption isotherms modeling. Chem Eng J 168(2):562–571

Kumar S, Singh R, Gond D (2017) Diversity of rust fungus *Puccinia* on *Justicia*. Plant Pathol Quar 7(1):53–58

Kumar TA, Celio GJ, Matheny PB, McLaughlin DJ, Hibbett DS, Manimohan P (2007) Phylogenetic relationships of *Auriculoscypha* based on ultrastructural and molecular studies. Mycol Res 111(3):268–274

Kumar TA, Manimohan P (2009a) The genus *Cystolepiota* (Agaricales, Basidiomycota) in Kerala State, India. Mycotaxon 107:277–284

Kumar TA, Manimohan P (2009b) Rediscovery of *Trogia cyanea* and a record of *T. infundibuliformis* (Marasmiaceae, Agaricales) from Kerala State, India. Mycotaxon 109:429–436

Kumar TA, Manimohan P (2013) Molecular phylogeny reveals *Megacollybia virosa* is a *Cantharocybe*. Mycotaxon 124(1):231–238

Kumari B, Atri N, Kaur M (2013a) *Chlorolepiota indica* sp. nov.—A new species from India. Mycoscience 54(4):257–259

Kumari B, Atri NS, Upadhyay RC (2013b) Three new species of basidiomycetous fungi from India. Turk J Bot 37:1188–1194

Kumari B, Upadhyay R, Atri N (2013c) *Auricularia olivaceus*: a new species from North India. Mycosphere 4(1):133–138

Kumari D, Reddy MS, Upadhyay RC (2011) *Cantharellus pseudoformosus*, a new species associated with *Cedrus deodara* from India. Mycoscience 52(2):147–151

Kumari D, Upadhyay R, Reddy M (2012) *Craterellus indicus* sp. nov., a new species associated with *Cedrus deodara* from the western Himalayas, India. India. Mycol Prog 11(3):769–774

Kumla J, Suwannarach N, Bussaban B, Lumyong S (2013) *Scleroderma suthepense*, a new ectomycorrhizal fungus from Thailand. Mycotaxon 123(1):1–7

Kumla J, Suwannarach N, Sri-Ngernyuang K, Lumyong S (2018) *Xanthagaricus thailandensis* sp. nov. (Agaricales, Basidiomycota), from northern Thailand. Phytotaxa 348(2):109–117

Kuo M, Methven AS, Minnis AM, Halling RE (2013) Studies of North American macrofungi, 1. Validation of *Lactarius rubidus* comb. nov. and *Leccinellum quercophilum* sp. nov. Mycotaxon 124(1):323–332

Kurtzman CP, Fell JW, Boekhout T (2011) The yeasts: a taxonomic study. Elsevier, Burlington

Kurtzman CP, Boekhout T (2017) Yeasts as distinct life forms of fungi. In: Buzzini P, Lachance MA, Yurkov A (eds) Yeasts in natural ecosystems: ecology. Springer, Cham, pp 1–37

Kurtzman CP, Robnett CJ (2015) *Occultifur kilbournensis f.a.* sp. nov., a new member of the Cystobasidiales associated with maize (*Zea mays*) cultivation. Antonie Leeuwenhoek 107(5):1323–1329

Kuuskeri J, Mäkelä MR, Isotalo J, Oksanen I, Lundell T (2015) *Lignocellulose*-converting enzyme activity profiles correlate with molecular systematics and phylogeny grouping in the incoherent genus *Phlebia* (Polyporales, Basidiomycota). BMC Microbiol 15(1):217

La Rosa A, Bizio E, Saitta A, Tedersoo L (2017) *Inocybe castaneicolor* (Agaricales, Basidiomycota), a new species in section *Splendentes*. Phytotaxa 316(1):79–87

Læssøe T, Boertmann D (2008) A new alamellate *Hygrocybe* species from Ecuador. Mycol Res 112(10):1206–1209

Læssøe T, Elborne S (2012) *Hemimycena* Singer. In: Knudsen H, Vesterholt J (eds) Funga Nordica. Nordsvamp, Copenhagen, pp 399–407

Læssøe T, Ryvarden L (2010a) Some new and rarely recorded polypores from Ecuador. Syn Fung 27:34–58

Læssøe T, Ryvarden L (2010b) Studies in Neotropical polypores 26. Some new and rarely recorded polypores from Ecuador. Syn Fung 27:34–58

Lai TK et al (2012) Leishmanicidal and anticandidal activity of constituents of Indian edible mushroom *Astraeus hygrometricus*. Chem Biodivers 9(8):1517–1524

Lamus V, Franco S, Montoya L, Endara AR, Caballero LA, Bandala VM (2015) Mycorrhizal synthesis of the edible mushroom *Turbinellus floccosus* with *Abies religiosa* from central Mexico. Mycoscience 56(6):622–626

Langer E (2002) Phylogeny of non-gilled and gilled basidiomycetes: DNA sequence inference, ultrastructure and comparative morphology. Universitat Tubingen, Tubingen

Largent DL, Abell-Davis SE, Cummings GA, Ryan KL, Bergemann SE (2011a) Saxicolous species of *Claudopus* (Agaricales, Entolomataceae) from Australia. Mycotaxon 116:253–264

Largent DL, Bergemann SE (2016) *Pouzarella alissae*, a new species from northwestern California, United States. Mycotaxon 130(4):1153–1164

Largent DL, Bergemann SE, Abell-Davis SE (2015) *Entoloma* species from New South Wales and northeastern Queensland, Australia. Mycotaxon 129(2):329–359

Largent DL, Bergemann SE, Abell-Davis SE, Kluting KL, Cummings GA (2013a) Five *Leptonia* species from New South Wales and Queensland, Australia. Mycotaxon 125(1):11–35

Largent DL, Bergemann SE, Abell-Davis SE, Kluting KL, Cummings GA (2013b) Three new *Inocephalus* species with cuboid basidiospores from New South Wales and Queensland, Australia. Mycotaxon 123(1):301–319

Largent DL, Bergemann SE, Cummings GA, Ryan KL, Abell-Davis S, Moore SE (2011b) *Pouzarella* (Agaricales, Entolomataceae) species from New South Wales (Barrington Tops National Park) and northeastern Queensland, Australia. Mycotaxon 117(1):435–483

Largent DL, Henkel TW, Aime MC, Baroni TJ (2008) The Entolomataceae of the Pakaraima Mountains of Guyana I: four new species of *Entoloma* s. str. Mycologia 100(1):132–140

Largent DL, Kluting KL, Anderson NM, Bergemann SE (2016) New leptonioid species from New South Wales and northeastern Queensland, Australia. Mycotaxon 131(1):153–176

Largeteau ML, Llarena-Hernández RC, Regnault-Roger C, Savoie J-M (2011) The medicinal *Agaricus* mushroom cultivated in Brazil: biology, cultivation and non-medicinal valorisation. Appl Microbiol Biotechnol 92(5):897–907

Larsson E, Campo E, Carbone M (2014a) *Hygrophorus exiguus*, a new species in subgenus *Colorati* section *Olivaceoumbrini*, subsection *Tephroleuci*. Karstenia 54:41–48

Larsson E, Hallenberg N (2001) Species delimitation in the *Gloeocystidiellum porosum-clavuligerum* complex inferred from compatibility studies and nuclear rDNA sequence data. Mycologia 93(5):907–914

Larsson E, Jeppson M (2008) Phylogenetic relationships among species and genera of Lycoperdaceae based on ITS and LSU sequence data from north European taxa. Mycol Res 112(1):4–22

Larsson E, Jeppson M, Larsson K-H (2009a) Taxomomy, ecology and phylogenetic relationships of *Bovista pusilla* and *B. limosa* in North Europe. Mycol Prog 8(4):289

Larsson E, Kleine J, Jacobsson S, Krikorev M (2018a) Diversity within the *Hygrophorus agathosmus* group (Basidiomycota, Agaricales) in Northern Europe. Mycol Prog 17(12):1293–1304

Larsson E, Larsson K-H (2003) Phylogenetic relationships of russuloid basidiomycetes with emphasis on aphyllophoralean taxa. Mycologia 95(6):1037–1065

Larsson E, Örstadius L (2008) Fourteen coprophilous species of *Psathyrella* identified in the Nordic countries using morphology and nuclear rDNA sequence data. Mycol Res 112(10):1165–1185

Larsson E, Ryberg M, Moreau P-A, Mathiesen ÅD, Jacobsson S (2009b) Taxonomy and evolutionary relationships within species of section *Rimosae* (*Inocybe*) based on ITS, LSU and mtSSU sequence data. Persoonia 23:86–98

Larsson E, Vauras J, Cripps CL (2014b) *Inocybe leiocephala*, a species with an intercontinental distribution range–disentangling the *I. leiocephala–subbrunnea–catalaunica* morphological species complex. Karstenia 54:15–39

Larsson E, Vauras J, Cripps CL (2017) *Inocybe lemmi*, a new species of section *Marginatae* from the alpine region of Sweden. Karstenia 57:1–9

Larsson E, Vauras J, Cripps CL (2018b) *Inocybe praetervisa* group–A clade of four closely related species with partly different geographical distribution ranges in Europe. Mycoscience 59(4):277–287

Larsson K-H (2014) Nomenclatural novelties. Index Fungorum 131:1–1

Larsson K-H (2007a) Re-thinking the classification of corticioid fungi. Mycol Res 111(9):1040–1063

Larsson K-H (2007b) Molecular phylogeny of *Hyphoderma* and the reinstatement of *Peniophorella*. Mycol Res 111(2):186–195

Larsson K-H, Læssøe T, Yorou N, Ryvarden L (2011) The phylogenetic position of *Hydnodon* and *Scytinopogon*. Inoculum 62(3):28

Larsson K-H, Larsson E, Kõljalg U (2004) High phylogenetic diversity among corticioid homobasidiomycetes. Mycol Res 108(9):983–1002

Larsson K-H, Parmasto E, Fischer M, Langer E, Nakasone KK, Redhead SA (2006) Hymenochaetales: a molecular phylogeny for the hymenochaetoid clade. Mycologia 98(6):926–936

Latha KD, Manimohan P (2015) Inocybe griseorubida, a new species of Pseudosperma clade from tropical India. Phytotaxa 221(2):166–174

Latha KD, Manimohan P (2016a) *Inocybe gregaria*, a new species of the *Inosperma* clade from tropical India. Phytotaxa 286(2):107–115

Latha KD, Manimohan P (2016b) Five new species of *Inocybe* (Agaricales) from tropical India. Mycologia 108(1):110–122

Latha KD, Manimohan P (2017) Inocybes of Kerala. SporePrint Books, Calicut

Latha KD, Raj KA, Manimohan P (2018a) Two new species of *Rhodocollybia* from tropical India. Phytotaxa 340(2):157–166

Latha KD, Nanu S, Sharafudheen SA, Manimohan P (2018b) Two new species of *Gerronema* (Agaricales, Basidiomycota) from Kerala State. India. Phytotaxa 364(1):81–91

Latha KD, Paramban NK, Manimohan P (2016a) *Tubaria keralensis*, a new species of *T. furfuracea* complex from tropical India. Phytotaxa 278(3):287–293

Latha KD, Raj KA, Cherolil T, Sharafudheen SA, Manimohan P (2016b) Three new species of *Calocybella* from India based on morphology and molecular phylogeny. Phytotaxa 255(2):133–143

Latha KD, Raj KA, Farook VA, Sharafudheen SA, Parambil NK, Manimohan P (2016c) Three new species of Russulaceae from India based on morphology and molecular phylogeny. Phytotaxa 246(1):61–77

Latha KD, Raj KA, Sharafudheen SA, Manimohan P (2015a) *Clitocybula sulcata*—a new species from India. Phytotaxa 208(1):63–69

Latha KD, Raj KA, Paramban R, Manimohan P (2015b) Two new bryophilous agarics from India. Mycoscience 56(1):75–80

Latinovic J, Radisek S, Latinovic N (2015) Severe infection of figs by fig rust pathogen *Cerotelium fici* in Montenegro. Poljoprivreda i Sumarstvo 61(2):101

Lavorato C, Contu M (2015) *Lyophyllum mariae*, a new species with showy colours from Calabria (Italy). Micol Vegetazione Mediterr 30(2):97–102

Lavorato C, Vizzini A, Ge Z-W, Contu M (2015) Redescription of *Clitocybe umbrinopurpurascens* (Basidiomycota, Agaricales) and revision of *Neohygrophorus* and *Pseudoomphalina*. Phytotaxa 219(1):43–57

Lawrey JD, Binder M, Diederich P, Molina MC, Sikaroodi M, Ertz D (2007) Phylogenetic diversity of lichen-associated homobasidiomycetes. Mol Phylogenet Evol 44(2):778–789

Lawrey JD, Diederich P, Sikaroodi M, Gillevet PM (2008) Remarkable nutritional diversity of basidiomycetes in the Corticiales, including a new foliicolous species of *Marchandiomyces* (anamorphic Basidiomycota, Corticiaceae) from Australia. Am J Bot 95(7):816–823

Lawrey JD et al (2009) High concentration of basidiolichens in a single family of agaricoid mushrooms (Basidiomycota: Agaricales: Hygrophoraceae). Mycol Res 113(10):1154–1171

Lawrey JD, Zimmermann E, Sikaroodi M, Diederich P (2016) Phylogenetic diversity of bulbil-forming lichenicolous fungi in Cantharellales including a new genus and species. The Bryologist 119(4):341–349

Lazarević J, Menkis A (2018) Fungi inhabiting fine roots of *Pinus heldreichii* in the Montenegrin montane forests. Symbiosis 74(3):189–197

Le XT, Le QHN, Pham ND, Dentinger BT, Moncalvo J-M (2012) *Tomophagus cattienensis* sp. nov., a new Ganodermataceae species from Vietnam: Evidence from morphology and ITS DNA barcodes. Mycol Prog 11(3):775–780

Leal-Dutra CA, Neves MA, Griffith GW, Reck MA, Clasen LA, Dentinger BT (2018) Reclassification of *Parapterulicium* Corner (Pterulaceae, Agaricales), contributions to Lachnocladiaceae and Peniophoraceae (Russulales) and introduction of *Baltazaria* gen. nov. MycoKeys 37:39–56

Lebel T (2013) Two new species of sequestrate *Agaricus* (section *Minores*) from Australia. Mycol Prog 12(4):699–707

Lebel T, Castellano MA, Beever RE (2015) Cryptic diversity in the sequestrate genus *Stephanospora* (Stephanosporaceae: Agaricales) in Australasia. Fungal Biol 119(4):201–228

Lebel T, Catcheside PS (2009) The truffle genus *Cribbea* (Physalacriaceae, Agaricales) in Australia. Aust Syst Bot 22(1):39–55

Lebel T, Dunk CW, May TW (2013) Rediscovery of *Multifurca stenophylla* (Berk.) T. Lebel, CW Dunk & TW May comb. nov.(Russulaceae) from Australia. Mycol Prog 12(3):497–504

Lebel T, Orihara T, Maekawa N (2012) The sequestrate genus *Rosbeeva* T Lebel & Orihara from Australasia and Japan: new species and new combinations. Fungal Divers 52(1):49–71

Lebel T, Pennycook S, Barrett M (2018) Two new species of *Pisolithus* (Sclerodermataceae) from Australasia, and an assessment of the confused nomenclature of *P tinctorius*. Phytotaxa 348(3):163–186

Lebel T, Syme A (2012) Sequestrate species of *Agaricus* and *Macrolepiota* from Australia: new species and combinations and their position in a calibrated phylogeny. Mycologia 104(2):496–520

Lebel T, Thompson DK, Udovicic F (2004) Description and affinities of a new sequestrate fungus, *Barcheria willisiana* gen. et sp. nov. (Agaricales) from Australia. Mycol Res 108(2):206–213

Lebel T, Vellinga EC (2013) Description and affinities of a sequestrate *Lepiota* (Agaricaceae) from Australia. Mycol Prog 12(3):525–532

Lécuru C, Mornand J, Fiard J-P, Moreau P-A, Courtecuisse R (2013) *Clathrus roseovolvatus*, a new phalloid fungus from the Caribbean. Cryptogam Mycol 34(1):35–44

Lee H et al (2018) First Report of Eight Milkcap Species Belonging to *Lactarius* and *Lactifluus* in Korea. Mycobiology 46(1):1–12

Lee H, Park MS, Jung PE, Eimes JA, Seok SJ, Lim YW (2017) Re-evaluation of the taxonomy and diversity of *Russula* section *Foetentinae* (Russulales, Basidiomycota) in Korea. Mycoscience 58(5):351–360

Lee H, Park MS, Jung PE, Fong JJ, Oh S-Y, Verbeken A, Lim YW (2015) *Lactarius cucurbitoides* (Russulales, Basidiomycota), a new species from South Korea supported by molecular and morphological data. Phytotaxa 205(3):168–176

Lee I-K, Cho S-M, Seok S-J, Yun B-S (2008a) Chemical constituents of *Gymnopilus spectabilis* and their antioxidant activity. Mycobiology 36(1):55–59

Lee JS, Jung HS (2008) *Porodisculus orientalis* sp. nov. (Schizophyllaceae, Agaricales) from East Asia. Mycotaxon 104:215–222

Lee JS, Kim C, Lim YW (2008b) *Irpex hacksungii* sp. nov. (Polyporaceae) from Korea. Mycotaxon 106:423–429

Lee JS, Lim YW (2010) *Cerrena aurantiopora* (Polyporaceae) from eastern Asia. Mycologia 102(1):211–216

Lee H, Wissitrassameewong K, Park MS, Verbeken A, Eimes J, Lim YW (2019) Taxonomic revision of the genus *Lactarius* (Russulales, Basidiomycota) in Korea. Fungal Divers 95(1):275–335

Lehmann H, Lüderitz M (2018) Die "Gattung" *Hemimycena* in Schleswig-Holstein, vol 1. Fungi Cimbricae, Kiel

Li C-H, Li T-H (2009) A new *Entoloma* species (Entolomataceae, Agaricales) from Hainan Island. Mycosystema 28:641–643

Li C-H, Li T-H, Shen Y-H (2009a) Two new blue species of *Entoloma* (Basidiomycetes, Agaricales) from South China. Mycotaxon 107:405–412

Li F, Cai Q (2014) *Amanita heishidingensis*, a new species of *Amanita* sect. *Lepidella* from China. Mycol Prog 13(4):1008

Li F et al (2016a) Three new species of Boletaceae from the Heishiding Nature Reserve in Guangdong Province, China. Mycol Prog 15(12):1269–1283

Li G-J, Li S-F, Liu X-Z, Wen H-A (2012) *Russula jilinensis* sp. nov. (Russulaceae) from northeast China. Mycotaxon 120(1):49–58

Li G-J, Li S-F, Wen H-A (2010a) The *Russula* species resource and its economic values of China. Acta Edulis Fungi 17(supl):155–160

Li G-J, Li S-F, Wen H-A (2011a) *Russula zhejiangensis* sp. nov. from East China. Cryptogam Mycol 32(2):127–134

Li G-J, Zhang C-L, Lin F-C, Zhao R-L (2018b) Hypogeous gasteroid *Lactarius sulphosmus* sp. nov. and agaricoid *Russula vinoso-brunneola* sp. nov. (Russulaceae) from China. DNA 9(4):838–858

Li G-J, Zhang C-L, Zhao R-L, Lin F-C (2018a) Two new species of *Russula* from Northeast China. Mycosphere 9(3):431–443

Li G-J, Zhao D, Li S-F, Wen H-A (2015a) *Russula chiui* and *R. pseudopectinatoides*, two new species from southwestern China supported by morphological and molecular evidence. Mycol Prog 14(6):33

Li G-J, Zhao Q, Zhao D, Yue S-F, Li S-F, Wen H-A, Liu X-Z (2013a) *Russula atroaeruginea* and *R. sichuanensis* spp. nov. from southwest China. Mycotaxon 124(1):173–188

Li G-J, Zhao R-L, Zhang C-L, Lin F-C (2019a) A preliminary DNA barcode selection for the genus *Russula* (Russulales, Basidiomycota). Mycology 10(2):61–74

Li G-J et al (2016b) Fungal diversity notes 253–366: taxonomic and phylogenetic contributions to fungal taxa. Fungal Divers 78(1):1–237

Li H-B, Cheng J-W, He L, Liu Y-Q, Bai J, Wu X-Q (2010b) Analysis and evaluation of nutritional components of *Floccularia luteovirens* in Tibet Plateau. Scientia Silvae Sinicae 46(5):122–126

Li H-B, Wei H-L, Peng H-Z, Ding H-M, Wang L-L, He L, Fu L-Z (2014a) *Boletus roseoflavus*, a new species of *Boletus* in section *Appendiculati* from China. Mycol Prog 13(1):21–31

Li H-J, Cui B-K (2010) A new *Trametes* species from Southwest China. Mycotaxon 113(1):263–267

Li H-J, Cui B-K (2013a) Two new *Daedalea* species (Polyporales, Basidiomycota) from South China. Mycoscience 54(1):62–68

Li H-J, Cui B-K (2013b) Taxonomy and phylogeny of the genus *Megasporoporia* and its related genera. Mycologia 105(2):368–383

Li H-J, Cui B-K, Dai Y-C (2014b) Taxonomy and multi-gene phylogeny of *Datronia* (Polyporales, Basidiomycota). Persoonia 32:170–182

Li H-J, Han M-L, Cui B-K (2013b) Two new *Fomitopsis* species from southern China based on morphological and molecular characters. Mycol Prog 12(4):709–718

Li H-J, Li X-C, Vlasák J, Dai Y-C (2014c) *Neofomitella polyzonata* gen. et sp. nov., and *N. fumosipora* and *N. rhodophaea* transferred from *Fomitella*. Mycotaxon 129(1):7–20

Li H-J, Si J, Zhang Y-Z, Sun J, He S-H (2016c) Taxonomic and phylogenetic studies reveal a new species from *Funalia gallica* complex (Polyporales, Basidiomycota). Mycol Prog 15(3):23

Li H-J, Xie J-W, Zhang S, Zhou Y-J, Ma P-B, Zhou J, Sun C-Y (2015b) *Amanita subpallidorosea*, a new lethal fungus from China. Mycol Prog 14(6):43

Li H-L, Ma X-L, Mortimer PE, Karunarathna SC, Xu J-C, Hyde KD (2016d) *Phallus haitangensis*, a new species of stinkhorn from Yunnan Province. China. Phytotaxa 280(2):116–128

Li H-L, Mortimer EE, Karunarathna SC, Xu J-C, Hyde KD (2014c) New species of *Phallus* from a subtropical forest in Xishuangbanna. China. Phytotaxa 163(2):91–103

Li H-J, Cui B-K (2013c) *Dichomitus hubeiensis* sp. nov. and a new record of *Dichomitus* (Basidiomycota) from China. Nord J Bot 31(1):118–121

Li J, Xiong H-X, Dai Y-C (2008) Descriptions of two new species of *Polypore* from Hubei Province in central China. Ann Bot Fenn 45(4):315–319

Li J-J, Wu S-Y, Yu X-D, Zhang S-B, Cao D-X (2017a) Three new species of *Calocybe* (Agaricales, Basidiomycota) from northeastern China are supported by morphological and molecular data. Mycologia 109(1):55–63

Li J-W, Zheng J-F, Song Y, Yuan F, Qiu L-H (2019b) Three novel species of *Russula* from southern China based on morphological and molecular evidence. Phytotaxa 392(4):264–276

Li L et al (2016e) Three New Species of *Rhizopogon* from Southwest China. Phytotaxa 282(2):151–163

Li M-C, Liang J-F, Li Y-C, Feng B, Yang Z-L, James TY, Xu J-P (2010c) Genetic diversity of Dahongjun, the commercially important "Big Red Mushroom" from southern China. PLoS ONE 5(5):e10684

Li Q et al (2019c) Characterization and comparative analysis of six complete mitochondrial genomes from ectomycorrhizal fungi of the *Lactarius* genus and phylogenetic analysis of the Agaricomycetes. Int J Biol Macromol 121:249–260

Li S-F et al (2014e) *Agaricus taeniatus* sp. nov., a new member of *Agaricus* sect. *Bivelares* from northwest China. Mycotaxon 129(1):187–196

Li T, Li T-H, Wang C-Q, Deng W-Q, Song B (2017b) *Gerhardtia sinensis* (Agaricales, Lyophyllaceae), a new species and a newly recorded genus for China. Phytotaxa 332(2):172–180

Li T-H, Hu H-P, Deng W-Q, Wu S-H, Wang D-M, Tsering T (2015c) *Ganoderma leucocontextum*, a new member of the *G. lucidum* complex from southwestern China. Mycoscience 56(1):81–85

Li W, Chen S-Z, Guo L, Ye Y-Q (2013c) *Septobasidium hoveniae* sp. nov. and *S. rhabarbarinum* new to China. Mycotaxon 125:97–101

Li W, Guo L (2013) *Septobasidium diaspidioti* sp. nov. from Anhui Province. J Fung Res 11:239–241

Li W, Guo L (2014) Three new species of *Septobasidium* from Yunnan and Guangxi in China. Mycotaxon 127:25–31

Li Y-C, Feng B, Yang Z-L (2011b) *Zangia*, a new genus of Boletaceae supported by molecular and morphological evidence. Fungal Divers 49(1):125–143

Li Y-C, Li F, Zeng N-K, Cui Y-Y, Yang Z-L (2014e) A new genus *Pseudoaustroboletus* (Boletaceae, Boletales) from Asia as inferred from molecular and morphological data. Mycol Prog 13(4):1011

Li Y-C, Ortiz-Santana B, Zeng N-K, Feng B, Yang Z-L (2014f) Molecular phylogeny and taxonomy of the genus *Veloporphyrellus*. Mycologia 106(2):291–306

Li Y-C, Yang Z-L (2011) Notes on tropical boletes from China. J Fung Res 9:204–211

Li Y-C, Yang Z-L, Tolgor B (2009b) Phylogenetic and biogeographic relationships of *Chroogomphus* species as inferred from molecular and morphological data. Fungal Divers 38:85–104

Li Y-K, Yuan Y, Liang J-F (2014g) Morphological and molecular evidence for a new species of *Psilocybe* from southern China. Mycotaxon 129(2):21–222

Li Y-K, Zhang X, Yuan Y, Cao Z, Liang J-F (2015c) Morphological and molecular evidence for a new species of *Russula* (Russulaceae) from southern China. Phytotaxa 202(2):94–102

Liang J-F (2012) *Lepiota amplicystidiata*, a new species from Tibet. Sydowia 64(2):245–254

Liang J-F (2016) Taxonomy and phylogeny in *Lepiota* sect. Stenosporae from China. Mycologia 108(1):56–69

Liang J-F, Xu J, Yang Z-L (2009) Divergence, dispersal and recombination in *Lepiota cristata* from China. Fungal Divers 38(105):e124

Liang J-F, Yang Z-L (2011) A new species of *Lepiota* (Agaricaceae) from southwestern China. Mycotaxon 117(1):359–363

Liang J-F, Yang Z-L (2013) *Lepiota nigrosquamosa*, a new species from China. Nova Hedwigia 96(1–2):213–220

Liang J-F, Yang Z-L, Xu J-P, Ge Z-W (2010) Two new unusual *Leucoagaricus* species (Agaricaceae) from tropical China with blue-green staining reactions. Mycologia 102(5):1141–1152

Liang Y-M, Kakishima M (2011) *Pucciniastrum enkianthi* nom. nov., a replacement name for *P. hakkodaense*. Mycotaxon 115(1):505–506

Liang Z-Q, An D-Y, Jiang S, Su M-S, Zeng N-K (2016) *Butyriboletus hainanensis* (Boletaceae, Boletales), a new species from tropical China. Phytotaxa 267(4):256–262

Liang Z-Q, Chai H, Jiang S, Ye Z-K, Zeng N-K (2017a) The genus *Xanthoconium* (Boletaceae, Boletales) in tropical China. Phytotaxa 295(3):246–254

Liang Z-Q, Su M-S, Jiang S, Hong D, Zeng N-K (2018) *Tylopilus callainus*, a new species with a sea-green color change of hymenophore and context from the south of China. Phytotaxa 343(3):269–276

Liang Z-Q, Su M-S, Jiang S, Zeng N-K (2017a) *Marasmius campestris* sp. nov. (Marasmiaceae, Agaricales) from tropical China based on morphological and molecular evidence. Mycoscience 58(2):77–84

Liimatainen K, Niskanen T, Ammirati JF, Kytövuori I, Dima B (2015) *Cortinarius*, subgenus *Telamonia*, section *Disjungendi*, cryptic species in North America and Europe. Mycol Prog 14(1):1016

Liimatainen K, Niskanen T, Dima B, Kytövuori I, Ammirati J, Frøslev TG (2014) The largest type study of Agaricales species to date: bringing identification and nomenclature of *Phlegmacium* (*Cortinarius*) into the DNA era. Persoonia 33:98–140

Lim YW, Kim J-J, Chedgy R, Morris PI, Breuil C (2005) Fungal diversity from western redcedar fences and their resistance to β-thujaplicin. Antonie Leeuwenhoek 87(2):109–117

Lima ML, Asai T, Capelari M (2008) *Armillaria paulensis*: a new South American species. Mycol Res 112(9):1122–1128

Limtong S, Polburee P, Chamnanpa T, Khunnamwong P, Limtong P (2017) *Meira siamensis* sp. nov., a novel anamorphic ustilaginomycetous yeast species isolated from the vetiver grass phylloplane. Int J Syst Evol Microbiol 67(7):2418–2422

Lin S-J, Wen C-Y, Wang P-M, Huang J-C, Wei C-L, Chang J-W, Chu W-S (2010) High-level production of erythritol by mutants of osmophilic *Moniliella* sp. Process Biochem 45(6):973–979

Lin W-C et al (2017) Anti-inflammatory activity of *Sanghuangporus sanghuang* mycelium. Int J Mol Sci 18(2):347

Lincoff G (2010) The Complete Mushroom Hunter: An Illustrated Guide to Finding, Harvesting, and Enjoying Wild Mushrooms. Quarry Books

Linde CC, May TW, Phillips RD, Ruibal M, Smith LM, Peakall R (2017) New species of *Tulasnella* associated with terrestrial orchids in Australia. IMA fungus 8(1):28–48

Linde CC, Phillips RD, Crisp MD, Peakall R (2014) Congruent species delineation of *Tulasnella* using multiple loci and methods. New Phytol 201(1):6–12

Lindequist U, Jülich W-D, Witt S (2015) *Ganoderma pfeifferi*–a European relative of *Ganoderma lucidum*. Phytochemistry 114:102–108

Lindgren H, Diederich P, Goward T, Myllys L (2015) The phylogenetic analysis of fungi associated with lichenized ascomycete genus *Bryoria* reveals new lineages in the Tremellales including a new species *Tremella huuskonenii* hyperparasitic on *Phacopsis huuskonenii*. Fungal Biol 119(9):844–856

Lindner DL, Banik MT (2008) Molecular phylogeny of *Laetiporus* and other brown rot polypore genera in North America. Mycologia 100(3):417–430

Lindner DL, Ryvarden L, Baroni TJ (2011) A new species of *Daedalea* (Basidiomycota) and a synopsis of core species in *Daedalea* sensu stricto. N Am Fungi 6(4):1–12

Linhares FT, Reck MA, Daniels PP, Neves MA (2016) *Gloeocantharellus aculeatus* (Gomphaceae), a new neotropical species in the gomphoid-phalloid clade. Phytotaxa 268(3):193–202

Link T, Seibel C, Voegele RT (2014) Early insights into the genome sequence of *Uromyces fabae*. Front Plant Sci 5:587

Liu D et al (2017a) Circumscription and phylogeny of the Lepidostromatales (lichenized Basidiomycota) following discovery of new species from China and Africa. Mycologia 109(5):730–748

Liu F et al (2017b) A novel polysaccharide with antioxidant, HIV protease inhibiting and HIV integrase inhibiting activities from *Fomitiporia punctata* (P. karst.) murrill (Basidiomycota, Hymenochaetales). Int J Biol Macromol 97:339–347

Liu J, Bau T (2018) New species and new records in the genus *Conocybe* (Bolbitaceae) from China. Phytotaxa 357(4):261–274

Liu J-K et al (2017c) Ranking higher taxa using divergence times: a case study in Dothideomycetes. Fungal Divers 84(1):75–99

Liu J-K et al (2015a) Fungal diversity notes 1–110: taxonomic and phylogenetic contributions to fungal species. Fungal Divers 72(1):1–197

Liu J-K, Zhao R-L, Hyde KD (2009) Four species of *Oudemansiella* and *Xerula* newly recorded from Thailand. Cryptogam Mycol 30(4):341–353

Liu K, Wang J, Zhao L, Wang Q (2013) Anticancer, antioxidant and antibiotic activities of mushroom *Ramaria flava*. Food Chem Toxicol 58:375–380

Liu L-N, Abdul R, Atri NS, Bau T, Belbahri L, Bouket AC, Chen L, Deng C, Sobia I, Khalid AN (2018) Fungal systematics and evolution: FUSE 4. Sydowia 70:211–286

Liu L-N, Wu L, Chen Z-H, Bau T, Zhang P (2017d) The species of *Lentaria* (Gomphales, Basidiomycota) from China based on morphological and molecular evidence. Mycol Prog 16(6):605–612

Liu M, Hambleton S (2010) Taxonomic study of stripe rust, *Puccinia striiformis* sensu lato, based on molecular and morphological evidence. Fungal Biol 114(10):881–899

Liu M, Hambleton S (2012) *Puccinia chunjii*, a close relative of the cereal stem rusts revealed by molecular phylogeny and morphological study. Mycologia 104(5):1056–1067

Liu M, Hambleton S (2013) Laying the foundation for a taxonomic review of *Puccinia coronata* s.l. in a phylogenetic context. Mycol Prog 12(1):63–89

Liu S-L, He S-H (2016a) *Phanerochaete porostereoides*, a new species in the core clade with brown generative hyphae from China. Mycosphere 7(5):648–655

Liu S-L, Nakasone KK, Wu S-H, He S-H, Dai Y-C (2018a) Taxonomy and phylogeny of *Lopharia* s.s., *Dendrodontia*, *Dentocorticium* and *Fuscocerrena* (Basidiomycota, Polyporales). MycoKeys 32:25–48

Liu S-L, Wu F, He S-H (2016a) *Lindtneria asiae-orientalis* sp. nov. (Stephanosporaceae, Basidiomycota) from China based on morphological and molecular characters. Phytotaxa 260(3):283–290

Liu S-L, Zhao Y, Dai Y-C, Nakasone KK, He S-H (2017e) Phylogeny and taxonomy of *Echinodontium* and related genera. Mycologia 109(4):568–577

Liu S-L, He S-H (2016b) The genus *Vararia* (Russulales, Basidiomycota) in China. Two new species and two new Chinese records. Nord J Bot 34(5):553–558

Liu T-Z, Chen Q, Han M-L, Wu F (2018b) *Fomitiporia rhamnoides* sp. nov. (Hymenochaetales, Basidiomycota), a new polypore growing on *Hippophae* from China. MycoKeys 36:35–43

Liu W-L, Xu T-M, Shen S, Liu X-F, Sun Y, Zhao C-L (2018c) *Perenniporia puerensis* sp. nov. from southern China. Mycotaxon 132(4):867–874

Liu X-Z, Groenewald M, Boekhout T, Bai F-Y (2017f) *Heitmania* gen. nov., a new yeast genus in Microbotryomycetes, and description of three novel species: *Heitmania litseae* sp. nov., *Heitmania castanopsis* sp. nov. and *Heitmania elacocarpi* sp. nov. Int J Syst Evol Microbiol 67(11):4534–4540

Liu X-Z, Groenewald M, Boekhout T, Bai F-Y (2018d) *Kondoa gutianensis* fa sp. nov., a novel ballistoconidium-forming yeast species isolated from plant leaves. Antonie Leeuwenhoek 111(1):155–160

Liu X-Z et al (2015b) Towards an integrated phylogenetic classification of the Tremellomycetes. Stud Mycol 81:85–147

Liu Y, Bau T (2009) A new species of *Hohenbuehelia* from China. Mycotaxon 108(1):445–448

Liu Y, Bau T (2011a) New records of the genus *Lentinellus* in China. Mycosystema 30(3):491–496

Liu Y, Bau T (2011b) Two new species of *Lentinellus* (Russulales, Basidiomycota) in China. Mycosystema 30(5):680–685

Liu Y-C, Liu P, Hu H-P, Li D, Li Y (2016b) *Tricholosporum*, a newly recorded genus of Agaricomycetes in China. Phytotaxa 289(3):263–270

Lizárraga M, Esqueda M, Vargas-Luna M, Moreno G (2012) First record of the sequestrate fungus *Neosecotium macrosporum* (Agaricales, Lepiotaceae) from Mexico. Mycotaxon 120(1):437–441

Lodge DJ et al (2014) Molecular phylogeny, morphology, pigment chemistry and ecology in Hygrophoraceae (Agaricales). Fungal Divers 64(1):1–99

Looney BP (2015) Molecular annotation of type specimens of *Russula* species described by WA Murrill from the southeast United States. Mycotaxon 129(2):255–268

Looney BP, Birkebak JM, Matheny PB (2013) Systematics of the genus *Auricularia* with an emphasis on species from the southeastern United States. N Am Fungi 8(6):1–25

Looney BP, Meidl P, Piatek MJ, Miettinen O, Martin FM, Matheny PB, Labbé JL (2018) Russulaceae: a new genomic dataset to study ecosystem function and evolutionary diversification of ectomycorrhizal fungi with their tree associates. New Phytol 218(1):54–65

Looney BP, Ryberg M, Hampe F, Sánchez-García M, Matheny PB (2016) Into and out of the tropics: global diversification patterns in a hyperdiverse clade of ectomycorrhizal fungi. Mol Ecol 25(2):630–647

Lu C, Guo L (2009) *Septobasidium annulatum* sp. nov. (Septobasidiaceae) and *S. kameii* new to China. Mycotaxon 110:239–245

Lu C, Guo L (2010a) Three new species of *Septobasidium* (Septobasidiaceae) from Gaoligong Mountains in China. Mycotaxon 112:143–151

Lu C, Guo L (2010b) Two new species of *Septobasidium* (Septobasidiaceae) and *S. pallidum* new to China. Mycotaxon 113:87–93

Lu C, Guo L (2011) Two new species of *Septobasidium* (Septobasidiaceae) from Gaoligong Mountains in China. Mycotaxon 116:395–400

Lu C, Guo L, Wei J, Li J (2010) Two new species of *Septobasidium* (Septobasidiaceae) from southern China. Mycotaxon 111:269–274

Lu M-C et al (2013) Recent research and development of *Antrodia cinnamomea*. Pharmacol Ther 139(2):124–156

Lucas A, Dentinger BT (2015) *Rectipilus afibulatus*—a new cyphelloid mushroom (Agaricales) from Great Britain. Kew Bull 70(4):58

Lücking R et al (2017) Turbo-taxonomy to assemble a megadiverse lichen genus: seventy new species of *Cora* (Basidiomycota: Agaricales: Hygrophoraceae), honouring David Leslie Hawksworth's seventieth birthday. Fungal Divers 84(1):139–207

Lücking R et al (2013) Ten new species of lichenized Basidiomycota in the genera *Dictyonema* and *Cora* (Agaricales: Hygrophoraceae), with a key to all accepted genera and species in the *Dictyonema* clade. Phytotaxa 139(1):1–38

Lücking R, Hodkinson BP, Leavitt SD (2016) The 2016 classification of lichenized fungi in the Ascomycota and Basidiomycota—Approaching one thousand genera. The Bryologist 119(4):361–416

Lücking R, Moncada B (2017) Dismantling *Marchandiomphalina* into *Agonimia* (Verrucariaceae) and *Lawreymyces* gen. nov. (Corticiaceae): setting a precedent to the formal recognition of thousands of voucherless fungi based on type sequences. Fungal Divers 84(1):119–138

Lücking R, Timdal E (2016) New species of *Dictyonema* and *Cyphellostereum* (lichenized Basidiomycota: Hygrophoraceae) from tropical Africa and the Indian Ocean, dedicated to the late Hildur Krog. Willdenowia 46(1):191–199

Lüderitz M et al (2016) Ergebnisse des 4. und 5. Dünenpilzworkshops. Z Mykol 82(2):355–448

Ludwig E (2017) Pilzkompendium, vol 4. Fungicon, Berlin

Lugo MA, Crespo EM, Hosaka K, Domínguez LS (2012) *Broomeia congregata* Berk., 1844 (Agaricales: Broomeiaceae): new distribution record for San Luis, Argentina. Check List 8(3):531–533

Lumbsch HT, Huhndorf SM (2007) Outline of ascomycota—2007. Myconet 1:31–58

Lumbsch HT, Huhndorf SM (2010) Myconet volume 14. Part One. Outline of Ascomycota—2009. Part Two. Notes on ascomycete

systematics nos. 4751–5113. Fieldiana Life and Earth Sciences 14(1):1–64

Lumyong S, Sanmee R, Lumyong P, Yang ZL, Trappe JM (2003) *Mycoamaranthus cambodgensis* comb. nov., a widely distributed sequestrate basidiomycete from Australia and southeastern Asia. Mycol Prog 2(4):323–325

Luo X, Ye L, Chen J, Karunarathna SC, Xu J, Hyde KD, Mortimer PE (2016) *Laccaria rubroalba* sp. nov. (Hydnangiaceae, Agaricales) from Southwestern China. Phytotaxa 284(1):41–50

Luoma DL, Eberhart JL (2014) Relationships between Swiss needle cast and ectomycorrhizal fungus diversity. Mycologia 106(4):666–675

Lupatini M, Bonnassis P, Steffen R, Oliveira V, Antoniolli Z (2008) Mycorrhizal morphotyping and molecular characterization of *Chondrogaster angustisporus* Giachini, Castellano, Trappe & Oliveira, an ectomycorrhizal fungus from *Eucalyptus*. Mycorrhiza 18(8):437–442

Lurie Y et al (2009) Mushroom poisoning from species of genus *Inocybe* (fiber head mushroom): a case series with exact species identification. Clin Toxicol 47(6):562–565

Lutz M, Bauer R, Begerow D, Oberwinkler F (2004) *Tuberculina-Helicobasidium*: host specificity of the *Tuberculina*-stage reveals unexpected diversity within the group. Mycologia 96(6):1316–1329

Lutz M, Vánky K, Bauer R (2012) *Melanoxa*, a new genus in the Urocystidales (Ustilaginomycotina). Mycol Prog 11(1):149–158

Lutzoni F et al (2004) Assembling the fungal tree of life: progress, classification, and evolution of subcellular traits. Am J Bot 91(10):1446–1480

Lutzoni F, Moncalvo J-M, Vilgalys R (2002) Phylogeny of agarics: partial systematics solutions for core omphalinoid genera in the Agaricales (euagarics). Mycotaxon 83:19–57

Lygis V, Vasiliauskas R, Stenlid J (2004) Planting *Betula pendula* on pine sites infested by *Heterobasidion annosum*: disease transfer, silvicultural evaluation, and community of wood-inhabiting fungi. Can J For Res 34(1):120–130

Ma T, Feng Y, Lin X-F, Karunarathna SC, Ding W-F (2014) *Psilocybe chuxiongensis*, a new bluing species from subtropical China. Phytotaxa 156(4):211–220

Ma T, Ling X-F, Hyde KD (2016) Species of *Psilocybe* (Hymenogastraceae) from Yunnan, southwest China. Phytotaxa 284(3):181–193

Maba DL, Guelly A, Yorou N, Agerer R (2015a) Diversity of *Lactifluus* (Basidiomycota, Russulales) in West Africa: 5 new species described and some considerations regarding their distribution and ecology. Mycosphere(6):737–759

Maba DL, Guelly AK, Yorou NS, Verbeken A, Agerer R (2014) Two New *Lactifluus* species (Basidiomycota, Russulales) from Fazao Malfakassa National Park (Togo, West Africa). Mycol Prog 13(3):513–524

Maba DL, Guelly AK, Yorou NS, Verbeken A, Agerer R (2015b) Phylogenetic and microscopic studies in the genus *Lactifluus* (Basidiomycota, Russulales) in West Africa, including the description of four new species. IMA fungus 6(1):13–24

Machado PdS, Glen M, Pereira OL, Silva AA, Alfenas AC (2015) Epitypification of Puccinia psidii, causal agent of guava rust. Tropical Plant Pathology 40(1):5–12

Machnicki N, Wright L, Allen A, Robertson C, Meyer C, Birkebak J, Ammirati J (2006) *Russula crassotunicata* identified as host for *Dendrocollybia racemosa*. N Am Fungi 1(1):1–7

Madrid H, Cano J, Stchigel A, Gené J, Guarro J (2010) *Ramophialophora humicola* and *Fibulochlamys chilensis*, two new microfungi from soil. Mycologia 102(3):605–612

Maekawa N, Suhara H, Kinjo K, Kondo R, Hoshi Y (2005) *Haloaleurodiscus mangrovei* gen. sp. nov. (Basidiomycota) from mangrove forests in Japan. Mycol Res 109(7):825–832

Maftoun P, Johari H, Soltani M, Malik R, Othman NZ, El Enshasy HA (2015) The edible mushroom *Pleurotus* spp.: I. Biodiversity and nutritional values. Int J Biotechnol Wellness Ind 4(2):67–83

Magnago A, Trierveiler-Pereira L, Neves M (2013a) Contributions towards the knowledge of *Favolaschia* (Mycenaceae, Agaricomycetes) from Brazil. Mycosphere 4(6):1071–1078

Magnago AC, de Oliveira JJS, Neves MA (2016) *Marasmius magnus* (Marasmiaceae), a new species from the southern Atlantic Forest of Brazil. Phytotaxa 266(4):271–281

Magnago AC, Henkel T, Neves MA, Silveira RMBd (2018) *Singerocomus atlanticus* sp. nov., and a first record of *Singerocomus rubriflavus* (Boletaceae, Boletales) for Brazil. Acta Bot Bras 32(AHEAD):1–10

Magnago AC, Neves MA, da Silveira RMB (2017a) *Fistulinella ruschii*, sp. nov., and a new record of *Fistulinella campinaranae* var. *scrobiculata* for the Atlantic Forest, Brazil. Mycologia 109(6):1003–1013

Magnago AC, Reck MA, Dentinger BTM, Moncalvo J-M, Neves MA, da Silveira RMB (2017b) Two new *Tylopilus* species (Boletaceae) from northeastern Atlantic forest. Brazil. Phytotaxa 316(3):250–260

Magnago AC, Trierveiler-Pereira L, Neves MA (2013b) Phallales (Agaricomycetes, Fungi) from the tropical Atlantic Forest of Brazil. J Torrey Bot Soc 140(2):236–244

Maier W, Begerow D, Weiß M, Oberwinkler F (2003) Phylogeny of the rust fungi: an approach using nuclear large subunit ribosomal DNA sequences. Can J Bot 81(1):12–23

Maier W, Khoza T, Harmse N, Wingfield BD, Wingfield MJ (2006) A disease epidemic on *Zizyphus mucronata* in the Kruger National Park caused by *Coniodictyum chevalieri*. Stud Mycol 55:279–288

Maier W, McTaggart A, Roux J, Wingfield M (2016) *Phakopsora myrtacearum* sp. nov., a newly described rust (Pucciniales) on eucalypts in eastern and southern Africa. Plant Pathol 65(2):189–195

Maity P, Samanta S, Nandi AK, Sen IK, Paloi S, Acharya K, Islam SS (2014) Structure elucidation and antioxidant properties of a soluble β-D-glucan from mushroom *Entoloma lividoalbum*. Int J Biol Macromol 63:140–149

Maity P et al (2015) Structural, immunological, and antioxidant studies of β-glucan from edible mushroom *Entoloma lividoalbum*. Carbohydr Polym 123:350–358

Makropoulou M, Aligiannis N, Gonou-Zagou Z, Pratsinis H, Skaltsounis A-L, Fokialakis N (2012) Antioxidant and cytotoxic activity of the wild edible mushroom *Gomphus clavatus*. J Med Food 15(2):216–221

Malysheva EF (2011) Studies on *Pholiotina* (Bolbitiaceae, Agaricomycetes) in the Western Caucasus, Russia. Nova Hedwigia 93(3–4):385–394

Malysheva EF (2012) *Conocybe* (Bolbitiaceae, Agaricomycetes) in the Russian Far East: new species and new section. Микология и фитопатология 46(4):232–242

Malysheva EF (2013) *Conocybe hausknechtii*, a new species of sect. *Pilosellae* from the Western Caucasus, Russia. Mycotaxon 121(1):159–163

Malysheva EF (2017a) Five new species of *Conocybe* (Agaricomycetes, Bolbitiaceae) from Russia. Mycol Prog 16(6):625–636

Malysheva V, Spirin V, Miettinen O, Kout J, Savchenko A, Larsson K-H (2019) On *Craterocolla* and *Ditangium* (Sebacinales, Basidiomycota). Mycol Prog 18:753–762

Malysheva EF, Kiyashko AA (2011) Contribution to the study of *Agrocybe pediades* complex (Agaricales) in Russia based on nrITS sequences. Mycologia Balc 8(2):115–124

Malysheva EF, Malysheva VF, Justo A (2016) Observations on *Pluteus* (Pluteaceae) diversity in South Siberia, Russia: morphological and molecular data. Mycol Prog 15(8):861–882

Malysheva EF, Malysheva VF, Svetasheva TY (2015a) Molecular phylogeny and taxonomic revision of the genus *Bolbitius* (Bolbitiaceae, Agaricales) in Russia. Mycol Prog 14(8):64

Malysheva EF, Morozova OV (2009) Notes on *Hemimycena* from European Russia. Czech Mycol 61(1):27–71

Malysheva EF, Morozova OV, Contu M (2011) New combinations in *Clitocybula*: a study of cystidiate *Pseudoomphalina* species (Basidiomycota, Agaricomycetes). Sydowia 63(1):85–104

Malysheva EF, Svetasheva TY, Bulakh E (2013) Fungi of the Russian Far East. I. New combination and new species of the genus *Leucoagaricus* (Agaricaceae) with red-brown basidiomata. Микология и фитопатология 47(3):169–179

Malysheva V (2009) Type stude of one species described in the genus *Ceracea*. Acta Mycologica Warszawa 44(1):3–6

Malysheva V, Bulakh E (2014) Contribution to the study of the genus *Auricularia* (Auriculariales, Basidiomycota) in Russia. Novosti sistematiki nizshikh rastenii 48:164–180

Malysheva V et al (2017) Mycorrhiza of pyroloids (Pyrola rotundifolia, P. media and Orthilia secunda): species composition of symbionts and trophic status of plants. Mikol Fitopatol 51(6):350–364

Malysheva V, Malysheva EF, Bulakh EM (2015b) The genus *Tremella* (Tremellales, Basidiomycota) in Russia with description of two new species and proposal of one nomenclatural combination. Phytotaxa 238(1):40–70

Malysheva V, Spirin V (2017) Taxonomy and phylogeny of the Auriculariales (Agaricomycetes, Basidiomycota) with stereoid basidiocarps. Fungal Biol 121(8):689–715

Malysheva V, Spirin V, Miettinen O, Motato-Vásquez V, Seelan JSS, Larsson K-H (2018) Revision of *Protohydnum* (Auriculariales, Basidiomycota). Mycol Prog 17(7):805–814

Malysheva V, Zmitrovich IV (2011) Testing the *Trametes hirsuta* complex. Nova Hedwigia 93(1–2):57–71

Maneevun A, Dodgson J, Sanoamuang N (2012) *Phaeoclavulina* and *Ramaria* (Gomphaceae, Gomphales) from Nam Nao National Park, Thailand. Trop Nat Hist 12(2):147–164

Manohar CS, Boekhout T, Müller WH, Stoeck T (2014) *Tritirachium candoliense* sp. nov., a novel basidiomycetous fungus isolated from the anoxic zone of the Arabian Sea. Fungal Biol 118(2):139–149

Marchetti M, Franchi P (2008) Studi sul genere *Inocybe* V. Specie interessanti e nuove del litorale toscano. Rivista Micol 51(4):301–355

Marelli J-P, Maximova SN, Gramacho KP, Kang S, Guiltinan MJ (2009) Infection biology of *Moniliophthora perniciosa* on *Theobroma cacao* and alternate solanaceous hosts. Tropical Plant Biology 2(3–4):149–160

Marincowitz S, Coetzee M, Wilken PM, Wingfield BD, Wingfield MJ (2015) Phylogenetic placement of *Itajahya*: An unusual Jacaranda fungal associate. IMA Fungus 6(2):257–262

Martin F et al (2008) The genome of *Laccaria bicolor* provides insights into mycorrhizal symbiosis. Nature 452(7183):88–92

Martin L, Evans DL, Castlebury L, Sifundza J, Comstock J, Rutherford R, McFarlane S (2017) *Macruropyxis fulva* sp. nov., a new rust (Pucciniales) infecting sugarcane in southern Africa. Australas Plant Pathol 46(1):63–74

Martin MP, Cruz RH, Duenas M, Baseia IG, Telleria MT (2015) *Cyathus lignilantanae* sp. nov., a new species of bird's nest fungi (Basidiomycota) from Cape Verde Archipelago. Phytotaxa 236(2):161–172

Martín MP, Durán F, Phosri C, Watling R (2013a) A new species of *Pisolithus* from Spain. Mycotaxon 124(1):149–154

Martin MP, Hidalgo E, Altes A, Moreno G (2000) Phylogenetic relationships in Phelloriniaceae (Basidiomycotina) based on ITS rDNA sequence analysis. Cryptogam Mycol 21(1):3–12

Martin MP, Johannesson H (2000) *Battarrea phalloides* and *B. stevenii*, insight into a long-standing taxonomic puzzle. Mycotaxon 76:67–76

Martín MP, Rusevska K, Dueñas M, Karadelev M (2013b) *Battarrea phalloides* in Macedonia: genetic variability, distribution and ecology. Acta Mycol 48(1):113–122

Martín MP, Siquier JL, Salom JC, Telleria MT, Finschow G (2016) Barcoding sequences clearly separate *Chroogomphus mediterraneus* (Gomphidiaceae, Boletales) from *C. rutilus*, and allied species. Mycoscience 57(6):384–392

Martinez D et al (2009) Genome, transcriptome, and secretome analysis of wood decay fungus *Postia placenta* supports unique mechanisms of lignocellulose conversion. PNAS 106(6):1954–1959

Martinez D et al (2004) Genome sequence of the lignocellulose degrading fungus *Phanerochaete chrysosporium* strain RP78. Nat Biotechnol 22(6):695

Martini E (2016) Descriptions and reports of resupinate Aphyllophorales and Heterobasidiomycetes. Excerpts Crusts Jells 32:1–7

Mašínová T, Pontes A, Carvalho C, Sampaio JP, Baldrian P (2017) *Libkindia masarykiana* gen. et sp. nov., *Yurkovia mendeliana* gen. et sp. nov. and *Leucosporidium krtinense* fa sp. nov., isolated from temperate forest soils. Int J Syst Evol Microbiol 67(4):902–908

Masiulionis VE, Pagnocca FC (2017) *Rhodosporidiobolus geoffroeae* sp. nov., a basidiomycetous yeast isolated from the waste deposit of the attine ant *Acromyrmex lundii*. Int J Syst Evol Microbiol 67(4):1028–1032

Mata JL, Hughes KW, Petersen RH (2006) An investigation of/omphalotaceae (Fungi: Euagarics) with emphasis on the genus *Gymnopus*. Sydowia 58(2):191–289

Mata JL, Ovrebo CL (2009) New reports and illustrations of *Gymnopus* for Costa Rica and Panama. Fungal Divers 38:125–131

Mata JL, Ovrebo CL, Baroni TJ, Hughes KW (2016) New species of neotropical *Rhodocollybia*. Mycotaxon 131(1):235–245

Mata M, Rivarden L (2010) Studies in neotropical polypores 27: More new and interesting species from Costa Rica. Estudios de poliporos neotropicales 27: Más nuevas e interesantes especies de Costa Rica. Syn Fung 27:59–72

Mata M, Ryvarden L (2010) Studies in neotropical polypores 27. More new and interesting species from Costa Rica. Syn Fung 27:59–72

Matheny PB (2005) Improving phylogenetic inference of mushrooms with RPB1 and RPB2 nucleotide sequences (*Inocybe*; Agaricales). Mol Phylogenet Evol 35(1):1–20

Matheny PB et al (2009) Out of the Palaeotropics? Historical biogeography and diversification of the cosmopolitan ectomycorrhizal mushroom family Inocybaceae. J Biogeogr 36(4):577–592

Matheny PB, Baroni TJ, Simoni A, Rojas MEH, Sánchez-García M, Gates GM (2017a) The wild edible mushroom *Pleurocollybia cibaria* from Peru is a species of *Gerhardtia* in the Lyophyllaceae (Agaricales). Cryptogam Mycol 38(2):205–212

Matheny PB, Bougher NL (2006) The new genus *Auritella* from Africa and Australia (Inocybaceae, Agaricales): molecular systematics, taxonomy and historical biogeography. Mycol Prog 5(1):2–17

Matheny PB, Bougher NL (2010) Type studies of Australian species of *Inocybe* (Agaricales). Muelleria 28(2):87–104

Matheny PB, Bougher NL (2017) Fungi of Australia: inocybaceae. CSIRO Publishing, Clayton

Matheny PB, Bougher NL (2018) Replacement names for two Australian species of *Inocybe*. Mycotaxon 133(1):173–174

Matheny PB et al (2006) Major clades of Agaricales: a multilocus phylogenetic overview. Mycologia 98(6):982–995

Matheny PB, Griffith GW (2010) Mycoparasitism between *Squamanita paradoxa* and *Cystoderma amianthinum* (Cystodermateae, Agaricales). Mycoscience 51(6):456–461

Matheny PB, Henkel TW, Séné O, Korotkin HB, Dentinger B, Aime MC (2017b) New species of *Auritella* (Inocybaceae) from Cameroon, with a worldwide key to the known species. IMA fungus 8(2):287–298

Matheny PB, Moreau P-A, Vizzini A, Harrower E, De Haan A, Contu M, Curti M (2015) *Crassisporium* and *Romagnesiella*: two new genera of dark-spored Agaricales. Syst Biodivers 13(1):28–41

Matheny PB, Norvell LL, Giles EC (2013) A common new species of *Inocybe* in the Pacific Northwest with a diagnostic PDAB reaction. Mycologia 105(2):436–446

Matheny PB, Pradeep C, Vrinda K, Varghese SP (2012) *Auritella foveata*, a new species of Inocybaceae (Agaricales) from tropical India. Kew Bull 67(1):119–125

Matheny PB, Swenie RA (2018) The *Inocybe geophylla* group in North America: a revision of the lilac species surrounding *I. lilacina*. Mycologia 110(3):618–634

Matheny PB, Vellinga EC, Bougher NL, Ceska O, Moreau P-A, Neves MA, Ammirati JF (2007a) Taxonomy of displaced species of *Tubaria*. Mycologia 99(4):569–585

Matheny PB et al (2007b) Contributions of rpb2 and tef1 to the phylogeny of mushrooms and allies (Basidiomycota, Fungi). Mol Phylogenet Evol 43(2):430–451

Matsuura M et al (2007) Bolevenine, a toxic protein from the Japanese toadstool *Boletus venenatus*. Phytochemistry 68(6):893–898

Mattock G (2006) A brief overview of *Guepinia* (= *Tremiscus*) *helvelloides* in Britain. Field Mycology 7(2):41–42

Mayor JR, Fulgenzi TD, Henkel TW, Halling RE (2008) *Boletellus piakaii* sp. nov. and a new distribution record for *Boletellus ananas* var. *ananas* from Guyana. Mycotaxon 105:387–398

McCormick MA, Grand LF, Post JB, Cubeta MA (2013) Phylogenetic and phenotypic characterization of *Fomes fasciatus* and *Fomes fomentarius* in the United States. Mycologia 105(6):1524–1534

McDonald J (2015) Morphological and molecular systematics of *Resupinatus* (Basidiomycota). The University of Western Ontario, London

McKenzie EH (2008) Rust fungi in the subantarctic islands of New Zealand. Mycoscience 49(1):1–10

McLaughlin DJ, Healy RA, Kumar TA, McLaughlin EG, Shirouzu T, Binder M (2016) Cultural and cytological characterization of *Dacryopinax primogenitus*, a new species in the Dacrymycetes with a fully sequenced genome. Mycologia 108(2):457–468

McLaughlin DJ, Kumar TA, Padamsee M, Toome-Heller M, Frieders EM, Aime MC (2017) Structural character evolution in Pucciniomycotina: mitosis, septa, and hyphal branch initiation in two *Helicogloea* species. Mycologia 109(1):162–181

McLaughlin DJ, Spatafora JW (2014) Systematics and evolution, vol 7. Springer, London

McTaggart A, Doungsa-Ard C, Geering A, Aime M, Shivas R (2015) A co-evolutionary relationship exists between *Endoraecium* (Pucciniales) and its *Acacia* hosts in Australia. Persoonia 35:50–62

McTaggart A, Geering A, Shivas R (2014) *Uredinopsis pteridis* and *Desmella aneimiae*, the first rust fungi (Pucciniales) reported on ferns (Pteridophyta) in Australia. Australas Plant Dis Notes 9(1):149

McTaggart A, Ono Y, Berndt R, Shivas R (2008) *Maravalia* in Australia, including *Maravalia limoniformis* sp. nov. on *Austrosteenisia blackii*. Australasian Mycologist 27(2):41–44

McTaggart A, Shivas R (2008) The rusts on Proteaceae, including *Puccinia grevilleae* sp. nov. from northern Australia. Australas Plant Pathol 37(4):344–346

McTaggart A, Shivas R, Geering A, Callaghan B, Vánky K, Scharaschkin T (2012a) Soral synapomorphies are significant for the systematics of the *Ustilago-Sporisorium-Macalpinomyces* complex (Ustilaginaceae). Persoonia 29:63–77

McTaggart A, Shivas R, Geering A, Vánky K, Scharaschkin T (2012b) A review of the *Ustilago-Sporisorium-Macalpinomyces* complex. Persoonia 29:55–62

McTaggart A, Shivas R, Geering A, Vánky K, Scharaschkin T (2012b) Taxonomic revision of *Ustilago*, *Sporisorium* and *Macalpinomyces*. Persoonia 29:116–132

McTaggart A et al (2016a) Identification of rust fungi (Pucciniales) on species of *Allium* in Australia. Australas Plant Pathol 45(6):581–592

McTaggart A, Shivas RG, van der Nest MA, Roux J, Wingfield BD, Wingfield MJ (2016b) Host jumps shaped the diversity of extant rust fungi (Pucciniales). New Phytol 209(3):1149–1158

McTaggart A, Shivas RG, Boekhout T, Oberwinkler F, Vánky K, Pennycook SR, Begerow D (2016c) *Mycosarcoma* (Ustilaginaceae), a resurrected generic name for corn smut (Ustilago maydis) and its close relatives with hypertrophied, tubular sori. IMA fungus 7(2):309–315

Medeiros G, Rodrigues A, Cruz R, Melanda G, Carvalho A Jr, Baseia I (2017) *Phallus fluminensis* (Phallaceae, Basidiomycota), a new species of stinkhorn from the Brazilian Atlantic rainforest. Stud Fungi 2(1):191–198

Medeiros P, Ryvarden L (2011) The genus *Microporellus* Murrill in South America. Syn Fung 29:71–73

Medina-Ortiz AJ, Herrera T, Vásquez-Dávila MA, Raja HA, Figueroa M (2017) The genus *Podaxis* in arid regions of Mexico: preliminary ITS phylogeny and ethnomycological use. MycoKeys 20:17–36

Mel'nik V, Alexandrova A, Zmitrovich I, Braun U, Popov E (2015) First record of *Hyphobasidiofera malaysiana* (Basidiomycota) from Vietnam. Mycobiota 5:1–5

Melera S, Ostellari C, Roemer N, Avis PG, Tonolla M, Barja F, Narduzzi-Wicht B (2017) Analysis of morphological, ecological and molecular characters of *Russula pectinatoides* Peck and *Russula praetervisa* Sarnari, with a description of the new taxon *Russula recondita* Melera & Ostellari. Mycol Prog 16(2):117–134

Melgar M, Alonso J, García M (2014) Total contents of arsenic and associated health risks in edible mushrooms, mushroom supplements and growth substrates from *Galicia* (NW Spain). Food Chem Toxicol 73:44–50

Melnik V (2011) The first record of *Osteomorpha fragilis* in Russia. Microbiology 80(4):582–583

Melo I, Cardoso J, Dueñas M, Salcedo I, Telleria MT (2012) *Peniophora aluticolor* (Fungi, Basidiomycota), an orphaned species restudied. Nova Hedwigia 94(3–4):437–440

Menkis A, Uotila A, Arhipova N, Vasaitis R (2010) Effects of stump and slash removal on growth and mycorrhization of *Picea abies* seedlings outplanted on a forest clear-cut. Mycorrhiza 20(7):505–509

Menolli N Jr, Asai T, Capelari M (2009a) *Amanita coacta* (Amanitaceae, Agaricales) with a key to Amanita species occurring in Brazil. Mycotaxon 107(1):419–430

Menolli N Jr, Asai T, Capelari M (2010) Records and new species of *Pluteus* from Brazil based on morphological and molecular data. Mycology 1(2):130–153

Menolli N Jr, Breternitz BS, Capelari M (2014) The genus *Pleurotus* in Brazil: a molecular and taxonomic overview. Mycoscience 55(5):378–389

Menolli N Jr, Capelari M (2008) Records and two new species of *Volvariella* (Pluteaceae, Agaricales) from Brazil. Mycotaxon 106:385–398

Menolli N Jr, Capelari M (2010) Notes on *Pluteus* (Pluteaceae, Agaricales) from Brazil including two new species and a new record. Mycologia 102(3):697–707

Menolli N Jr, Capelari M, Baseia IG (2009b) *Amanita viscidolutea*, a new species from Brazil with a key to Central and South American species of *Amanita* section *Amanita*. Mycologia 101(3):395–400

Menolli N Jr, de Meijer AA, Capelari M (2015a) The genus *Pluteus* (Pluteaceae, Agaricales) from the state of Paraná, Brazil. Nova Hedwigia 100(1–2):101–157

Menolli N Jr, Justo A, Capelari M (2015b) Phylogeny of *Pluteus* section *Celluloderma* including eight new species from Brazil. Mycologia 107(6):1205–1220

Menolli N Jr, Justo A, Capelari M (2015c) *Pluteus* section *Hispidoderma* in Brazil with new records based on morphological and molecular data. Cryptogam Mycol 36(3):331–355

Mercière M et al (2015) Identification and development of new polymorphic microsatellite markers using genome assembly for *Ganoderma boninense*, causal agent of oil palm basal stem rot disease. Mycol Prog 14(11):103

Mešić A, Tkalčec Z (2009) Studies on Croatian Basidiomycota 1: *Gerhardtia piperata* (Agaricales). Mycotaxon 110(1):413–421

Mešić A, Tkalčec Z (2010) New names in the genus *Marasmius*. Mycotaxon 113(1):283–285

Mešić A, Tkalčec Z, Antonín V (2012) Studies on Croatian Basidiomycota 2: *Marasmiellus milicae* sp. nov. Mycotaxon 119(1):233–239

Mešić A, Tkalčec Z, Deng C-Y, Li T-H, Pleše B, Ćetković H (2011) *Gymnopus fuscotramus* (Agaricales), a new species from southern China. Mycotaxon 117(1):321–330

Mešić A, Tkalčec Z, Kušan I, Matočec N (2016) New names and combinations in the genus *Entoloma* (Agaricales, Basidiomycota). Phytotaxa 289(3):296–300

Mi F et al (2016) Evidence for inbreeding and genetic differentiation among geographic populations of the saprophytic mushroom *Trogia venenata* from southwestern China. PLoS ONE 11(2):e0149507

Michelot D, Tebbett I (1990) Poisoning by members of the genus *Cortinarius*—a review. Mycol Res 94(3):289–298

Miersch J (2010) Zur Pilzflora der Kanaren-Insel La Palma.–Häufige und bemerkenswerte Funde von Helmlingen (Mycena) und helmlingsähnlichen Arten (*Delicatula*, *Hemimycena*, *Resinomycena*, *Roridomyces*). Z Mykol 76(2):217–236

Miersch J, Wilhelm M (2017) Zwei neue Helmlingsarten, *Mycena neosetosa* aus der Schweiz, und *Mycena pseudospinosa* aus Frankreich. Österr Z Pilzk 26:69–82

Miettinen O (2012) *Diplomitoporus dilutabilis* belongs to *Cinereomyces* (Polyporales, Basidiomycota). Mycotaxon 121:354–359

Miettinen O, Koljalg U (2007) *Amaurodon sumatranus* (Thelephorales, Basidiomycota), a new species from Indonesia. Mycotaxon 100:51–60

Miettinen O, Larsson E, Sjökvist E, Larsson KH (2012) Comprehensive taxon sampling reveals unaccounted diversity and morphological plasticity in a group of dimitic polypores (Polyporales, Basidiomycota). Cladistics 28(3):251–270

Miettinen O, Larsson K-H (2011) *Sidera*, a new genus in Hymenochaetales with poroid and hydnoid species. Mycol Prog 10(2):131–141

Miettinen O, Niemelä T (2018) Two new temperate Polypore species of *Skeletocutis* (Polyporales, Basidiomycota). Ann Bot Fenn 55(4–6):195–206

Miettinen O, Rajchenberg M (2012) *Obba* and *Sebipora*, new polypore genera related to *Cinereomyces* and *Gelatoporia* (Polyporales, Basidiomycota). Mycol Prog 11(1):131–147

Miettinen O et al (2016a) Draft genome sequence of the white-rot fungus *Obba rivulosa* 3A-2. Genome Announc 4(5):e00976–e00986

Miettinen O, Ryvarden L (2016) Polypore genera *Antella*, *Austeria*, *Butyrea*, *Citripora*, *Metuloidea* and *Trulla* (Steccherinaceae, Polyporales). Ann Bot Fenn 53(3–4):157–172

Miettinen O, Spirin V, Vlasák J, Rivoire B, Stenroos S, Hibbett D (2016b) Polypores and genus concepts in Phanerochaetaceae (Polyporales, Basidiomycota). MycoKeys 17:1–46

Miettinen O, Vlasák J, Rivoire B, Spirin V (2018) *Postia caesia* complex (Polyporales, Basidiomycota) in temperate Northern Hemisphere. Fungal Syst Evol 1(1):101–129

Miettinen OK, Hernawati N (2010) Two Basidiomycetes new to Indonesia, *Pterygellus armeniacus* and *Rimbachia leucobryi*. Gardens' Bull Singap 61(2):379–388

Millanes A, Westberg M, Wedin M, Diederich P (2012) *Tremella diploschistina* (Tremellales, Basidiomycota, Fungi), a new lichenicolous species growing on *Diploschistes*. Lichenologist 44(3):321–332

Millanes AM, Diederich P, Ekman S, Wedin M (2011) Phylogeny and character evolution in the jelly fungi (Tremellomycetes, Basidiomycota, Fungi). Mol Phylogenet Evol 61(1):12–28

Millanes AM, Diederich P, Wedin M (2016) *Cyphobasidium* gen. nov., a new lichen-inhabiting lineage in the Cystobasidiomycetes (Pucciniomycotina, Basidiomycota, Fungi). Fungal Biol 120(11):1468–1477

Millanes AM, Diederich P, Westberg M, Pippola E, Wedin M (2015) *Tremella cetrariellae* (Tremellales, Basidiomycota, Fungi), a new lichenicolous fungus on Cetrariella delisei. Lichenologist 47(6):359–368

Miller G, Grand L, Tredway L (2011) Identification and distribution of fungi associated with fairy rings on golf putting greens. Plant Dis 95(9):1131–1138

Miller S, Aime MC, Henkel TW (2012) Russulaceae of the Pakaraima mountains of Guyana 2. New species of *Russula* and *Lactifluus*. Mycotaxon 121(1):233–253

Miller S, Larsson E, Larsson K-H, Verbeken A, Nuytinck J (2006) Perspectives in the new Russulales. Mycologia 98(6):960–970

Min B et al (2015) Genome sequence of a white rot fungus *Schizopora paradoxa* KUC8140 for wood decay and mycoremediation. J Biotechnol 211:42–43

Min YJ, Park MS, Fong JJ, Seok SJ, Han S-K, Lim YW (2014) Molecular taxonomical re-classification of the genus *Suillus* Micheli ex SF Gray in South Korea. Mycobiology 42(3):221–228

Minnis AM, McTaggart AR, Rossman AY, Aime MC (2012) Taxonomy of mayapple rust: the genus *Allodus* resurrected. Mycologia 104(4):942–950

Minnis AM, Sundberg WJ (2010) *Pluteus* section *Celluloderma* in the USA. N Am Fungi 5(1):1–107

Mishra V, Thakur M, Mishra R (2015) *Dasturella* Rust of Bamboo in India. IJCMAS 4(6):467–470

Miyamoto Y, Nakano T, Hattori M, Nara K (2014) The mid-domain effect in ectomycorrhizal fungi: range overlap along an elevation gradient on Mount Fuji. Japan. The ISME journal 8(8):1739

Mleczko P, Kozak M, Lawrynowicz M, Górszczyk A (2009) New localities of *Chamonixia caespitosa* [hypogeous Boletaceae] in Central Europe. Acta Mycol 44(1):29–42

Mohanan C (2010) Rust fungi of Kerala. Kerala Forest Research Institute, Peechi

Moncalvo J-M et al (2006) The cantharelloid clade: dealing with incongruent gene trees and phylogenetic reconstruction methods. Mycologia 98(6):937–948

Moncalvo J-M et al (2002) One hundred and seventeen clades of euagarics. Mol Phylogenet Evol 23(3):357–400

Mondal S et al (2008) Chemical analysis of a new fucoglucan isolated from an edible mushroom, *Termitomyces robustus*. Carbohydr Res 343(6):1062–1070

Mondego JM et al (2008) A genome survey of *Moniliophthora perniciosa* gives new insights into Witches' Broom Disease of cacao. BMC Genomics 9(1):548

Montanez D, Noordeloos ME, Rodriguez O, Vargas O, Guzman-Davalos L (2016) Notes on the genus *Entoloma* (Basidiomycota, Agaricales) in two volcanic areas of Jalisco, Mexico. Phytotaxa 277(3):211–236

Montoya L, Bandala VM (2011) A new *Phylloporus* from two relict *Fagus grandifolia* var. *mexicana* populations in a montane cloud forest. Mycotaxon 117(1):9–18

Montoya L, Bandala VM, Baroni TJ, Horton TR (2015) A new species of *Laccaria* in montane cloud forest from eastern Mexico. Mycoscience 56(6):597–605

Montoya L, Bandala VM, Haug I, Stubbe D (2012a) A new species of *Lactarius* (subgenus *Gerardii*) from two relict *Fagus grandifolia* var. *mexicana* populations in Mexican montane cloud forests. Mycologia 104(1):175–181

Montoya S, Orrego CE, Levin L (2012b) Growth, fruiting and lignocellulolytic enzyme production by the edible mushroom *Grifola frondosa* (maitake). World J Microbiol Biotechnol 28(4):1533–1541

Moraes R, Ribeiro M, Nogueira M, Cunha K, Soares M, Almeida M (2010) First report of *Tritirachium oryzae* infection of human scalp. Mycopathologia 169(4):257–259

Moreau P-A, Bellanger J-M, Biancardini S, Richard F (2015a) *Albomagister alesandrii* sp. nov., a new element of the natural heritage of Corsica. Bull Féd Assoc Mycol Méditerr 48:7–14

Moreau P-A, Rochet J, Richard F, Chassagne F, Manzi S, Gardes M (2011) Taxonomy of *Alnus*-associated hypogeous species of *Alpova* and *Melanogaster* (Basidiomycota, Paxillaceae) in Europe. Cryptogam Mycol 32(1):33–62

Moreau P-A et al (2015b) *Cibaomyces* and *Cyptotrama*, two new genera for Europe, and an emendation of *Rhizomarasmius* (Basidiomycota, Physalacriaceae). Mycol Prog 14(2):4

Moreau P-A, Welti S, Perić B, Jargeat P, Manzi S, Vizzini A (2013) *Alpova komoviana* (Boletales, Paxillaceae), a new sequestrate fungus from Montenegro, with a revised phylogeny of the genus in Europe. Mycol Prog 12(1):109–119

Moreno G, Blanco M-N, Checa J, Platas G, Peláez F (2011) Taxonomic and phylogenetic revision of three rare irpicoid species within the Meruliaceae. Mycol Prog 10(4):481–491

Moreno G, Blanco MN, Platas G, Checa J, Olariaga I (2017a) Reappraisal of *Climacodon* (Basidiomycota, Meruliaceae) and reinstatement of *Donkia* (Phanerochaetaceae) using multigene data. Phytotaxa 291(3):171–182

Moreno G, Contu M, Ortega A, Platas G, Peláez F (2007) Molecular phylogenetic studies show *Omphalina giovanellae* represents a new section of *Clitopilus* (Agaricomycetes). Mycol Res 111(12):1399–1405

Moreno G, Heykoop M, Esqueda M, Olariaga I (2015) Another lineage of secotioid fungi is discovered: *Psathyrella secotioides* sp. nov. from Mexico. Mycol Prog 14(6):34

Moreno G, Khalid A, Alvarado P (2009) A new species of *Phallus* from Pakistan. Mycotaxon 108(1):457–462

Moreno G, Prieto M, Esteve-Raventós F, Olariaga I (2017b) Phylogenetic assessment of Chromocyphellaceae (Agaricineae, Basidiomycota) and a new lamellate species of *Chromocyphella*. Mycologia 109(4):578–587

Moreno G, Ribes M, Escobio V, Khalid A (2012) *Queletia mirabilis*, a rare gasteroid species in Gran Canaria, Spain. Mycotaxon 119(1):89–94

Morgado LN, Noordeloos ME, Hausknecht A (2016a) *Clitopilus reticulosporus*, a new species with unique spore ornamentation, its phylogenetic affinities and implications on the spore evolution theory. Mycol Prog 15(3):26

Morgado LN, Noordeloos ME, Lamoureux Y, Geml J (2013) Multigene phylogenetic analyses reveal species limits, phylogeographic patterns, and evolutionary histories of key morphological traits in *Entoloma* (Agaricales, Basidiomycota). Persoonia 31:159–178

Morgado LN, Semenova TA, Welker JM, Walker MD, Smets E, Geml J (2015) Summer temperature increase has distinct effects on the ectomycorrhizal fungal communities of moist tussock and dry tundra in Arctic Alaska. Glob Change Biol 21(2):959–972

Morgado LN, Semenova TA, Welker JM, Walker MD, Smets E, Geml J (2016b) Long-term increase in snow depth leads to compositional changes in arctic ectomycorrhizal fungal communities. Glob Change Biol 22(9):3080–3096

Mori K, Kobayashi C, Tomita T, Inatomi S, Ikeda M (2008a) Antiatherosclerotic effect of the edible mushrooms *Pleurotus eryngii* (Eringi), *Grifola frondosa* (Maitake), and *Hypsizygus marmoreus* (Bunashimeji) in apolipoprotein E—deficient mice. Nutr Res 28(5):335–342

Mori K, Obara Y, Hirota M, Azumi Y, Kinugasa S, Inatomi S, Nakahata N (2008b) Nerve growth factor-inducing activity of *Hericium erinaceus* in 1321N1 human astrocytoma cells. Biol Pharm Bull 31(9):1727–1732

Mori T, Wang J-Q, Tanaka Y, Nagai K, Kawagishi H, Hirai H (2017) Bioremediation of the neonicotinoid insecticide clothianidin by the white-rot fungus *Phanerochaete sordida*. J Hazard Mater 321:586–590

Morin L, Van Der Merwe M, Hartley D, Müller P (2009) Putative natural hybrid between *Puccinia lagenophorae* and an unknown rust fungus on *Senecio madagascariensis* in KwaZulu-Natal, South Africa. Mycol Res 113(6–7):725–736

Morozova O, Noordeloos M, Popov E, Alexandrova A (2018) Three new species within the genus *Entoloma* (Basidiomycota, Agaricales) with clamped basidia and a serrulatum-type lamellae edge, and their phylogenetic position. Mycol Prog 17(3):381–392

Morozova O, Noordeloos M, Vila J (2014a) *Entoloma* subgenus *Leptonia* in boreal-temperate Eurasia: towards a phylogenetic species concept. Persoonia 32:141–169

Morozova O, Popov E, Kovalenko A (2012) Studies on mycobiota of Viet nam. I. Genus *Entoloma*: new records and new species. Mikol Fitopatol 46(3):182–200

Morozova O, Popov E, Kovalenko A (2013) Studies on mycobiota of Vietnam. II. Two new species of *Lactifluus* (Russulaceae) with pleurotoid basidiomata. Микология и фитопатология 47(2):92–102

Morozova O, Voronina EY, Arslanov S (2014b) *Entoloma piceinum*, a new lignicolous species of Entolomataceae (Agaricales) from the European Russia. Novosti Sist Nizsh Rast 48:181–187

Mossebo D, Essouman E, Machouart M, Gueidan C (2017) Phylogenetic relationships, taxonomic revision and new taxa of *Termitomyces* (Lyophyllaceae, Basidiomycota) inferred from combined nLSU-and mtSSU-rDNA sequences. Phytotaxa 321(1):71–102

Mossebo D, Essouman FE, Kengni Ayissi B, Tetang NA, Ambit RT (2011) *Termitomyces infundibuliformis* sp. nov. et *T. striatus* f. *camerunensis* f. nov. décrits du Cameroun. Clé d'identification des T*ermitomyces* d'Afrique centrale. Bull Soc Mycol Fr 127(1):153–168

Motato-Vasquez V, de Mello Gugliotta A, Robledo GL (2015) New records and geographic distribution map of *Echinoporia* Ryvarden (Schizoporaceae, Basidiomycota) species in the Neotropics. Check List 11(1):1508

Motato-Vásquez V, Grassi E, Gugliotta AM, Robledo GL (2018) Evolutionary relationships of Bresadolia (Basidiomycota, Polyporales) based on molecular and morphological evidence. Mycol Prog 17(9):1031–1048

Mouhamadou B, Carriconde F, Gryta H, Jargeat P, Manzi S, Gardes M (2008) Molecular evolution of mitochondrial ribosomal DNA in the fungal genus *Tricholoma*: barcoding implications. Fungal Genet Biol 45(9):1219–1226

Moukha S et al (2013) A molecular contribution to the assessment of the *Tricholoma equestre* species complex. Fungal Biol 117(2):145–155

Moyersoen B, Weiß M (2014) New neotropical Sebacinales species from a *Pakaraimaea dipterocarpacea* forest in the Guayana region, Southern Venezuela: structural diversity and phylogeography. PLoS ONE 9(7):e103076

Mudalungu CM, Richter C, Wittstein K, Abdalla MA, Matasyoh JC, Stadler M, Süssmuth RD (2016) Laxitextines A and B, cyathane xylosides from the tropical fungus *Laxitextum incrustatum*. J Nat Prod 79(4):894–898

Muhsin TM, Abass AF, Al-Habeeb EK (2012) *Podaxis pistillaris* (Gasteromycetes) from the desert of southern Iraq, an addition to the known mycota of Iraq. J Basrah Res (Sci) 38(3A):29–35

Mujic AB, Hosaka K, Spatafora JW (2014) *Rhizopogon togasawariana* sp. nov., the first report of *Rhizopogon* associated with an Asian species of *Pseudotsuga*. Mycologia 106(1):105–112

Mujic AB, Huang B, Chen M-J, Wang P-H, Gernandt DS, Hosaka K, Spatafora JW (2019) Out of western North America: evolution of the *Rhizopogon-Pseudotsuga* symbiosis inferred by genome-scale sequence typing. Fungal Ecol 39:12–25

Munkacsi A, Pan J, Villesen P, Mueller U, Blackwell M, McLaughlin D (2004) Convergent coevolution in the domestication of coral mushrooms by fungus–growing ants. Proc R Soc Lond B 271(1550):1777–1782

Muñoz G, Caballero A, Contu M, Vizzini A (2012) A new *Leucoagaricus* species of section *Piloselli* (Agaricales, Agaricaceae) from Spain. IMA fungus 3(2):117–123

Münzenberger B, Schneider B, Nilsson RH, Bubner B, Larsson K-H, Hüttl RF (2012) Morphology, anatomy, and molecular studies of the ectomycorrhiza formed axenically by the fungus *Sistotrema* sp. (Basidiomycota). Mycol Prog 11(3):817–826

Murata H et al (2013a) Mobile DNA distributions refine the phylogeny of "matsutake" mushrooms, *Tricholoma* sect. *Caligata*. Mycorrhiza 23(6):447–461

Murata M, Kinoshita A, Nara K (2013b) Revisiting the host effect on ectomycorrhizal fungal communities: implications from host–fungal associations in relict *Pseudotsuga japonica* forests. Mycorrhiza 23(8):641–653

Musumeci E (2014) Contributo alla conoscenza della Micoflora europea: specie nuove endemiche, funghi rari con microclima localizzato, vol 1. Candusso Edizioni, Alassio

Musumeci E, Contu M (2014a) *Tephroderma* (Agaricomycetidae, Tricholomatoid clade), un nuovo genere di Basidiomiceti lamellati dalla Francia. Bolletino AMER 91(1):20–30

Musumeci E, Contu M (2014b) Una nuova specie di *Clitocybe* della sezione Aberrantissimae (Basidiomycetes, Tricholomataceae) dalla Francia. Micol Vegetazione Mediterr 29(1):3–12

Musumeci E, Contu M (2015) *Clitocybe williamii* sp. nov. (Basidiomycota, Tricholomatoid clade), Una nuova specie della sezione Aberrantissimae dalla Francia basata su dati morfologici e molecolari. Rivista Micologica Romana 95:3–11

Musumeci E, Contu M, Vizzini A (2010) *Gamundia nivea* sp. nov. (Basidiomycota, Agaricomycetes) from central Europe (France). Nord J Bot 28(4):428–431

Mwanga Z, Tibuhwa DD (2014) Morphology and molecular taxonomy of *Hymenagaricus mlimaniensis* species nov: a new Basidiomycota mushroom from Mlimani main campus. Tanzania. J Yeast Fungal Res 5(8):96–102

Nagasawa I, Kaneko A, Suzuki T, Nishio K, Kinoshita K, Shiro M, Koyama K (2014) Potential anti-angiogenesis effects of p-terphenyl compounds from *Polyozellus multiplex*. J Nat Prod 77(4):963–968

Nagy LG, Desjardin DE, Vágvölgyi C, Kemp R, Papp T (2013) Phylogenetic analyses of *Coprinopsis* sections *Lanatuli* and *Atramentarii* identify multiple species within morphologically defined taxa. Mycologia 105(1):112–124

Nagy LG et al (2012a) The evolution of defense mechanisms correlate with the explosive diversification of autodigesting *Coprinellus* mushrooms (Agaricales, Fungi). Syst Biol 61(4):595–607

Nagy LG, Házi J, Vágvölgyi C, Papp T (2012b) Phylogeny and species delimitation in the genus *Coprinellus* with special emphasis on the haired species. Mycologia 104(1):254–275

Nagy LG, Kocsubé S, Papp T, Vágvölgyi C (2009) Phylogeny and character evolution of the coprinoid mushroom genus *Parasola* as inferred from LSU and ITS nrDNA sequence data. Persoonia 22:28–37

Nagy LG et al (2015) Comparative genomics of early-diverging mushroom-forming fungi provides insights into the origins of lignocellulose decay capabilities. Mol Biol Evol 33(4):959–970

Nagy LG, Urban A, Örstadius L, Papp T, Larsson E, Vágvölgyi C (2010a) The evolution of autodigestion in the mushroom family Psathyrellaceae (Agaricales) inferred from Maximum Likelihood and Bayesian methods. Mol Phylogenet Evol 57(3):1037–1048

Nagy LG, Vágvölgyi C, Papp T (2010b) Type studies and nomenclatural revisions in *Parasola* (Psathyrellaceae) and related taxa. Mycotaxon 112(1):103–141

Nagy LG, Walther G, Hazi J, Vágvölgyi C, Papp T (2011) Understanding the evolutionary processes of fungal fruiting bodies: correlated evolution and divergence times in the Psathyrellaceae. Syst Biol 60(3):303–317

Nakasone KK (2007) Morphological and molecular studies on *Resinicium* s. str. Botany 85(4):420–436

Nakasone KK (2008) Type studies of corticioid Hymenomycetes described by Bresadola. Cryptogam Mycol 29(3):231–257

Nakasone KK (2009) Morphological studies of *Dendrothele* species from North America. N Am Fungi 4(7):1–15

Nakasone KK (2011) *Boidinella* gen. nov. (Cantharellales, Basidiomycota). Cryptogam Mycol 32(2):191–197

Nakasone KK (2013) Taxonomy of *Epithele* (Polyporales, Basidiomycota). Sydowia 65(1):59–112

Nakasone KK (2014) *Dendrominia burdsallii* (Corticiales, Basidiomycota), a new species from Arizona. N Am Fungi 9:1–5

Nakasone KK (2015) Taxonomic studies in *Chrysoderma*, *Corneromyces*, *Dendrophysellum*, *Hyphoradulum*, and *Mycobonia*. Mycotaxon 130(2):369–397

Nakasone KK, Burdsall HH Jr (2011) The genus *Dendrothele* (Agaricales, Basidiomycota) in New Zealand. N Z J Bot 49(1):107–131

Nakasone KK, Burdsall HH Jr (2012) *Tsugacorticium kenaicum* (Hymenochaetales, Basidiomycota), a new corticioid genus and species from Alaska. N Am Fungi 7:1–9

Nakasone KK, Draeger KR, Ortiz-Santana B (2017) A contribution to the taxonomy of *Rhizochaete* (Polyporales, Basidiomycota). Cryptogam Mycol 38(1):81–99

Nakasone KK, Hibbett DS, Goranova G (2009) *Neocampanella*, a new corticioid fungal genus, and a note on *Dendrothele bispora*. Botany 87(9):875–882

Nakasone KK, Lindner DL (2012) Taxonomy of *Pseudolagarobasidium* (Polyporales, Basidiomycota). Fungal Divers 55(1):155–169

Nallathamby N, Phan C-W, Seow SL-S, Baskaran A, Lakshmanan H, Abd Malek SN, Sabaratnam V (2018) A status review of the bioactive activities of tiger milk mushroom *Lignosus rhinocerotis* (Cooke) Ryvarden. Front Pharmacol 8:998

Nascimento CC, Pinheiro FG, Wartchow F, Alves MH (2014) *Cantharellus rubescens*, a new chanterelle from the Brazilian semi-arid. Cryptogam Mycol 35(4):369–375

Naseer A, Khalid A, Smith ME (2018) *Inocybe shawarensis* sp. nov. in the *Inosperma* clade from Pakistan. Mycotaxon 132(4):909–918

Nasim G, Ali M, Shabbir A (2008) A study of genus *Ramaria* from Ayubia National Park, Pakistan. Mycopath 6:43–46

Nasr S, Lutz M, Amoozegar MA, Eparvier V, Stien D, Fazeli SAS, Yurkov A (2019) *Graphiola fimbriata*: the first species of Graphiolaceae (Exobasidiales, Basidiomycota) described only based on its yeast stage. Mycol Prog 18(3):359–368

Nasr S, Mohammadimehr M, Vaghei MG, Amoozegar MA, Fazeli SAS, Yurkov A (2017) *Jaminaea pallidilutea* sp. nov. (Microstromatales), a basidiomycetous yeast isolated from plant material of mangrove forests in Iran. Int J Syst Evol Microbiol 67(11):4405–4408

Nasr S, Soudi MR, Fazeli SAS, Nguyen HD, Lutz M, Piątek M (2014a) Expanding evolutionary diversity in the Ustilaginomycotina: *Fereydouniaceae* fam. nov. and *Fereydounia* gen. nov., the first urocystidalean yeast lineage. Mycol Prog 13(4):1012

Nasr S, Soudi MR, Nasrabadi SMZ, Nikou MM, Salmanian AH, Nguyen HD (2014b) *Basidioascus persicus* sp. nov., a yeast-like species of the order Geminibasidiales isolated from soil. Int J Syst Evol Microbiol 64(9):3046–3052

Nawaz F, Jabeen S, Khalid AN (2017) New and noteworthy *Melanoleuca* (Pluteaceae) from Pakistan. Phytotaxa 311(2):175–184

Nelsen MP, Lücking R, Umaña L, Trest MT, Will-Wolf S, Chaves JL, Gargas A (2007) *Multiclavula ichthyiformis* (Fungi: Basidiomycota: Cantharellales: Clavulinaceae), a remarkable new basidiolichen from Costa Rica. Am J Bot 94(8):1289–1296

Nelson SC (2009) Rusts of *Acacia koa*: *Atelocauda digitata* (Gall Rust). University of Hawaii at Manoa, College of Tropical Agriculture and Human, Honolulu

Nemergut D, Wunch K, Johnson R, Bennett J (2000) Benzo[a]pyrene removal by *Marasmiellus troyanus* in soil microcosms. J Ind Microbiol Biotechnol 25(2):116–119

Neves MA, Binder M, Halling R, Hibbett D, Soytong K (2012) The phylogeny of selected *Phylloporus* species, inferred from NUC-LSU and ITS sequences, and descriptions of new species from the Old World. Fungal Divers 55(1):109–123

Neves MA, Halling RE (2010) Study on species of *Phylloporus* I: Neotropics and North America. Mycologia 102(4):923–943

Neves MA, Henkel TW, Halling RE (2010) *Phylloporus colligatus* sp. nov., a new gilled bolete from Guyana. Mycotaxon 111:143–148

Nguyen HD, Nickerson NL, Seifert KA (2013a) *Basidioascus* and *Geminibasidium*: a new lineage of heat-resistant and xerotolerant basidiomycetes. Mycologia 105(5):1231–1250

Nguyen HD, Tanney J, Chabot D, Nickerson N, Seifert K (2013b) A new species of *Paratritirachium* isolated from flare pit soils and the addition of a teleomorph to the generic concept. In: Phytopathology, vol 6. American Phytophathological Society, ST Paul, pp 103–103

Nguyen HD, Tanney JB, Chabot D, Nickerson NL, Seifert KA (2014) *Paratritirachium curvibasidium*, a new heat-resistant basidiomycete from flare pit soils in Alberta, Canada. Mycol Prog 13(3):575–587

Nguyen NH, Vellinga EC, Bruns TD, Kennedy PG (2016) Phylogenetic assessment of global *Suillus* ITS sequences supports morphologically defined species and reveals synonymous and undescribed taxa. Mycologia 108(6):1216–1228

Nie T, Tian Y, Liu S-L, Yang J, He S-H (2017) Species of *Hymenochaete* (Hymenochaetales, Basidiomycota) on bamboos from East Asia, with descriptions of two new species. MycoKeys 20:51–65

Niemelä T, Larsson K-H, Larsson E (2007) *Anomoloma*, a new genus separated from *Anomoporia* on the basis of decay type and nuclear rDNA sequence data. Mycotaxon 100:305–317

Niemelä T, Miettinen O, Manninen O (2012) *Aurantiporus priscus* (Basidiomycota), a new polypore from old fallen conifer trees. Ann Bot Fenn 49(3):201–206

Nieto MP, Carbone SS (2009) Characterization of juvenile maritime pine (*Pinus pinaster* Ait.) ectomycorrhizal fungal community using morphotyping, direct sequencing and fruitbodies sampling. Mycorrhiza 19(2):91–98

Nishida H, Nagatsuka Y, Sugiyama J (2011) Draft genome sequencing of the enigmatic basidiomycete *Mixia osmundae*. J Gen Appl Microbiol 57(1):63–67

Niskanen T, Kytövuori I, Liimatainen K (2009) *Cortinarius* sect. *Brunnei* (Basidiomycota, Agaricales) in North Europe. Mycol Res 113(2):182–206

Niskanen T, Kytövuori I, Liimatainen K (2011) *Cortinarius* sect. Armillati in northern Europe. Mycologia 103(5):1080–1101

Niskanen T, Kytövuori I, Liimatainen K, Lindström H (2013a) The species of *Cortinarius*, section *Bovini*, associated with conifers in northern Europe. Mycologia 105(4):977–993

Niskanen T, Laine S, Liimatainen K, Kytövuori I (2012) *Cortinarius sanguineus* and equally red species in Europe with an emphasis on northern European material. Mycologia 104(1):242–253

Niskanen T, Liimatainen K, Ammirati JF, Hughes K (2013b) *Cortinarius* section *Sanguinei* in North America. Mycologia 105(2):344–356

Niskanen T et al (2018) Identifying and naming the currently known diversity of the genus *Hydnum* with an emphasis on European and North American taxa. Mycologia 110(5):890–918

Niveiro N, Michlig A, Ramírez NA, Salvador-Montoya CA, Pérez ML, Albertó EO, Antonín V (2018) Two new setose species of *Marasmius* from the Paraná riparian forest in Argentina. Cryptogam Mycol 39(4):483–507

Niveiro N, Popoff O, Desjardin D, Albertó E (2012) *Mycena moconensis*, a new species in section *Polyadelphia* from Argentina. Mycotaxon 119(1):167–173

Niveiro N, Popoff OF, Alberto EO (2014a) *Hemimycena longipleurocystidiata* (Mycenaceae, Agaricomycetes), a new species from the Argentinean Atlantic Forest. Phytotaxa 177(1):49–55

Niveiro N, Popoff OF, Lechner BE, Alberto EO (2014b) *Pholiota oblita*, new species in sect. *Adiposae* stirps *Subflammans* (Strophariaceae, Agaricomycetes), from the Argentinean Yungas. Phytotaxa 167(3):273–282

Njouonkou A-L, Mossebo DC, Akoa A (2013) The genera *Lentinus* and *Panus* in the Dja Biosphere Reserve and its periphery, Cameroon. Kew Bull 68(3):517–521

Njouonkou AL, De Crop E, Mbenmoun AM, Kinge TR, Biyé EH, Verbeken A (2016) Diversity of edible and medicinal mushrooms used in the Noun Division of the West Region of Cameroon. Int J Med Mushrooms 18(5):387–396

Nobre T, Fernandes C, Boomsma JJ, Korb J, Aanen DK (2011) Farming termites determine the genetic population structure of *Termitomyces* fungal symbionts. Mol Ecol 20(9):2023–2033

Nogueira-Melo GS, Medeiros PSd, Gomes-Silva AC, Ryvarden L, Sotão HM, Gibertoni TB (2012) *Coriolopsis psila* comb. nov. (Agaricomycetes) and two new *Coriolopsis* records for Brazil. Mycotaxon 120(1):223–230

Nogueira-Melo GS, Ryvarden L, Gibertoni TB (2011) First record of *Resupinatus poriaeformis* (Agaricomycetes) from South America. Mycotaxon 117(1):423–427

Noordeloos M (2012a) *Marasmius* Fr. In: Vesterholt J (ed) Knudsen H. Funga Nordica. Nordsvamp, Denmark, pp 356–362

Noordeloos M (2012b) *Xeromphalina* Kühner et Maire, nom. cons. In: Knudsen H, Vesterholt J (eds) Funga Nordica. Nordsvamp, Copenhagen, pp 446–447

Noordeloos M, Hausknecht A (2016) The genus *Entoloma* (Basidiomycetes, Agaricales) in the Mascarenes and Seychelles. Z Mykol 82(2):295–332

Noordeloos ME (2008) *Entoloma* in North America 2: the species described by CH Peck–type studies and comments. Österr Z Pilzk 17:87–152

Noordeloos ME (2009) The genus *Deconica* (WG SM.) P. KARST. in Europe—new combinations. Österrische Zur Pilzkunde 18:197–199

Noordeloos ME (2011) Fungi Europaei. Strophariaceae s.l., vol 13. Candusso Edizioni, Alassio

Noordeloos ME, Antonín V (2008) Contribution to a monograph of marasmioid and collybioid fungi in Europe. Czech Mycol 60(1):21–27

Noordeloos ME, Dima B, Weholt Ø, Eidissen SE, Lorås J, Brandrud TE (2017) *Entoloma chamaemori* (Entolomataceae, Basidiomycota)—a new boreal species, with isolated phylogenetic position. Phytotaxa 298(3):289–295

Noordeloos ME, Gates GM (2012a) The Entolomataceae of Tasmania, vol 22. Springer, New York

Noordeloos ME, Gates GM (2012b) Genus *Clitopilus*. In: The Entolomataceae of Tasmania. Springer, New York, pp 363–393

Noordeloos ME, Hausknecht A (2009) New and interesting *Entoloma* species from Central Europe. Österr Z Pilzk 18:169–182

Noordeloos ME, Morozova OV (2010) New and noteworthy *Entoloma* species from the Primorsky Territory, Russian Far East. Mycotaxon 112:231–255

Noordeloos ME, Polemis E (2008) Studies in the genus *Entoloma* (Basidiomycota, Agaricales) from the Kiklades (C. Aegean, Greece). Mycotaxon 105:301–312

Noordeloos ME, Rommelaars LC, Gelderblom JN (2010) *Entoloma festivum*, a new species in subgenus *Trichopilus* from the Netherlands. Mycotaxon 111:495–499

Nord CL, Menkis A, Lendel C, Vasaitis R, Broberg A (2014) Sesquiterpenes from the saprotrophic fungus *Granulobasidium vellereum* (Ellis & Cragin) Jülich. Phytochemistry 102:197–204

Nord CL, Menkis A, Vasaitis R, Broberg A (2013) Protoilludane sesquiterpenes from the wood decomposing fungus *Granulobasidium vellereum* (Ellis & Cragin) Jülich. Phytochemistry 90:128–134

Norikura T, Fujiwara K, Narita T, Yamaguchi S, Morinaga Y, Iwai K, Matsue H (2011) Anticancer activities of thelephantin O and vialinin A isolated from *Thelephora aurantiotincta*. J Agric Food Chem 59(13):6974–6979

Norvell LL, Exeter RL (2007) *Phaeocollybia* in western North America 5: *P. ochraceocana* sp. nov. and the *P. kauffmanii* complex. Mycotaxon 102:315–332

Nouhra ER, Hernández Caffot ML, Pastor N, Crespo EM (2012) The species of *Scleroderma* from Argentina, including a new species from the *Nothofagus* forest. Mycologia 104(2):488–495

Novotný Č, Cajthaml T, Svobodova K, Šušla M, Šašek V (2009) Irpex lacteus, a white-rot fungus with biotechnological potential. Folia Microbiol 54(5):375–390

Novotný Č, Erbanova P, Cajthaml T, Rothschild N, Dosoretz C, Šašek V (2000) *Irpex lacteus*, a white rot fungus applicable to water and soil bioremediation. Appl Microbiol Biotechnol 54(6):850–853

Nuhn ME, Binder M, Taylor AF, Halling RE, Hibbett DS (2013) Phylogenetic overview of the Boletineae. Fungal Biol 117(7–8):479–511

Nuñez MA, Hayward J, Horton TR, Amico GC, Dimarco RD, Barrios-Garcia MN, Simberloff D (2013) Exotic mammals disperse exotic fungi that promote invasion by exotic trees. PLoS ONE 8(6):e66832

Nuytinck J, Ammirati JF (2014) A new species of *Lactarius* sect. *Deliciosi* (Russulales, Basidiomycota) from western North America. Botany 92(10):767–774

Nuytinck J, D'hooge E, Verbeken A (2010) *Lactarius* (Russulales) in Europe and North America: some look-alikes tested molecular- and morphologically. In: Russulales 2010. National Botanical Garden, Meise, pp 106–116

Nuytinck J, Verbeken A (2007) Species delimitation and phylogenetic relationships in *Lactarius* section *Deliciosi* in Europe. Mycol Res 111(11):1285–1297

Nuytinck J, Verbeken A, Miller SL (2007) Worldwide phylogeny of *Lactarius* section *Deliciosi* inferred from ITS and glyceraldehyde-3-phosphate dehydrogenase gene sequences. Mycologia 99(6):820–832

Nuytinck J, Verbeken A, Saar I, Lambert H, Bérubé J, Voitk A (2017) *Lactarius splendens*, a second species with white latex in *Lactarius* section *Deliciosi*. Botany 95(8):859–863

Nygren CM, Eberhardt U, Karlsson M, Parrent JL, Lindahl BD, Taylor AF (2008) Growth on nitrate and occurrence of nitrate reductase-encoding genes in a phylogenetically diverse range of ectomycorrhizal fungi. New Phytol 180(4):875–889

Oberwinkler F, Cruz D, Suárez JP (2017) Biogeography and ecology of Tulasnellaceae. In: Biogeography of mycorrhizal symbiosis. Springer, Cham, pp 237–271

Oberwinkler F, Kirschner R, Arenal F, Villarreal M, Rubio V, Begerow D, Bauer R (2006) Two new pycnidial members of the Atractiellales: *Basidiopycnis hyalina* and *Proceropycnis pinicola*. Mycologia 98(4):637–649

Oberwinkler F, Riess K, Bauer R, Garnica S (2014) Morphology and molecules: the Sebacinales, a case study. Mycol Prog 13(3):445–470

Oberwinkler F, Riess K, Bauer R, Kirschner R, Garnica S (2013a) Taxonomic re-evaluation of the *Ceratobasidium-Rhizoctonia* complex and *Rhizoctonia butinii*, a new species attacking spruce. Mycol Prog 12(4):763–776

Oberwinkler F, Riess K, Bauer R, Selosse M-A, Weiß M, Garnica S, Zuccaro A (2013b) Enigmatic Sebacinales. Mycol Prog 12(1):1–27

Ohm RA et al (2010) Genome sequence of the model mushroom *Schizophyllum commune*. Nat Biotechnol 28(9):957–963

Okada G, Takematsu A, Gandjar I, Nakase T (1998) Morphology and molecular phylogeny of *Tretopileus sphaerophorus*, a synnematous hyphomycete with basidiomycetous affinities. Mycoscience 39(1):21–30

Okamoto K et al (2010) Production of ethanol by the white-rot basidiomycetes *Peniophora cinerea* and *Trametes suaveolens*. Biotechnol Lett 32(7):909–913

Okane I, Yamaoka Y, Kakishima M, Abe JP, Obata K (2014) *Puccinia galiiuniversa*, a new caricicolous rust fungus systemically inhabiting *Galium aparine* in its spermogonial–aecial stage. Mycoscience 55(2):89–97

Olariaga I, Buyck B, Esteve-Raventós F, Hofstetter V, Manjón JL, Moreno G, Salcedo I (2015a) Assessing the taxonomic identity of white and orange specimens of *Cantharellus*: occasional colour variants or independent species? Cryptogam Mycol 36(3):287–300

Olariaga I, Grebenc T, Salcedo I, Martín MP (2012) Two new species of *Hydnum* with ovoid basidiospores: *H. ovoideisporum* and *H. vesterholtii*. Mycologia 104(6):1443–1455

Olariaga I, Laskibar X, Holec J (2015a) Molecular data reveal cryptic speciation within *Tricholomopsis rutilans*: description of *T.*

pteridicola sp. nov. associated with *Pteridium aquilinum*. Mycol Prog 14(4):21

Olariaga I, Ryman S, Salcedo I (2008) Lectotypification of *Typhula graminum* and description of *T. berthieri* sp. nov. Cryptogam Mycol 29(2):145–155

Olariaga I, Salcedo I (2009) Two new species of *Typhula* from the Iberian Peninsula: *T. ochraceosclerotiata* and *T. schoeni*. Mycol Prog 8(4):351

Olariaga I, Salcedo I (2013) New combinations and notes in clavarioid fungi. Mycotaxon 121(1):37–44

Olariaga I, Salcedo I, Daniëls PP, Spooner B, Kautmanová I (2015b) Taxonomy and phylogeny of yellow *Clavaria* species with clamped basidia—*Clavaria flavostellifera* sp. nov. and the typification of *C. argillacea*, *C. flavipes* and *C. sphagnicola*. Mycologia 107(1):104–122

Olariaga I, Salcedo I, Parra LA (2009) (1863) Proposal to conserve the name *Craterellus cinereus* (Pers.: Fr.) Donk with a conserved type against *Craterellus cinereus* Pers. (Basidiomycota). Taxon 58(1):294–295

Olatinwo R, Allison J, Meeker J, Johnson W, Streett D, Aime MC, Carlton C (2013) Detection and identification of *Amylostereum areolatum* (Russulales: Amylostereaceae) in the mycangia of *Sirex nigricornis* (Hymenoptera: Siricidae) in central Louisiana. Environ Entomol 42(6):1246–1256

Oliveira JJ, Vargas-Isla R, Cabral TS, Rodrigues DP, Ishikawa NK (2019) Progress on the phylogeny of the Omphalotaceae: *Gymnopus* s. str., *Marasmiellus* s. str., *Paragymnopus* gen. nov. and *Pusillomyces* gen. nov. Mycol Prog 18(5):713–739

Olson Å et al (2012) Insight into trade-off between wood decay and parasitism from the genome of a fungal forest pathogen. New Phytol 194(4):1001–1013

Ono Y (2013a) *Kuehneola warburgiana* comb. nov. (Phragmidiaceae, Pucciniales), causing witches' brooms on *Rosa bracteata*. Mycotaxon 121(1):207–213

Ono Y (2013b) New geographic distribution records and assumed microcyclic life cycle of *Triphragmiopsis jeffersoniae* (Pucciniales). Mycol Prog 12(3):609–614

Ono Y (2015a) *Kuehneola* species (Phragmidiaceae, Pucciniales) on Vitaceae plants. Mycol Prog 14(7):50

Ono Y (2015a) *Sorataea acanthophora* comb. nov. (Uropyxidaceae, Pucciniales) on *Derris* (Fabaceae) from the Philippines. Mycoscience 56(6):612–615

Ono Y (2016) *Phakopsora hornotina*, an additional autoecious rust species on *Meliosma* in the Philippines and the Ryukyu Islands. Japan. Mycoscience 57(1):71–78

Ono Y, Chatasiri S, Pota S, Yamaoka Y (2012) *Phakopsora montana*, another grapevine leaf rust pathogen in Japan. J Gen Plant Pathol 78(5):338–347

Ordoñez ME, Barnes CW (2017) Macrocyclic *Edythea quitensis* rust on *Berberis hallii* in Ecuador. Mycotaxon 132(1):197–204

Ordynets A, Scherf D, Pansegrau F, Denecke J, Lysenko L, Larsson K-H, Langer E (2018) Short-spored *Subulicystidium* (Trechisporales, Basidiomycota): high morphological diversity and only partly clear species boundaries. MycoKeys 35:41–99

Orihara T, Lebel T, Ge Z-W, Smith M, Maekawa N (2016a) Evolutionary history of the sequestrate genus *Rossbeevera* (Boletaceae) reveals a new genus *Turmalinea* and highlights the utility of ITS minisatellite-like insertions for molecular identification. Persoonia 37:173–198

Orihara T, Ohmae M, Yamamoto K (2016b) First report of *Chamonixia caespitosa* (Boletaceae, Boletales) from Japan and its phylogeographic significance. Mycoscience 57(1):58–63

Orihara T et al (2010) Taxonomic reconsideration of a sequestrate fungus, *Octaviania columellifera*, with the proposal of a new genus, *Heliogaster*, and its phylogenetic relationships in the Boletales. Mycologia 102(1):108–121

Orihara T, Smith M, Shimomura N, Iwase K, Maekawa N (2012a) Diversity and systematics of the sequestrate genus *Octaviania* in Japan: two new subgenera and eleven new species. Persoonia 28:85–112

Orihara T, Smith ME (2017) Unique phylogenetic position of the African truffle-like fungus, *Octaviania ivoryana* (Boletaceae, Boletales), and the proposal of a new genus. Afrocastellanoa. Mycologia 109(2):323–332

Orihara T, Smith ME, Ge Z-W, Maekawa N (2012b) *Rossbeevera yunnanensis* (Boletaceae, Boletales), a new sequestrate species from southern China. Mycotaxon 120(1):139–147

Orlovich DA, Wang XY, Lebel T (2014) *Cortinarius beeverorum*, a new species of sequestrate *Cortinarius* from New Zealand. Mycol Prog 13(3):915–921

Örstadius L, Ryberg M, Larsson E (2015) Molecular phylogenetics and taxonomy in Psathyrellaceae (Agaricales) with focus on psathyrelloid species: introduction of three new genera and 18 new species. Mycol Prog 14(5):25

Ortega A, Suárez-Santiago V, Reyes J (2008) Morphological and ITS identification of *Cortinarius* species (section *Calochroi*) collected in Mediterranean Quercus woodlands. Fungal Divers 29:73–88

Ortiz-Santana B, Both EE (2011) A preliminary survey of the genus *Buchwaldoboletus* (Boletales: Boletaceae). Bull Buffalo Soc Nat Sci 40:1–14

Ortiz-Santana B, Lewis DP, Both EE (2009a) A new *Boletus* from North America. Mycotaxon 110:211–217

Ortiz-Santana B, Lindner DL, Miettinen O, Justo A, Hibbett DS (2013) A phylogenetic overview of the antrodia clade (Basidiomycota, Polyporales). Mycologia 105(6):1391–1411

Ortiz-Santana B, Roody WC, Both EE (2009b) A new arenicolous *Boletus* from the Gulf Coast of northern Florida. Mycotaxon 107:243–247

Osiemo Z, Marten A, Kaib M, Gitonga L, Boga H, Brandl R (2010) Open relationships in the castles of clay: high diversity and low host specificity of *Termitomyces* fungi associated with fungus-growing termites in Africa. Insectes Soc 57(3):351–363

Osmundson TW, Halling RE (2010) *Tylopilus oradivensis* sp. nov.: a newly described member of the *Tylopilus balloui* complex from Costa Rica. Mycotaxon 113(1):475–483

Osmundson TW et al (2013) Filling gaps in biodiversity knowledge for macrofungi: contributions and assessment of an herbarium collection DNA barcode sequencing project. PLoS ONE 8(4):e62419

Ota Y, Hattori T, Banik MT, Hagedorn G, Sotome K, Tokuda S, Abe Y (2009) The genus *Laetiporus* (Basidiomycota, Polyporales) in East Asia. Mycol Res 113(11):1283–1300

Ota Y et al (2012) Phylogenetic relationship and species delimitation of matsutake and allied species based on multilocus phylogeny and haplotype analyses. Mycologia 104(6):1369–1380

Otrosina WJ, Garbelotto M (2010) *Heterobasidion occidentale* sp. nov. and *Heterobasidion irregulare* nom. nov.: a disposition of North American Heterobasidion biological species. Fungal Biol 114(1):16–25

Ouzouni PK, Koller WD, Badeka AV, Riganakos KA (2009) Volatile compounds from the fruiting bodies of three *Hygrophorus* mushroom species from Northern Greece. Int J Food Sci Technol 44(4):854–859

Ovrebo CL, Baroni TJ (2007) New taxa of Tricholomataceae and Entolomataceae (Agaricales) from Central America. Fungal Divers 27:157–170

Ovrebo CL, Hughes KW (2018) *Tricholoma smithii*, a new species in the *Pardinicutis* complex from New Mexico and Colorado. N Am Fungi 13(1):1–9

Ovrebo CL, Lodge DJ, Aime MC (2011) A new *Cantharocybe* from Belize with notes on the type of *Cantharocybe gruberi*. Mycologia 103(5):1102–1109

Padamsee M, Matheny PB, Dentinger BT, McLaughlin DJ (2008) The mushroom family Psathyrellaceae: evidence for large-scale polyphyly of the genus *Psathyrella*. Mol Phylogenet Evol 46(2):415–429

Padamsee M, McKenzie E (2017) The intriguing and convoluted life of a heteroecious rust fungus in New Zealand. Plant Pathol 66(8):1248–1257

Padamsee M, McKenzie EH (2014) A new species of rust fungus on the New Zealand endemic plant, *Myosotidium*, from the isolated Chatham Islands. Phytotaxa 174(4):223–230

Page D, Glen M, Puspitasari D, Rimbawanto A, Ratkowsky D, Mohammed C (2018) Sexuality and mating types of *Ganoderma philippii*, *Ganoderma mastoporum* and *Ganoderma australe*, three basidiomycete fungi with contrasting ecological roles in south-east Asian pulpwood plantations. Australas Plant Pathol 47(1):83–94

Palacio M, Robledo GL, Reck MA, Grassi E, Góes-Neto A, Drechsler-Santos ER (2017) Decrypting the *Polyporus dictyopus* complex: recovery of *Atroporus* Ryvarden and segregation of *Neodictyopus* gen. nov. (Polyporales, Basidiomyocta). PLoS ONE 12(10):e0186183

Palice Z, Schmitt I, Lumbsch HT (2005) Molecular data confirm that *Omphalina foliacea* is a lichen-forming basidiomycete. Mycol Res 109(4):447–451

Palmer JM, Lindner DL, Volk TJ (2008) Ectomycorrhizal characterization of an American chestnut (*Castanea dentata*)-dominated community in Western Wisconsin. Mycorrhiza 19(1):27–36

Paloi S, Acharya K (2019) A new species of *Lactarius* (Russulales) from dry deciduous forest of West Bengal. India. Nova Hedwigia 108(1–2):207–216

Paloi S, Dutta AK, Pradhan P, Roy A, Acharya K (2016) *Russula buyckii*, a new species of *Russula* subgenus *Incrustatula* from Eastern Himalaya. India. Phytotaxa 252(2):123–130

Pan R-R, Zhou L-W (2016) *Hymenochaete conchata* sp. nov. (Hymenochaetaceae, Basidiomycota) from Chiang Mai, Thailand. Phytotaxa 273(3):200–206

Papinutti L, Lechner BE (2011) Two new species of *Marasmius* (Basidiomycetes, Marasmiaceae) from a xeric zone of Argentina. Cryptogam Mycol 32(2):219–225

Papp N, Rudolf K, Bencsik T, Czégényi D (2017a) Ethnomycological use of *Fomes fomentarius* (L.) Fr. and *Piptoporus betulinus* (Bull.) P. Karst. in Transylvania, Romania. Genet Resour Crop Evol 64(1):101–111

Papp V (2014) Nomenclatural novelties in the *Postia caesia* complex. Mycotaxon 129(2):407–413

Papp V (2016) The first validly published laccate *Ganoderma* species from East Asia: *G. dimidiatum* comb. nov., the correct name for *G. japonicum*. Stud Bot Hung 47(2):263–268

Papp V (2019) Global diversity of the genus *Ganoderma*: taxonomic uncertainties and challenges. In: Sridhar K, Deshmukh S (eds) Advances in macrofungi: diversity, ecology and biotechnology. CRC Press, Boca Raton, pp 10–33

Papp V, Dima B (2017) *Favolus gracilisporus* (Polyporaceae, Basidiomycota), an East Asian polypore species new to the European mycobiota. Mycosphere 8(6):1177–1184

Papp V, Dima B (2018) New systematic position of *Aurantiporus alborubescens* (Meruliaceae, Basidiomycota), a threatened old-growth forest polypore. Mycol Prog 17(3):319–332

Papp V, Dima B, Wasser SP (2017b) What Is *Ganoderma lucidum* in the Molecular Era? Int J Med Mushrooms 19(7):575–593

Paraíso M, Maurice J-P, Normand A-C, Fouchier F, Roux P (2016) Cystolepiota oliveirae sp. nov., récoltée au portugal sur tronc de fougère arborescente morte. Mycol Monten XIX 19:21–31

Parihar A, Hembrom ME, Vizzini A, Das K (2018a) *Indoporus shoreae* gen. et sp. nov. (Boletaceae) from Tropical India. Cryptogam Mycol 39(4):447–466

Parihar A, Hembrom ME, Vizzini A, Das K (2018b) A new species of *Boletellus* (Boletaceae, Basidiomycota) from tropical India. Nord J Bot 36(12):e02089

Park E-J, Lee WY (2013) In vitro symbiotic germination of myco-heterotrophic *Gastrodia elata* by *Mycena* species. Plant Biotechnol Rep 7(2):185–191

Park H-G, Ko H-G, Kim S-H, Park W-M (2004) Molecular identification of Asian isolates of medicinal mushroom *Hericium erinaceum* by phylogenetic analysis of nuclear ITS rDNA. J Microbiol Biotechnol 14(4):816–821

Park KH et al (2018) Re-evaluation of *Armillaria* and *Desarmillaria* in South Korea based on ITS/tef1 sequences and morphological characteristics. For Pathol 2018:e12447

Park MS et al (2013) Delimitation of *Russula* subgenus *Amoenula* in Korea using three molecular markers. Mycobiology 41(4):191–201

Park MS, Lee H, Oh S-Y, Jung PE, Seok SJ, Fong JJ, Lim YW (2014b) Species delimitation of three species within the *Russula* subgenus *Compacta* in Korea: *R. eccentrica, R. nigricans*, and *R. subnigricans*. J Microbiol 52(8):631–638

Park MS, Oh S-Y, Cho HJ, Fong JJ, Cheon W-J, Lim YW (2014a) *Trichoderma songyi* sp. nov., a new species associated with the pine mushroom (*Tricholoma matsutake*). Antonie Leeuwenhoek 106(4):593–603

Park MS, Quan Y, Jung PE, Oh S-Y, Jang Y, Kim J-J, Lim YW (2014c) Re-evaluation of the genus *Antrodia* (Polyporales, Basidiomycota) in Korea. Mycobiology 42(2):114–119

Parmasto E (2010) Clavariachaetaceae, a family of neotropical Hymenochaetales (Basidiomycota) including clavarioid, pileate and resupinate species. Folia Cryptog Estonica 47:51–57

Parmasto E (2013) New taxa of *Hymenochaete* (Agaricomycetes, Hymenochaetales) with a note on *H. caucasica*. Mycotaxon 121(1):477–484

Parmasto E, Saar I, Larsson E, Rummo S (2014) Phylogenetic taxonomy of *Hymenochaete* and related genera (Hymenochaetales). Mycol Prog 13(1):55–64

Parra LA (2008) Fungi europaei. *Agaricus* L. *Allopsalliota*, Nauta & Bas. Candusso Edizioni, Alassio

Parra LA (2013) Fungi europaei vol Volume 1A. *Agaricus L. Allopsalliota, Nauta & Bas*. Candusso Edizion, Alassio

Parra LA, Mua A, Cappelli A, Callac P (2011) *Agaricus biannulatus* sp. nov., a new species of the section *Xanthodermatei* collected in Sardinia and Sicily. Micol Vegetazione Mediterr 26(1):3–20

Parra LA, Muñoz G, Callac P (2014) *Agaricus caballeroi* sp. nov., una nueva especie de la sección *Nigrobrunnescentes* recolectada en España. Micol Vegetazione Mediterr 29(1):21–38

Parra LA, Tan Y, Xu M-L, Zhou J-L, Wang B, Zhao R-L (2016) A reexamination of *Allopsalliota* indicates synonymy with *Micropsalliota* (Agariceae, Agaricaceae, Agaricales, basidiomycota). Mycoscience 57(5):303–310

Passer AR et al (2019) Genetic and genomic analyses reveal boundaries between species closely related to *Cryptococcus* pathogens. mBio 10(3):e00764–19

Pegler DN (1977) A preliminary agaric flora of East Africa. Kew Bull Addit Ser 6:1–615

Perez EF, Suaza Blandón SC, Alves-Silva G, Lechner BE, Silveira RMB (2018) Taxonomy and phylogeny of *Macrolepiota*: two new species from Brazil. Mycologia 110(5):930–940

Perez-De-Gregorio M-A, Vizzini A, Contu M, Roque C, Ercole E (2011) *Marasmiellus celebanticus* (Agaricales, Omphalotaceae), a new species of *Marasmiellus* sect. *Candidi* collected in the Mediterranean area. Phytotaxa 25(1):49–59

Pérez-Ramírez L, Cifuentes-Blanco J, Cappello-García S, Villarruel-Ordaz JL (2014) *Favolaschia roldana* (Agaricales: Mycenaceae), una especie nueva para México. Rev Mex Biodivers 85(4):1019–1023

Pérez-Izquierdo L, Morin E, Maurice J, Martin F, Rincón A, Buée M (2017) A new promising phylogenetic marker to study the diversity of fungal communities: The Glycoside Hydrolase 63 gene. Mol Ecol Resour 17(6):e1–e11

Perry BA, Desjardin DE (2016) New species of *Mycena* (Basidiomycota, Agaricales) from California. Phytotaxa 269(1):33–40

Petersen G, Knudsen H, Seberg O (2010) Alignment, clade robustness and fungal phylogenetics—Crepidotaceae and sister families revisited. Cladistics 26(1):62–71

Petersen JH, Davey ML, Læssøe T (2014a) *Hirticlavula elegans*, a new clavarioid fungus from Scandinavia. Karstenia 54:1–8

Petersen R, Hughes K, Lewis D (2014b) A new species of *Gomphus* from southeastern United States. N Am Fungi 9:1–13

Petersen R, Hughes K, Voitk A (2014c) Gymnopus eneficola-species nova from Newfoundland. Omphalina 5(5):5–12

Petersen RH (2008a) The genus *Xerula* (Agaricales; fungi) in Australia and New Zealand. Nova Hedwigia 87(1):1–68

Petersen RH (2008b) Scanning electron microscope images of basidiospores of *Xerula* (Physalacriaceae, Agaricales). Mycoscience 49(1):19–34

Petersen RH, Hughes KW (2010) The *Xerula/Oudemansiella* complex (Agaricales). Nova Hedwigia 137:1–165

Petersen RH, Hughes KW (2016) *Micromphale* sect. *Perforantia* (Agaricales, Basidiomycetes); Expansion and phylogenetic placement. MycoKeys 18:1–122

Petersen RH, Hughes KW (2017) An investigation on *Mycetinis* (Euagarics, Basidiomycota). MycoKeys 2:41–138

Petersen RH, Hughes KW, Lickey EB, Kovalenko AE, Morozova OV, Psurtseva NV, Morosova O (2008) A new genus, *Cruentomycena*, with *Mycena viscidocruenta* as the type species. Mycotaxon 105:119–136

Petersen RH, Psurtseva N, Zmitrovich I, Chachuła P, Arslanov S, Hughes KW (2015) *Lignomyces*, a new genus of pleurotoid Agaricomycetes. Mycologia 107(5):1045–1054

Pham NDH, Takahashi H, Fukiharu T, Shimizu K, Le BD, Suzuki A (2012) *Phlebopus spongiosus* sp. nov. (Boletales, Boletinellaceae) with a sponge-like tissue. Mycotaxon 119(1):27–34

Phookamsak R et al (2019) Fungal diversity notes 929–1035: taxonomic and phylogenetic contributions on genera and species of fungi. Fungal Divers 95(1):1–273

Phookamsak R et al (2014) Revision of Phaeosphaeriaceae. Fungal Divers 68(1):159–238

Phosri C, Martín M, Suwannasai N, Sihanonth P, Watling R (2012) *Pisolithus*: a new species from southeast Asia and a new combination. Mycotaxon 120(1):195–208

Phosri C, Martín MP, Watling R (2013) *Astraeus*: hidden dimensions. IMA fungus 4(2):347–356

Phosri C, Watling R, Suwannasai N, Wilson A, Martín MP (2014) A new representative of star-shaped fungi: *Astraeus sirindhorniae* sp. nov. from Thailand. PloS one 9(5):e71160

Piątek M (2002) *Naohidea sebacea* (Fungi, Urediniomycetes) in Poland: rediscovered after a century on a new host. Pol Bot J 47(1):49–51

Piątek M, Lutz M, Chater AO (2013a) Cryptic diversity in the *Antherospora vaillantii* complex on *Muscari* species. IMA fungus 4(1):5–19

Piątek M, Lutz M, Kemler M (2013a) *Microbotryum silenes-saxifragae* sp. nov. sporulating in the anthers of *Silene saxifraga* in southern European mountains. IMA Fungus 4(1):29–40

Piątek M, Lutz M, Ronikier A, Kemler M, Świderska-Burek U (2012) *Microbotryum heliospermae*, a new anther smut fungus parasitic on *Heliosperma pusillum* in the mountains of the European Alpine System. Fungal Biol 116(2):185–195

Piątek M et al (2017) *Pattersoniomyces tillandsiae* gen. et comb. nov.: linking sexual and asexual morphs of the only known smut fungus associated with Bromeliaceae. Org Divers Evol 17(3):531–543

Piątek M, Lutz M, Yorou NS (2015) A molecular phylogenetic framework for *Anthracocystis* (Ustilaginales), including five new combinations (inter alia for the asexual *Pseudozyma flocculosa*), and description of *Anthracocystis grodzinskae* sp. nov. Mycol Prog 14(10):88

Piątek M, Riess K, Karasiński D, Yorou NS, Lutz M (2016) Integrative analysis of the West African *Ceraceosorus africanus* sp. nov. provides insights into the diversity, biogeography, and evolution of the enigmatic Ceraceosorales (Fungi: Ustilaginomycotina). Org Divers Evol 16(4):743–760

Picillo B (2014) *Tephrocybe contui* (Agaricales, Lyophyllaceae), una nuova specie dal litorale romano (Lazio, Italia). Micol Vegetazione Mediterr 29:133–140

Pickles BJ, Genney DR, Anderson IC, Alexander IJ (2012) Spatial analysis of ectomycorrhizal fungi reveals that root tip communities are structured by competitive interactions. Mol Ecol 21(20):5110–5123

Pidlich-Aigner H (2014) Remarkable *Russula*-findings from East Austria 12: rare and new species of the *Russula pectinata* group. Österr Z Pilzk 23:179–198

Piepenbring M, Begerow D, Oberwinkler F (1999) Molecular sequence data assess the value of morphological characteristics for a phylogenetic classification of species of *Cintractia*. Mycologia 91(3):485–498

Pierre-Arthur M et al (2018) Hidden diversity uncovered in *Hygrophorus* sect. *Aurei* (Hygrophoraceae), including the Mediterranean *H. meridionalis* and the North American *H. boyeri*, spp. nov. Fungal Biol 122(8):817–836

Pietras M, Rudawska M, Iszkuło G, Kujawa A, Leski T (2016) Distribution and molecular characterization of an alien fungus, *Clathrus archeri,* Poland. Pol J Environ Stud 25(3):1–8

Pildain MB, Coetzee MP, Wingfield BD, Wingfield MJ, Rajchenberg M (2010) Taxonomy of *Armillaria* in the Patagonian forests of Argentina. Mycologia 102(2):392–403

Pildain MB, Pérez GA, Robledo G, Pappano DB, Rajchenberg M (2017) Arambarria the pathogen involved in canker rot of *Eucalyptus*, native trees wood rots and grapevine diseases in the Southern Hemisphere. For Pathol 47(6):e12397

Pildain MB, Rajchenberg M (2013) The phylogenetic position of *Postia* s.l. (Polyporales, Basidiomycota) from Patagonia, Argentina. Mycologia 105(2):357–367

Pilz D, Norvell L, Danell E, Molina R (2003) Ecology and management of commercially harvested chanterelle mushrooms. US Department of Agriculture, Forest Service, Pacific Northwest Research Station, Washington, DC

Piña C, Esqueda M, Altés A, Gutierrez A (2010) First record of *Tulostoma gracilipes* (Agaricales, Agaricaceae) for the Americas. Mycotaxon 113(1):371–376

Pinheiro FG, Sá MC, Wartchow F (2013) *Hydropus griseolazulinus*, a striking new species from Paraíba, Brazil. Mycosphere 4(2):218–225

Pinheiro FG, Wartchow F (2013) *Cantharellus protectus*, a new species from Paraíba, Brazil. Sydowia 65(1):27–31

Pires RM, Motato-Vásquez V, de Gugliotta AM (2015) *Fuscoporia atlantica* sp. nov., a new polypore from the Brazilian Atlantic Rainforest. Mycotaxon 130(3):843–855

Pires RM, Motato-Vásquez V, de Mello Gugliotta A (2016) A new species of *Laetiporus* (Basidiomycota) and occurrence of *L. gilbertsonii* Burds. in Brazil. Nova Hedwigia 102(3–4):477–490

Pleszczyńska M, Lemieszek MK, Siwulski M, Wiater A, Rzeski W, Szczodrak J (2017) *Fomitopsis betulina* (formerly *Piptoporus betulinus*): the Iceman's polypore fungus with modern biotechnological potential. World J Microbiol Biotechnol 33(5):83

Poinar G Jr (2014) Bird's nest fungi (Nidulariales: Nidulariaceae) in baltic and dominican amber. Fungal Biol 118(3):325–329

Pong V, Abidin M, Almaliky B, Kadir J, Wong M (2012) Isolation, fruiting and pathogenicity of *Marasmiellus palmivorus* (Sharples) Desjardin (comb. prov.) in oil palm plantations in West Malaysia. Pertanika J Trop Agric Sci 35(special issue):37–47

Pontes A, Röhl O, Carvalho C, Maldonado C, Yurkov AM, Sampaio JP (2016) *Cystofilobasidium intermedium* sp. nov. and *Cystofilobasidium alribaticum* fa sp. nov., isolated from Mediterranean forest soils. Int J Syst Evol Microbiol 66(2):1058–1062

Pontes A, Röhl O, Maldonado C, Yurkov AM, Sampaio JP (2017) *Cryptotrichosporon argae* sp. nov., *Cryptotrichosporon brontae* sp. nov. and *Cryptotrichosporon steropae* sp. nov., isolated from forest soils. Int J Syst Evol Microbiol 67(9):3610–3614

Popa F, Jimenéz SYC, Weisenborn J, Donges K, Rexer K-H, Piepenbring M (2016) A new *Laccaria* species from cloud forest of Fortuna, Panama. Mycol Prog 15(2):19

Popa F, Rexer K-H, Donges K, Yang ZL, Kost G (2014) Three new *Laccaria* species from Southwest China (Yunnan). Mycol Prog 13(4):998

Postemsky PD, Curvetto NR (2016) *In Vitro* Studies of Secondary Metabolite – Related Responses in Some Species of Genus *Grifola* (Agaricomycetes) from Argentina. Int J Med Mushrooms 18(4):355–363

Pota S, Chatasiri S, Ono Y, Yamaoka Y, Kakishima M (2013) Taxonomy of two host specialized *Phakopsora* populations on *Meliosma* in Japan. Mycoscience 54(1):19–28

Potvin LR, Richter DL, Jurgensen MF, Dumroese RK (2012) Association of *Pinus banksiana* Lamb. and *Populus tremuloides* Michx. seedling fine roots with *Sistotrema brinkmannii* (Bres.) J. Erikss. (Basidiomycotina). Mycorrhiza 22(8):631–638

Pouzar Z, Kotlaba F (2010) Two new species of the genus *Dendrothele* (Corticiaceae) from the Czech Republic. Czech Mycol 61(2):197–205

Ppg ISE, Schneider H, Smith A, Hovenkamp P, Prado J, Rouhan G (2016) A community-derived classification for extant lycophytes and ferns. J Syst Evol 54(6):563–603

Pradeep C, Justo A, Vrinda K, Shibu VP (2012a) Two new species of *Pluteus* (Pluteaceae, Agaricales) from India and additional observations on *Pluteus chrysaegis*. Mycol Prog 11(4):869–878

Pradeep C, Vrinda K, Bijeesh C, Baroni T (2016a) Additions to the quadrate-spored *Entoloma* (Agaricales) in Kerala State, India. Mycosphere 7(5):642–648

Pradeep C, Vrinda K, Varghese SP, Baroni T (2012b) New species of *Entoloma* (Basidiomycetes, Agaricales) from Kerala State, India. Mycotaxon 120(1):331–342

Pradeep C, Vrinda K, Varghese SP, Korotkin HB, Matheny PB (2016b) New and noteworthy species of *Inocybe* (Agaricales) from tropical India. Mycol Prog 15(3):24

Pradeep C, Vrinda K, Varghese SP, Kumar TKA (2015) A new species of *Phylloporus* (Agaricales, Boletaceae) from India. Phytotaxa 226(3):269–274

Prasher I, Ashok D (2013) A checklist of wood rotting fungi (non-gilled Agaricomycotina) of Himachal Pradesh. J New Biol Rep 2(2):71–98

Prencipe S, Spadaro D, Fruk G, Jemric T (2016) First report of *Tilletiopsis pallescens* causing white haze on apple in Croatia. Plant Dis 100(1):225–225

Psurtseva NV, Zmitrovich IV, Malysheva VF (2016) Taxonomy and developmental morphology of *Rogersiomyces malaysianus* comb. nov. (Cantharellales, Agaricomycetes). Botany 94(8):579–592

Puccinelli C, Capelari M (2009) *Marasmius* (Basidiomycota-Marasmiaceae) from Parque Estadual das Fontes do Ipiranga, São Paulo, SP, Brazil: section *Sicci*. Hoehnea 36(4):637–655

Puthusseri B, Smina TP, Janardhanan KK, Manimohan P (2010) Antioxidant and Anti-inflammatory properties of new medicinal fungus, *Auriculoscypha anacardiicola* DA Reid et Manim. (Agaricomycetideae), from India. Int J Med Mushrooms 12(4):391–400

Qasim T, Amir T, Nawaz R, Niazi A, Khalid A (2015b) *Leucoagaricus lahorensis*, a new species of *L.* sect. *Rubrotincti*. Mycotaxon 130(2):533–541

Qasim T, Khalid A, Vellinga E (2016) A new species of *Lepiota*, *Lepiota lahorensis*, from Lahore, Pakistan. Turk J Bot 40(4):419–426

Qasim T, Khalid A, Vellinga EC, Razaq A (2015a) *Lepiota albogranulosa* sp. nov. (Agaricales, Agaricaceae) from Lahore, Pakistan. Mycol Prog 14(5):24

Qi L-L, Fu Y-P, Lang N, Bai X-J, Li Y (2017) A new species of *Gomphidius* from Northeast China. Phytotaxa 316(2):181–188

Qi L-L, Fu Y-P, Wang F-J, Song B, Li Y (2016) *Suillus foetidus* (Boletales, Basidiomycota), a new species from northeast China. Phytotaxa 260(2):167–175

Qi L-L, He X-L, Li Y (2013) A new species of *Entoloma* from Liaoning Province, Northeast China. Mycotaxon 121(1):193–197

Qiao M, Li W, Huang Y, Xu J, Zhang L, Yu Z (2018) *Classicula sinensis*, a new species of basidiomycetous aquatic hyphomycetes from southwest China. MycoKeys 40:1–12

Qin J et al (2014a) The taxonomic foundation, species circumscription and continental endemisms of *Singerocybe*: evidence from morphological and molecular data. Mycologia 106(5):1015–1026

Qin J, Hao Y-J, Yang Z-L, Li Y-C (2014b) *Paraxerula ellipsospora*, a new Asian species of Physalacriaceae. Mycol Prog 13(3):639–647

Qin J, Yang Z-L (2016) Three new species of *Physalacria* from China, with a key to the Asian taxa. Mycologia 108(1):215–226

Qin W-M, Wu F, Zhou L-W (2016) *Donkioporiella mellea* gen. et sp. nov. (Polyporales, Basidiomycota) from Guangxi, China. Cryptogam Mycol 37(4):437–447

Qin W-M, Zhou L-W (2013) *Phellinopsis helwingiae* (Hymenochaetales, Basidiomycota), a new species from China and a brief note on *P. junipericola*. Ann Bot Fenn 50(6):408–412

Qiu C-S, Yan W-J, Deng W-Q, Song B, Li T-H (2014) Genetic diversity analysis of *Hypsizygus marmoreus* with target region amplification polymorphism. Sci World J 2014:619746

Rahmad N et al (2014) Comparative proteomic analysis of different developmental stages of the edible mushroom *Termitomyces heimii*. Biol Res 47(1):30

Raj KA, Latha KD, Iyyappan R, Manimohan P (2016) *Rhodophana squamulosa*—a new species of Entolomataceae from India. Mycoscience 57(2):90–95

Raj KA, Latha KD, Kumar TA, Manimohan P (2014a) A new species of *Entoloma* from India. Mycoscience 55(5):400–404

Raj KA, Latha KD, Leelavathy KM, Manimohan P (2019) *Anupama*: a new genus of Biannulariaceae (Agaricales) from tropical India. Mycol Prog 18(5):659–669

Raj KA, Latha KD, Paramban R, Manimohan P (2014b) Two new species of *Dermoloma* from India. Phytotaxa 177(4):239–243

Raj KA, Latha KD, Sanchez-Garcia M, Manimohan P (2015) A new species of the genus *Corneriella* from India supported by morphological and molecular data. Phytotaxa 213(2):102–112

Raj KA, Manimohan P (2012) A new species of *Entoloma* s.l. associated with earthworm casts. Mycosphere 3(3):331–334

Raj KA, Manimohan P (2016) Three new species of *Entoloma* subgenus *Nolanea* from India based on morphology and molecular phylogeny. Phytotaxa 286(4):232–244

Raj KA, Manimohan P (2017) Four new species of *Entoloma* subgenus *Pouzarella* from India. Phytotaxa 307(2):101–112

Raj KA, Manimohan P (2018) A new species and a new record of *Clitopilus* and a description of *C. orientalis* from India based on morphology and molecular phylogeny. Phytotaxa 343(1):47–59

Raja HA, Baker TR, Little JG, Oberlies NH (2017) DNA barcoding for identification of consumer-relevant mushrooms: a partial solution for product certification? Food Chem 214:383–392

Rajchenberg M, Gorjón S, Pildain M (2011) The phylogenetic disposition of *Antrodia* s.l. (Polyporales, Basidiomycota) from Patagonia, Argentina. Aust Syst Bot 24(2):111–120

Rajchenberg M, Pildain MB, Bianchinotti MV, Barroetavena C (2015) The phylogenetic position of poroid Hymenochaetaceae (Hymenochaetales, Basidiomycota) from Patagonia, Argentina. Mycologia 107(4):754–767

Rämä T, Mathiassen GH, Kauserud H (2014) Marine fungi new to Norway, with an outlook to the overall diversity. Agarica 35:35–47

Rambaut A, Drummond A (2013) Tracer v1. 5. http://beast.bio.ed.ac.uk/Tracer

Ramirez Cruz V, Guzmán G, Guzmán-Dávalos L (2012) New combinations in the genus *Deconica* (Fungi, Basidiomycota, Agaricales). Sydowia 64(2):217–219

Ramírez-Cruz V, Guzman G, Guzman-Davalos L (2013a) Type studies of *Psilocybe* sensu lato (Strophariaceae, Agaricales). Sydowia 65(2):277–319

Ramírez-Cruz V, Guzmán G, Villalobos-Arámbula AR, Rodríguez A, Matheny PB, Sánchez-García M, Guzmán-Dávalos L (2013b) Phylogenetic inference and trait evolution of the psychedelic mushroom genus *Psilocybe* sensu lato (Agaricales). Botany 91(9):573–591

Ramírez-López I, Villegas Ríos M, Cano-Santana Z (2013) Phenotypic plasticity of the basidiomata of *Thelephora* sp. (Thelephoraceae) in tropical forest habitats. Rev Biol Trop 61(1):343–350

Ramírez-López I, Villegas-Ríos M, Salas-Lizana R, Garibay-Orijel R, Alvarez-Manjarrez J (2015) *Thelephora versatilis* and *Thelephora pseudoversatilis*: two new cryptic species with polymorphic basidiomes inhabiting tropical deciduous and sub-perennial forests of the Mexican Pacific coast. Mycologia 107(2):346–358

Raspé O, Vadthanarat S, De Kesel A, Degreef J, Hyde KD, Lumyong S (2016) *Pulveroboletus fragrans*, a new Boletaceae species from Northern Thailand, with a remarkable aromatic odor. Mycol Prog 15(4):38

Raut JK, Suzuki A, Fukiharu T, Shimizu K, Kawamoto S, Tanaka C (2011) *Coprinopsis neophlyctidospora* sp. nov., a new ammonia fungus from boreal forests in Canada. Mycotaxon 115(1):227–238

Raymundo T, Decock C, Valenzuela R, Amalfi M, Cifuentes J, Pacheco-Mota L (2012) Nuevos registros del género *Fomitiporia* (Hymenochaetales, Basidiomycota) en México. Rev Mex Biodivers 83(2):313–328

Raymundo T, Valenzuela R, Bautista-Hernández S, Esqueda M, Cifuentes J, Pacheco-Mota L (2013a) El Género *Fuscoporia* (Hymenochaetales-Basidiomycota) en México. Rev Mex Biodivers 84:50–69

Raymundo T, Valenzuela R, Esqueda M (2013a) Hymenochaetaceae from México 6. A new *Fuscoporia* species from the Sonoran desert. Mycotaxon 125(1):37–43

Razaq A, Khalid A, Ilyas S (2012) *Tricholomopsis flammula* Métrod ex Holec (Basidiomycota, Agaricales), an addition to the mushroom flora of Pakistan based on molecular identification. Pak J Bot 44(Special Issue):413–416

Razaq A, Nawaz R, Khalid A (2016) An Asian edible mushroom, *Macrocybe gigantea*: its distribution and ITS-rDNA based phylogeny. Mycosphere 7(4):525–530

Rebriev YA (2013) *Calvatia holothurioides* sp. nov. from Vietnam. Mikol Fitopatol 47(1):21–23

Rebriev YA, Assyov B (2012) New localities of *Gastropila fragilis* (Lycoperdaceae) in Europe and Asia. Czech Mycol 64(1):65–72

Rebriev YA, Gorbunova I, Dvadnenko K (2017) New *Bovista* Species from The Altai-Sayan Region of Russia. Mikol Fitopatol 51(2):74–77

Rebriev YA, Pham THG, Alexandrova AV (2014) *Phallus coronatus* sp. nov. from Vietnam. Mycotaxon 127(1):93–96

Redhead H, Ginns L (2013) Nomenclatural novelties. Index Fungorum 151

Redhead H, Hofst V (2014) Index Fungorum 2021

Redhead S (2012) Nomenclatural novelties. Index Fungorum 14:1

Redhead S (2013a) Nomenclatural novelties. Index Fungorum 15:1–2

Redhead S (2019) Nomenclatural novelties. Index Fungorum 385:1–1

Redhead S, Ammirati J, Walker G, Norvell L, Puccio M (1994) *Squamanita contortipes*, the Rosetta Stone of a mycoparasitic agaric genus. Can J Bot 72:1812–1824

Redhead SA (2013b) (2128) Proposal to conserve the name *Flammula* (Fr.) P. Kumm. (Fungi: Agaricales) against *Flammula* (Webb ex Spach) Fourr. (*Spermatophyta*: Ranunculaceae). Taxon 62(2):401–402

Redhead SA, Moncalvo J-M, Vilgalys R, Matheny PB, Guzmán-Dávalos L, Guzmán G (2007) (1757) Proposal to conserve the name *Psilocybe* (Basidiomycota) with a conserved type. Taxon 56(1):255–257

Redhead SA, Seifert KA, Vilgalys R, Moncalvo J-M (2000) *Rhacophyllus* and *Zerovaemyces*. Teleomorphs or anamorphs? Taxon 49(4):789–798

Rees BJ, Midgley DJ, Marchant A, Perkins A, Orlovich DA (2013) Morphological and molecular data for Australian *Hebeloma* species do not support the generic status of *Anamika*. Mycologia 105(4):1043–1058

Ren G, Zhao Y-P, Yang L, Fu C-X (2008) Anti-proliferative effect of clitocine from the mushroom *Leucopaxillus giganteus* on human cervical cancer HeLa cells by inducing apoptosis. Cancer Lett 262(2):190–200

Retnowati A (2012) Taxonomic study of the genus *Marasmiellus* Murrill in Java and Bali. University Indonesia, Depok

Retnowati A (2018) The species of *Marasmiellus* (Agaricales: Omphalotaceae) from Java and Bali. Gardens' Bulletin Singapore 70(1):191–258

Rhoden S, Garcia A, Azevedo J, Pamphile J (2013) In silico analysis of diverse endophytic fungi by using ITS1-5, 8S-ITS2 sequences with isolates from various plant families in Brazil. Genet Mol Res 12(2):935–950

Ribes MÁ, Vila J (2013) *Entoloma luteoochraceum* y *E. luteoviolaceum*, dos nuevas especies de las islas Canarias. Fungi non Delineati LXVI86, 145–192 and 149

Richter C, Wittstein K, Kirk PM, Stadler M (2015) An assessment of the taxonomy and chemotaxonomy of *Ganoderma*. Fungal Divers 71(1):1–15

Riebesehl J, Langer E (2017) *Hyphodontia* s.l. (Hymenochaetales, Basidiomycota): 35 new combinations and new keys to all 120 current species. Mycol Prog 16(6):637–666

Riebesehl J, Langer EJ, Ordynets A, Striegel MM, Witzany C (2015) *Hyphodontia borbonica*, a new species from La Réunion. Mycol Prog 14(11):104

Riess K, Oberwinkler F, Bauer R, Garnica S (2013) High genetic diversity at the regional scale and possible speciation in *Sebacina epigaea* and *S. incrustans*. BMC Evol Biol 13(1):102

Riess K, Oberwinkler F, Bauer R, Garnica S (2014) Communities of endophytic Sebacinales associated with roots of herbaceous

plants in agricultural and grassland ecosystems are dominated by *Serendipita herbamans* sp. nov. PLoS ONE 9(4):e94676
Riess K, Schön ME, Lutz M, Butin H, Oberwinkler F, Garnica S (2016) On the evolutionary history of *Uleiella chilensis*, a smut fungus parasite of *Araucaria araucana* in South America: Uleiellales ord. nov. in Ustilaginomycetes. PLoS ONE 11(1):e0147107
Riley R et al (2014) Extensive sampling of basidiomycete genomes demonstrates inadequacy of the white-rot/brown-rot paradigm for wood decay fungi. PNAS 111(27):9923–9928
Roberts P (2008a) Caribbean heterobasidiomycetes: 3. British Virgin Islands. Mycotaxon 105:137–147
Roberts P (2008b) Heterobasidiomycetes from Belize. Kew Bull 63(1):87–99
Roberts P (2009) *Exidia nigricans*: a new and legitimate name for *Exidia plana*. Mycotaxon 109(1):219–220
Roberts P (2011) *Marchandiobasidium aurantiacum* and *Efibulobasidium rolleyi*: two unusual fungi on a Welsh apple twig. Field Mycol 12:132–134
Robich G (2009) *Mycena truncimuscicola*, a new species of section *Filipedes* (Agaricales, Tricholomataceae) from Switzerland. Österr Z Pilzk 18:117–122
Robich G (2016) Mycena d'Europa, vol 2. Associazione Micologica Bresadola, Trento
Robich G, Hausknecht A (2008) *Mycena dobraensis*, a new species of section *Filipedes* (Agaricales, Tricholomataceae) from Eastern Austria. Österr Z Pilzk 17:41–46
Robledo G, de Mello Gugliotta A (2013) New distribution record of *Nigrohydnum nigrum* Ryvarden (Polyporales: Basidiomycota) in the Atlantic forest. Check List 9(1):97–98
Robledo GL, Amalfi M, Castillo G, Rajchenberg M, Decock C (2009) *Perenniporiella chaquenia* sp. nov. and further notes on *Perenniporiella* and its relationships with *Perenniporia* (Porales, Basidiomycota). Mycologia 101(5):657–673
Robledo GL, Urcelay C (2017) *Kavinia chacoserrana* sp. nov. (Gomphales, Basidiomycota): a new species from South America based on morphological and molecular data. Mycosphere 8(6):1028–1034
Rochet J, Moreau P-A, Manzi S, Gardes M (2011) Comparative phylogenies and host specialization in the alder ectomycorrhizal fungi *Alnicola*, *Alpova* and *Lactarius* (Basidiomycota) in Europe. BMC Evol Biol 11(1):40
Rodrigues CLM, Guerrero RT (2013) Corticioid basidiomycetes on the bark of living trees from Porto Alegre, Brazil. Mycotaxon 122(1):7–23
Rodríguez O, Galván-Corona A, Villalobos-Arámbula AR, Rodríguez A, Guzmán-Dávalos L (2010) A new species of *Pluteus* (Pluteaceae, Agaricales) from Mexico. Mycotaxon 112:163–172
Roets F, Dreyer L, Wingfield M, Begerow D (2008) *Thecaphora capensis* sp. nov., an unusual new anther smut on *Oxalis* in South Africa. Persoonia 21:147–152
Rohit S, Rajak R, Pandey AK (2009) *Podaxis pistillaris*: a rare Gasteromycetes from Central India. Mushroom Res 18(1):37–38
Ronikier A, Borgen T (2010) Notes on *Hygrocybe* subsection *Squamulosae* from Poland. Pol Bot J 55(1):209–215
Ronikier M, Ronikier A (2011) *Rhizomarasmius epidryas* (Physalacriaceae): phylogenetic placement of an arctic-alpine fungus with obligate saprobic affinity to *Dryas* spp. Mycologia 103(5):1124–1132
Rosa CA et al (2009) Synonymy of the yeast genera *Moniliella* and *Trichosporonoides* and proposal of *Moniliella fonsecae* sp. nov. and five new species combinations. Int J Syst Evol Microbiol 59(2):425–429
Rosenthal LM et al (2017) Survey of corticioid fungi in North American pinaceous forests reveals hyperdiversity, underpopulated sequence databases, and species that are potentially ectomycorrhizal. Mycologia 109(1):115–127
Ross-Davis AL, Hanna JW, Klopfenstein NB, Kim M-S (2012) Advances toward DNA-based identification and phylogeny of North American *Armillaria* species using elongation factor-1 alpha gene. Mycoscience 53(2):161–165
Rossman AY, Allen WC, Castlebury LA (2016) New combinations of plant-associated fungi resulting from the change to one name for fungi. IMA Fungus 7(1):1–7
Roux P, Moreau P, Charret A, Contu M (2010) *Clitopilus nevillei* sp. nov., una nuova specie pleurotoide. Bull Féd Assoc Mycol Méditerr 37:59–64
Roy M, Rochet J, Manzi S, Jargeat P, Gryta H, Moreau PA, Gardes M (2013) What determines Alnus-associated ectomycorrhizal community diversity and specificity? A comparison of host and habitat effects at a regional scale. New Phytol 198(4):1228–1238
Ruibal MP, Peakall R, Foret S, Linde CC (2014) Development of phylogenetic markers for *Sebacina* (Sebacinaceae) mycorrhizal fungi associated with Australian orchids. Appl Plant Sci 2(6):1400015
Ruiz EF, Molinari-novoa EA (2016) Notulae Nomenclaturales VI. The Dismissal of Coccobotrys (Anamorphic Agaricaceae). Weberbauerella. J Bot Curiosit 1(16):1–4
Rungjindamai N, Sakayaroj J, Plaingam N, Somrithipol S, Jones EG (2008) Putative basidiomycete teleomorphs and phylogenetic placement of the coelomycete genera: *Chaetospermum*, *Giulia* and *Mycotribulus* based on nu-rDNA sequences. Mycol Res 112(7):802–810
Runnel K, Põldmaa K, Lõhmus A (2014) 'Old-forest fungi' are not always what they seem: the case of *Antrodia crassa*. Fungal Ecol 9:27–33
Runnel K, Ryvarden L (2016) *Polyporus minutosquamosus* sp. nov. from tropical rainforests in French Guiana with a key to neotropical species of *Polyporus* (Polyporaceae, Basidiomycota). Nova Hedwigia 103(3–4):339–347
Rusevska K, Karadelev M, Phosri C, Dueñas M, Telleria MT, Watling R, Martín MP (2015) DNA barcoding is an effective tool for differentiating *Pisolithus* species from Macedonia. Mycotaxon 130:1007–1016
Rush TA, Aime MC (2013) The genus *Meira*: phylogenetic placement and description of a new species. Antonie Leeuwenhoek 103(5):1097–1106
Ruske E, Dörfelt H (2010) Studies on the life history of the *Mahonia* rust (*Cumminsiella mirabilissima*). Boletus 32(2):80–90
Ryberg M, Larsson E, Jacobsson S (2010) An evolutionary perspective on morphological and ecological characters in the mushroom family Inocybaceae (Agaricomycotina, Fungi). Mol Phylogenet Evol 55(2):431–442
Ryberg M, Nilsson RH, Kristiansson E, Töpel M, Jacobsson S, Larsson E (2008) Mining metadata from unidentified ITS sequences in GenBank: a case study in *Inocybe* (Basidiomycota). BMC Evol Biol 8(1):50
Ryoo R, Antonín V, Ka K-H, Tomšovský M (2016) Marasmioid and gymnopoid fungi of the Republic of Korea. 8. *Gymnopus* section *Impudicae*. Phytotaxa 286(2):75–88
Ryoo R, Sou H-D, Ka K-H, Park H (2013) Phylogenetic relationships of Korean *Sparassis latifolia* based on morphological and ITS rDNA characteristics. J Microbiol 51(1):43–48
Ryoo R, Sou H-D, Park H, Ka K-H (2017) *Astraeus ryoocheoninii* sp. nov. from Korea and Japan and phylogenetic relationships within *Astraeus*. Mycotaxon 132(1):63–72
Ryvarden L (2009) Some new and interesting polypores from United States. Syn Fung 26:24–26
Ryvarden L (2010) Stereoid fungi of America. Syn Fung 28:1–206
Ryvarden L (2012a) A note on *Stereopsis* P. Karst. in the Neotropics. Syn Fung 30:25–26

Ryvarden L (2012b) Studies in Neotropical polypores 32. Syn Fung 30:33–43
Ryvarden L (2012d) Studies in Neotropical polypores 34. Syn Fung 30:46–50
Ryvarden L (2012b) Type studies in Polyporaceae 27. Species described by P. Ch. Hennings. Czech Mycol 64(1):13–21
Ryvarden L (2014) Studies in Neotropical polypores 37. Some new and interesting species from tropical America. Syn Fung 32:58–67
Ryvarden L (2015a) Neotropical polypores Part 2, Polyporaceae, *Abortiporus-Nigroporus*. Syn Fung 34:232–443
Ryvarden L (2015b) Studies in Neotropical polypores 39. *Trametes alba* nova species. Syn Fung 33:32–35
Ryvarden L (2015c) Studies in Neotropical polypores 40. A note on the genus *Grammothele*. Syn Fung 33:36–42
Ryvarden L (2015d) Type studies in Polyporaceae 32. Species described by T. Petch. Syn Fung 33:9–12
Ryvarden L (2015e) Type studies in *Stereum s. lato* 5 Species described by M.J. Berkeley. Syn Fung 33:13–19
Ryvarden L (2016a) Neotropical polypores Part 3. Polyporaceae, *Obba-Wrightoporia*. Syn Fung 46:445–613
Ryvarden L (2016b) Studies in Neotropical polypores 43. Some new species from tropical America. Syn Fung 35:43–47
Ryvarden L (2018a) Studies in African Aphyllophorales 23. Some new species in *Ceriporiopsis* and *Diplomitoporus*. Syn Fung 38:12–19
Ryvarden L (2018b) Studies in African Aphyllophorales 25. New poroid species from East and Central Africa. Syn Fung 38:25–32
Ryvarden L (2016c) Studies in Neotropical polypores 44. A note on the genus *Tyromyces* in tropical America. Syn Fung 35:43–52
Ryvarden L, Aime M, Baroni T (2009) Studies in neotropical polypores 26. A new species of *Trametes* and revisitation of an old. Syn Fung 26:27–32
Ryvarden L, Iturriaga T (2010) Studies in Neotropical polypores 29. Some new and interesting species from the Andes region in Venezuela. Syn Fung 27:78–91
Ryvarden L, Iturriaga T (2011) Studies in Neotropical polypores 30. New and interesting species from Gran Sabana in Venezuela. Syn Fung 39:74–81
Ryvarden L, Melo I (2014) Poroid fungi of Europe. Fungiflora, Oslo
Ryvarden L, Melo I, Niemelä T (2017) Poroid Fungi of Europe. Syn Fung 37:1–431
Sá M, Baseia I, Wartchow F (2013) *Lactifluus dunensis*, a new species from Rio Grande do Norte, Brazil. Mycosphere 4(2):261–265
Sá M, Silva N, Wartchow F (2016) *Neoclitocybe infuscata*: a new species from Atlantic Forest of Pernambuco State, Brazil. Mycosphere 7(6):773–777
Sá M, Wartchow F (2016) *Volvariella leucocalix* (Pluteaceae), a new species from Brazilian semiarid region. Mycosphere 7:30–35
Sá MC, Pinheiro FG, da Silva NA, Maia LC, Wartchow F (2014) *Craterellus niger* (Cantharellaceae, Cantharellales, Basidiomycota): a new species from Pernambuco, Brazil. Nova Hedwigia 99(3–4):525–530
Sá MC, Wartchow F (2013) *Lactifluus aurantiorugosus* (Russulaceae), a new species from Southern Brazil. Darwiniana, nueva serie 1(1):54–60
Saar I (2012) The taxonomy and phylogeny of the genera *Cystoderma* and *Cystodermella*. Agaricales, Fungi
Saar I (2016) Type studies of some *Cystodermella* (Agaricales, Basidiomycota) species. Nova Hedwigia 102(3–4):491–500
Saar I, Mešić A, Tkalčec Z, Peintner U, Kušan I (2016) *Cystoderma carpaticum* (Basidiomycota, Agaricales), a rare fungus newly recorded from Croatia. Phytotaxa 269(1):21–32
Saar I, Põldmaa K, Kõljalg U (2009) The phylogeny and taxonomy of genera *Cystoderma* and *Cystodermella* (Agaricales) based on nuclear ITS and LSU sequences. Mycol Prog 8(1):59–73
Saba M, Khalid A (2014) First report of *Callistosporium luteoolivaceum* from western Himalaya. Pakistan. Mycotaxon 129(1):73–77
Saba M, Khalid AN, Berndt R (2012) *Hyalopsora nodispora* is the new holomorph name for *Uredo capilli-veneris* (Uredinales, Pucciniastraceae) from Pakistan. Mycol Prog 11(4):967–969
Sadlikova M, Kout J (2017) A new *Phanerochaete* (Polyporales, Basidiomycota) with brown subicular hyphae from Thailand. Mycosphere 8(6):1024–1030
Saha S, Sengupta J, Banerjee D, Khetan A, Mandal SM (2013) *Schizophyllum commune*: a new organism in eye infection. Mycopathologia 175(3–4):357–360
Saito T, Tonouchi A, Harada Y (2014) Biological characteristics and molecular phylogeny of *Sarcomyxa edulis* comb. nov. and *S. serotina*. Trans Mycol Soc Jpn 25(2):19–28
Saitta A, Gargano ML, Compagno R, Venturella G (2014) *Australohydnum dregeanum* new to Italy. Mycotaxon 128(1):179–183
Sakayaroj J, Preedanon S, Supaphon O, Jones EG, Phongpaichit S (2010) Phylogenetic diversity of endophyte assemblages associated with the tropical seagrass *Enhalus acoroides* in Thailand. Fungal Divers 42(1):27–45
Salazar Yepes M, Buriticá Céspedes P (2008) New species for the neotropical Uredobiota. Rev Fac Nac Agron Medellin 61(1):4291–4301
Salazar Yepes M, Pardo Cardona V, Buritica Cespedes P (2007) Species from Colombia, Ecuador and Perú belonging to the genus *Gerwasia* Raciborski from the order Uredinales. Caldasia 29(1):105–120
Salvador-Montoya CA, Millán B, Janovec J, Drechsler-Santos ER (2012) *Lamelloporus americanus* (Fungi: Polyporales): a new record for Peru. Check List 8(3):575–576
Salvador-Montoya CA, Popoff OF, Reck M, Drechsler-Santos ER (2018) Taxonomic delimitation of *Fulvifomes robiniae* (Hymenochaetales, Basidiomycota) and related species in America: *F. squamosus* sp. nov. Plant Syst Evol 304(3):445–459
Samarakoon M, Hyde K, Promputtha I, Ariyawansa H, Hongsanan S (2016) Divergence and ranking of taxa across the kingdoms Animalia, Fungi and Plantae. Mycosphere 7(11):1678–1689
Samils B, Ihrmark K, Kaitera J, Stenlid J, Barklund P (2011) New genetic markers for identifying *Cronartium flaccidum* and *Peridermium pini* and examining genetic variation within and between lesions of Scots pine blister rust in Sweden. Fungal Biol 115(12):1303–1311
Samita S, Dhingra G, Singh AP (2012) *Vararia longicystidiata* sp. nov. (Agaricomycetes) from India. Mycotaxon 120:357–360
Sampaio JP, Gadanho M, Bauer R, Weiß M (2003) Taxonomic studies in the Microbotryomycetidae: *Leucosporidium golubevii* sp. nov., *Leucosporidiella* gen. nov. and the new orders Leucosporidiales and Sporidiobolales. Mycol Prog 2(1):53–68
Sampaio JP, Golubev WI, Fell JW, Gadanho M, Golubev NW (2004) *Curvibasidium cygneicollum* gen. nov., sp. nov. and *Curvibasidium pallidicorallinum* sp. nov., novel taxa in the Microbotryomycetidae (Urediniomycetes), and their relationship with *Rhodotorula fujisanensis* and *Rhodotorula nothofagi*. Int J Syst Evol Microbiol 54(4):1401–1407
Sampaio JP, Oberwinkler F (2011) Chapter 110—*Cystobasidium* (Lagerheim) Neuhoff (1924). In: Yeasts, pp 1419–1422
Samuels GJ et al (2012) Vascular streak dieback of cacao in Southeast Asia and Melanesia: in planta detection of the pathogen and a new taxonomy. Fungal Biol 116(1):11–23
Sánchez C (2010) Cultivation of *Pleurotus ostreatus* and other edible mushrooms. Appl Microbiol Biotechnol 85(5):1321–1337
Sánchez OP, Piepenbring M (2014) Species of *Uromyces* (Pucciniales, Basidiomycota) on Loranthaceae. Trop Plant Pathol 39(2):141–153

Sanchez-Garcia M, Cifuentes-Blanco J, Matheny PB (2013) Taxonomic revision of the genus *Melanoleuca* in Mexico and description of new species. Rev Mex Biodivers 84:S111–S127

Sánchez-García M, Henkel TW, Aime MC, Smith ME, Matheny PB (2016) *Guyanagarika*, a new ectomycorrhizal genus of Agaricales from the Neotropics. Fungal Biol 120(12):1540–1553

Sánchez-García M, Matheny PB, Palfner G, Lodge DJ (2014) Deconstructing the Tricholomataceae (Agaricales) and introduction of the new genera *Albomagister*, *Corneriella, Pogonoloma* and *Pseudotricholoma*. Taxon 63(5):993–1007

Sánchez-García M, Matheny PB (2017) Is the switch to an ectomycorrhizal state an evolutionary key innovation in mushroom-forming fungi? A case study in the Tricholomatineae (Agaricales). Evolution 71(1):51–65

Sánchez-Ramírez S, Tulloss RE, Amalfi M, Moncalvo JM (2015) Palaeotropical origins, boreotropical distribution and increased rates of diversification in a clade of edible ectomycorrhizal mushrooms (*Amanita* section *Caesareae*). J Biogeogr 42(2):351–363

Sandeep A (2010) New report of death terror *Pterulicium xylogenum* in edible bamboo of *Tripura*. J Pure Appl Microbiol 4(2):891–893

Sandhu K, Karaoglu H, Zhang P, Park R (2016) Simple sequence repeat markers support the presence of a single genotype of *Puccinia psidii* in Australia. Plant Pathol 65(7):1084–1094

Sandoval-Leiva P, Niveiro N, Urbina-Casanova R, Scherson R (2017) *Lichenomphalia altoandina*, a new species of Hygrophoraceae from the Chilean Altiplano. Mycologia 109(1):92–99

Sandoval-Leiva PA, McDonald JV, Thorn RG (2016) *Gymnopanella nothofagi*, a new genus and species of gymnopoid fungi (Omphalotaceae) from Chilean Nothofagus forest. Mycologia 108(4):820–827

Sang X-Y, Li X-D, Wang Y-W, Fan L (2016) Four new sequestrate species of Russulaceae found in China. Phytotaxa 289(2):101–117

Sanmee R, Tulloss R, Lumyong P, Dell B, Lumyong S (2008) Studies on Amanita (Basidiomycetes: Amanitaceae) in Northern Thailand. Fungal Divers 32:97–123

Sanon E, Guissou KML, Yorou NS, Buyck B (2014) Le genre *Russula* au Burkina Faso (Afrique de l'Ouest): Quelques Espèces Nouvelles de Couleur Brunâtre. Cryptogam Mycol 35(4):377–398

Sanuma OI et al (2016) Enciclopédia dos alimentos Yanomami (Sanöma): Cogumelos. Instituto Socioambiental, São Paulo

Sanyal S, Dhingra G (2015) *Leptocorticium indicum* sp. nov. from India. Mycotaxon 129(2):361–364

Sanyal S, Dhingra G, Singh AP (2013) *Cordochaete* (Agaricomycetes), a new corticioid genus from India. Mycotaxon 123(1):103–106

Sarikurkcu C, Tepe B, Yamac M (2008) Evaluation of the antioxidant activity of four edible mushrooms from the Central Anatolia, Eskisehir–Turkey: *Lactarius deterrimus*, *Suillus collitinus*, *Boletus edulis*. Xerocomus chrysenteron. Bioresour Technol 99(14):6651–6655

Sarwar S, Khalid A, Niazi A (2014) *Tylopilus*: a new species and a new record from Pakistan. Mycotaxon 128:1–10

Sarwar S, Saba M, Khalid AN, Dentinger BM (2015) Suillus marginielevatus, a new species and *S. triacicularis*, a new record from Western Himalaya, Pakistan. Phytotaxa 203(2):169–177

Sato H, Hattori T (2015) New Species of *Boletellus* Section *Boletellus* (Boletaceae, Boletales) from Japan, *B. aurocontextus* sp. nov. and *B. areolatus* sp. nov. PLoS ONE 10(6):e0128184

Sato H, Hattori T, Lee S-S, Murakami N (2011) Two species of Strobilomyces (Boletaceae, Boletales), *S. seminudus* and *S. hongoi* sp. nov. from Japan. Mycologia 103(3):598–609

Sato H, Murakami N (2009) *Strobilomyces verruculosus* sp. nov. from Japan. Mycoscience 50(3):173–178

Sato H, Tanabe AS, Toju H (2017) Host shifts enhance diversification of ectomycorrhizal fungi: diversification rate analysis of the ectomycorrhizal fungal genera Strobilomyces and Afroboletus with an 80-gene phylogeny. New Phytol 214(1):443–454

Savchenko KG, Heluta VP, Wasser SP, Nevo E (2014) Rust fungi (Pucciniales) of Israel. I. All genera except *Puccinia* and *Uromyces* with *Caeoma origani* sp. nov. Nova Hedwigia 98(1–2):163–178

Sawada K, Taki A, Yamakawa T, Seki M (2009) Key role for transketolase activity in erythritol production by *Trichosporonoides megachiliensis* SN-G42. J Biosci Bioeng 108:385–390

Sawhasan P, Worapong J, Vinijsanun T (2011) Morphological and molecular studies of selected *Termitomyces* species collected from 8 districts of Kanchanaburi Province, Thailand. Thai J Agric Sci 44(3):183–196

Scambler R et al (2018) Diversity of *Chroogomphus* (Gomphidiaceae, Boletales) in Europe, and typification of *C. rutilus*. IMA Fungus 9:271–290

Schäfer AM, Kemler M, Bauer R, Begerow D (2010) The illustrated life cycle of *Microbotryum* on the host plant *Silene latifolia*. Botany 88(10):875–885

Schafer DJ (2010) Keys to sections of *Parasola*, *Coprinellus*, *Coprinopsis* and *Coprinus* in Britain. Field Mycology 2(11):44–51

Schafer DJ (2014) The genus *Parasola* in Britain including *Parasola cuniculorum* sp. nov. Field Mycology 15(3):77–99

Scheuer C, Bauer R, Lutz M, Stabentheiner E, Grube M (2008) *Bartheletia paradoxa* is a living fossil on Ginkgo leaf litter with a unique septal structure in the Basidiomycota. Mycol Res 112(11):1265–1279

Schmull M, Dal-Forno M, Lücking R, Cao S, Clardy J, Lawrey JD (2014) *Dictyonema huaorani* (Agaricales: Hygrophoraceae), a new lichenized basidiomycete from Amazonian Ecuador with presumed hallucinogenic properties. Bryologist 117(4):386–394

Schoch CL et al (2014) Finding needles in haystacks: linking scientific names, reference specimens and molecular data for Fungi. Database 2014:1–21

Schoch CL et al (2012) Nuclear ribosomal internal transcribed spacer (ITS) region as a universal DNA barcode marker for Fungi. PNAS 109(16):6241–6246

Scholler M, Abbasi M, Friedrich F (2014) *Tranzschelia* in the Americas revisited: two new species and notes on the *Tranzschelia thalictri* complex. Mycologia 106(3):448–455

Scholler M, Lutz M, Wood AR, Hagedorn G, Mennicken M (2011) Taxonomy and phylogeny of *Puccinia lagenophorae*: a study using rDNA sequence data, morphological and host range features. Mycol Prog 10(2):175–187

Schoutteten N, Roberts P, Van De Put K, Verbeken A (2018) New species in *Helicogloea* and *Spiculogloea*, including a type study of *H. graminicola* (Bres.) GE Baker (Basidiomycota, Pucciniomycotina). Cryptogam Mycol 39(3):1–13

Schwarz C (2012) *Pseudobaeospora deckeri* sp. nov.—a new agaric from central California. Mycotaxon 119(1):459–465

Seelan JSS, Justo A, Nagy LG, Grand EA, Redhead SA, Hibbett D (2015) Phylogenetic relationships and morphological evolution in *Lentinus*, *Polyporellus* and *Neofavolus*, emphasizing southeastern Asian taxa. Mycologia 107(3):460–474

Seifert K, Bandoni R (2001) Revisiones generum obscurorum hyphomycetum: *Phacellula* syd. and *Cladosterigma* pat. Sydowia 53(1):156–166

Seifert K, Morgan-Jones G, Gams W, Kendrick B (2011) The genera of Hyphomycetes. CBS biodiversity series no. 9. Fungal Biodiversity Centre, Utrecht

Sell I, Kotiranta H, Miettinen O, Põldmaa K (2014) Molecular analysis confirms that *Botryodontia millavensis* and *Oxyporus philadelphi* are conspecific. Mycol Prog 13(1):65–74

Senthilarasu G (2013) Two interesting *Pterula* species from Maharashtra, India. Mycosphere 4(4):766–771

Senthilarasu G, Kumaresan V, Singh SK (2010a) A new species of *Entoloma* from Western Ghats of India. Mycotaxon 114:61–65

Senthilarasu G, Kumaresan V, Singh SK (2010b) *Hygrocybe manadukaensis* sp. nov. in section *Firmae* from Western Ghats, India. Mycotaxon 114:343–349

Senthilarasu G, Sharma R, Singh SK (2012) A new species of *Volvariella* from India. Mycotaxon 119(1):467–476

Senthilarasu G, Singh SK (2013a) A new species of *Lentinus* from India. Mycotaxon 121(1):69–74

Senthilarasu G, Singh SK (2013b) A new species of *Stropharia* from Western Ghats, India. Mycotaxon 123(1):213–220

Seok SJ, Jin YJ, Yoo KB, Hong SB, Kwon SW, Kim SJ, Kim JS (2015) Notes on the New Species of Genus *Mycena* in Korea. Korean J Mycol 43(4):224–230

Seok SJ, Jung YA, Jin YJ, Park IC, Kim WG, Kim YS, Yoo KH (2011) Tectella patellaris from Korea. Mycobiology 39(4):303–305

Seok SJ, Kim YS, Kim WG, Kwon SW, Park IC (2010) Notes on some new species of *Psathyrella*. Mycobiology 38(4):323–327

Seok SJ, Kim YS, Park KM, Kim WG, Yoo KH, Park IC (2009) New species of Agaricales. Mycobiology 37(4):295–299

Sesli E, Antonín V, Contu M (2018a) A new species of *Hygrophorus*, *H. yadigarii* sp. nov. (Hygrophoraceae), with an isolated systematic position within the genus from the Colchic part of Turkey. Turk J Bot 42(2):224–232

Sesli E, Antonín V, Hughes K (2018b) *Marasmiellus istanbulensis* (Omphalotaceae), a new species from Belgrade Forest (İstanbul-Turkey). Plant Biosyst 152(4):666–673

Sesli E, Topçu SA (2016) A new genus record (*Tephroderma*) for the Turkish mycota. Biol Divers Conserv 9(2):202–206

Sesli E, Vizzini A (2017) Two new *Rhodocybe* species (sect. *Rufobrunnea*, Entolomataceae) from the East Black Sea coast of Turkey. Turk J Bot 41(2):200–210

Sesli E, Vizzini A, Contu M (2015) *Lyophyllum turcicum* (Agaricomycetes: Lyophyllaceae), a new species from Turkey. Turk J Bot 39(3):512–519

Sesli E, Vizzini A, Ercole E, Contu M (2016) *Clitolyophyllum akcaabatense* gen. nov., sp. nov. (Agaricales, Tricholomatineae); a new fan-shaped clitocyboid agaric from Turkey. Botany 94(2):73–80

Ševčíková H, Antonín V, Borovička J (2014) *Pluteus septocystidiatus*, a new species with unique pleurocystidia. Sydowia 66(2):229–239

Ševčíková H, Borovička J (2015) *Pluteus floccipes*, a new species from the Czech Republic. Sydowia 67:157–165

Sha T, Xu J, Palanichamy MG, Zhang H-B, Li T, Zhao Z-W, Zhang Y-P (2008) Genetic diversity of the endemic gourmet mushroom *Thelephora ganbajun* from south-western China. Microbiology 154(11):3460–3468

Shah Hussain MU, Najam-ul-Sehar Afshan HA, Junaid Khan ANK (2018) The genus *Coprinellus* (Basidiomycota; Agaricales) in Pakistan with the description of four new species. MycoKeys 39:41–61

Shao S-C, Buyck B, Hofstetter V, Tian X-F, Geng Y-H, Fu-Qiang Y, Liu P-G (2014) *Cantharellus hygrophorus*, a new species in subgenus *Afrocantharellus* from tropical southwestern China. Cryptogam Mycol 35(3):283–291

Shao S-C, Liu P-G, Tian X-F, Buyck B, Geng Y-H (2016a) A new species of *Cantharellus* (Cantharellales, Basidiomycota, Fungi) from subalpine forest in Yunnan, China. Phytotaxa 252(4):273–279

Shao S-C, Buyck B, Tian X-F, Liu P-G, Geng Y-H (2016b) *Cantharellus phloginus*, a new pink-colored species from southwestern China. Mycoscience 57(2):144–149

Shao S-C, Tian X-F, Liu P-G (2011) *Cantharellus* in southwestern China: a new species and a new record. Mycotaxon 116:437–446

Sharafudheen SA, Manimohan P (2018) A new species of *Marasmius* section *Globulares* from Kerala State, India. Phytotaxa 364(1):92–100

Sharma B (2016) Genus *Cyathus* Haller ex Pers. (Agaricomycetes) from Eastern Himalaya. Kavaka 47(1):20–26

Sharma VP, Kamal S, Upadhyay RC, Kumar S, Sanyal SK, Singh M (2015) Taxonomy, Phylogeny, Cultivation and Biological Activities of a *Lentinus* species from Andaman & Nicobar Islands (India). Emir J Food Agric 27(7):570–576

Sharp C (2011) A pocket guide to Mushrooms in Zimbabwe. Zimbabwe Directory Publishers, Bulawayo

Sharp C (2014) Other common species. A pocket guide to the mushrooms of Zimbabwe, vol 2. Zimbabwe Directory Publishers, Bulawayo

Shay JE, Desjardin DE, Perry BA, Grace CL, Newman DS (2017) Biodiversity and phylogeny of *Marasmius* (Agaricales, Basidiomycota) from Madagascar. Phytotaxa 292(2):101–149

Sheedy EM, Van de Wouw AP, Howlett BJ, May TW (2013) Multigene sequence data reveal morphologically cryptic phylogenetic species within the genus *Laccaria* in southern Australia. Mycologia 105(3):547–563

Sheedy EM, Van de Wouw AP, Howlett BJ, May TW (2015) Population genetic structure of the ectomycorrhizal fungus *Laccaria* sp. A resembles that of its host tree *Nothofagus cunninghamii*. Fungal Ecol 13:23–32

Shen L-L, Chen J-J, Wang M, Cui B-K (2016) Taxonomy and multigene phylogeny of *Haploporus* (Polyporales, Basidiomycota). Mycol Prog 15(7):731–742

Shen L-L, Cui B-K (2014) Morphological and molecular evidence for a new species of *Postia* (Basidiomycota) from China. Cryptogam Mycol 35(2):199–207

Shen L-L, Cui B-K, Dai Y-C (2014) A new species of *Postia* (Polyporales, Basidiomycota) from China based on morphological and molecular evidence. Phytotaxa 162(3):147–156

Shen L-L, Liu H-X, Cui B-K (2015) Morphological characters and molecular data reveal two new species of *Postia* (Basidiomycota) from China. Mycol Prog 14(3):7

Shen L-L, Wang M (2017) Morphological characteristics and molecular data reveal two new species of *Dentipellis* from China. Phytotaxa 323(1):69–76

Shen L-L, Wang M, Zhou J-L, Xing J-H, Cui B-K, Dai Y-C (2019) Taxonomy and phylogeny of *Postia*. Multi-gene phylogeny and taxonomy of the brown-rot fungi: *Postia* (Polyporales, Basidiomycota) and related genera. Persoonia-Molecular Phylogeny and Evolution of Fungi 42:101–126

Shen S, Ma X, Xu T-M, Zhao C-L (2018a) *Phlebia ailaoshanensis* sp. nov. (Polyporales, Basidiomycota) evidenced by morphological characters and phylogenetic analyses. Phytotaxa 373(3):184–196

Shen S, Xu T-M, Karakehian J, Zhao C-L (2018b) Morphological and molecular identification of a new species of *Perenniporia* (Polyporales, Basidiomycota) in North America. Phytotaxa 351(1):63–71

Shen Y-M, Chung W-H, Huang T-C, Rodeva R, Hung T-H (2018c) Unveiling *Gymnosporangium corniforme*, *G. unicorne*, and *G. niitakayamense* sp. nov. in Taiwan. Mycoscience 59(3):218–228

Shi G-Q et al (2012) Clusters of sudden unexplained death associated with the mushroom, *Trogia venenata*, in rural Yunnan Province, China. PLoS ONE 7(5):e35894

Shi S-F, Wang X-H, Bau T (2018) Three new species of *Lactarius* (Russulaceae, Russulales) from Northeast China. Mycoscience 59(3):206–217

Shi X-F, Liu P-G (2013) *Aureoboletus zangii* (Boletaceae), a new species from China. Mycotaxon 123(1):451–456

Shi X-F, Yu F-Q, Zhang R, Liu P-G (2016) Two new species of *Suillus* associated with larches in China. Mycotaxon 131(2):305–315

Shih Y-S, Chen C-Y, Lin W-W, Kao H-W (2014) *Mycena kentingensis*, a new species of luminous mushroom in Taiwan, with reference to its culture method. Mycol Prog 13(2):429–435

Shimono Y, Hiroi M, Takamatsu S (2014) The phylogeny of *Russula* section *Compactae* inferred from the nucleotide sequences of the rDNA large subunit and ITS regions. Bull Graduate School of Bioresources. Mie Univ 40:65–75

Shiono Y, Hiramatsu F, Murayama T, Koseki T, Funakoshi T (2008) Two cyathane-type diterpenoids from the liquid culture of *Strobilurus tenacellus*. Chem Biodivers 5(9):1811–1816

Shirouzu T, Hirose D, Oberwinkler F, Shimomura N, Maekawa N, Tokumasu S (2013a) Combined molecular and morphological data for improving phylogenetic hypothesis in Dacrymycetes. Mycologia 105(5):1110–1125

Shirouzu T, Hirose D, Tokumasu S (2007) Sequence analyses of the 28S rRNA gene D1/D2 region suggest *Dacrymyces* (Heterobasidiomycetes, Dacrymycetales) is polyphyletic. Mycoscience 48(6):388–394

Shirouzu T, Hirose D, Tokumasu S (2009) Taxonomic study of the Japanese Dacrymycetes. Persoonia 23:16–34

Shirouzu T, Hosaka K, Nam K-O, Weir B, Johnston P, Hosoya T (2017) Phylogenetic relationships of eight new Dacrymycetes collected from New Zealand. Persoonia 38:156–169

Shirouzu T, Ishikawa NK, Hirose D, Maekawa N (2013b) A new Amazonian species of *Calocera* with dendroid and multi-headed basidiocarp. Mycoscience 54(4):252–256

Shiryaev A, Zmitrovich I, Ezhov O (2018) Taxonomic and ecological structure of basidial macromycetes biota in polar deserts of the northern hemisphere. Contemp Probl Ecol 11(5):458–471

Shnyreva A, Shnyreva A (2015) Phylogenetic analysis of *Pleurotus* species. Russ J Genet 51(2):148–157

Si J, Dai Y-C (2016) Wood-decaying fungi in eastern Himalayas 5. Polypore diversity. Mycosystema 35(3):252–278

Šibanc N, Zalar P, Schroers H-J, Zajc J, Pontes A, Sampaio JP, Maček I (2018) *Occultifur mephitis* f.a., sp. nov. and other yeast species from hypoxic and elevated CO 2 mofette environments. Int J Syst Evol Microbiol 68:2285–2298

Siddiquee S, Yee WY, Taslima K, Fatihah NHN, Kumar SV, Hasan MM (2012) Sequence analysis of the ribosomal DNA internal transcribed spacer regions in *Termitomyces heimii* species. Ann Microbiol 62(2):797–803

Siegel N, Nguyen NH, Vellinga EC (2015) *Pholiota olivaceophylla*, a forgotten name for a common snowbank fungus, and notes on *Pholiota nubigena*. Mycotaxon 130(2):517–532

Sikaroodi M, Lawrey JD, Hawksworth DL, Depriest PT (2001) The phylogenetic position of selected lichenicolous fungi: *Hobsonia*, *Illosporium*, and *Marchandiomyces*. Mycol Res 105(4):453–460

Silva Md, Barreto RW, Pereira OL (2012) Fungal pathogens of'cat's claws' from Brazil for biocontrol of *Macfadyena unguis-cati*. Mycotaxon 119(1):181–195

Silva Md, Soares DJ, Barreto RW (2009) *Calidion bombacis*, a new combination for *Uredo bombacis* with the record of *Bombacopsisglabra* (Bombacaceae) as a new host from Brazil. Braz J Microbiol 40(1):79–81

Silva P, Guzman-Davalos L, Silveira R (2016) Cultural studies of *Psilocybe* sensu lato species (Agaricales, Strophariaceae). Mycosphere 7(5):531–544

Silva-Junior FCS, Wartchow F (2015) *Gymnopilus purpureograminicola* (Strophariaceae, Agaricomycetidae), a new species from Paraíba, Brazil. Nova Hedwigia 101(3–4):395–402

Simmons DR, Li Y, Bateman CC, Hulcr J (2016) *Flavodon ambrosius* sp. nov., a basidiomycetous mycosymbiont of *Ambrosiodmus ambrosia* beetles. Mycotaxon 131(2):277–285

Simonini G, Gelardi M, Vizzini A (2016) *Xerocomellus redeuilhii* sp. nov. RdM 59(2):123–127

Singh AP, Dhingra G, Kaur J (2010a) *Athelopsis parvispora* (Basidiomycetes), a new species from India. Mycotaxon 113(1):327–329

Singh AP, Dhingra GS, Singla N (2010b) A new species of *Phlebia* (Basidiomycetes) from India. Mycotaxon 112(1):21–24

Singh AP, Kaur J, Dhingra G (2012) *Clavulicium hallenbergii*, a new corticioid species from India. Mycotaxon 120(1):353–355

Singh AP, Priyanka G, Singla N (2010c) A new species of *Hyphoderma* (Basidiomycetes) from India. Mycotaxon 111(1):71–74

Singh S, Tyagi C, Dutt D, Upadhyaya J (2009) Production of high level of cellulase-poor xylanases by wild strains of white-rot fungus *Coprinellus disseminatus* in solid-state fermentation. New Biotechnol 26(3–4):165–170

Siquier JL, Salom JC (2018) Il Genere *Pholiotina* nelle Isole Baleari (Spagna)—I. *Pholiotina mediterranea* sp. nov. Riv Micol 60(3):213–236

Sjökvist E, Larsson E, Eberhardt U, Ryvarden L, Larsson K-H (2012) Stipitate stereoid basidiocarps have evolved multiple times. Mycologia 104(5):1046–1055

Sjökvist E, Pfeil BE, Larsson E, Larsson K-H (2014) Stereopsidales—a new order of mushroom-forming fungi. PLoS ONE 9(4):e95227

Skrede I, Carlsen T, Stensrud Ø, Kauserud H (2012) Genome wide AFLP markers support cryptic species in *Coniophora* (Boletales). Fungal Biol 116(7):778–784

Skrede I, Engh IB, Binder M, Carlsen T, Kauserud H, Bendiksby M (2011) Evolutionary history of Serpulaceae (Basidiomycota): molecular phylogeny, historical biogeography and evidence for a single transition of nutritional mode. BMC Evol Biol 11(1):230

Skrede I, Maurice S, Kauserud H (2013) Molecular characterization of sexual diversity in a population of *Serpula lacrymans*, a tetrapolar basidiomycete. G3 Genes Genomes Genetics 3(2):145–152

Smiderle FR, Carbonero ER, Sassaki GL, Gorin PA, Iacomini M (2008) Characterization of a heterogalactan: some nutritional values of the edible mushroom *Flammulina velutipes*. Food Chem 108(1):329–333

Smith ME, Amses KR, Elliott TF, Obase K, Aime MC, Henkel TW (2015) New sequestrate fungi from guyana: *Jimtrappea guyanensis* gen. sp. nov., *Castellanea pakaraimophila* gen. sp. nov, and *Costatisporus cyanescens* gen. sp. nov. (Boletaceae, Boletales). IMA Fungus 6(2):297–317

Smith ME, Henkel TW, Aime MC, Fremier AK, Vilgalys R (2011) Ectomycorrhizal fungal diversity and community structure on three co-occurring leguminous canopy tree species in a Neotropical rainforest. New Phytol 192(3):699–712

Smith ME, Henkel TW, Uehling JK, Fremier AK, Clarke HD, Vilgalys R (2013) The ectomycorrhizal fungal community in a Neotropical forest dominated by the endemic dipterocarp *Pakaraimaea dipterocarpacea*. PLoS ONE 8(1):e55160

Smith ME, Schmull M (2011) Tropical truffles: English translation and critical review of F. von Höhnel's truffles from Java. Mycol Prog 10(2):249–260

Soares A, Oliveira-Filho J, Gomes-Silva A, Ryvarden L, Gibertoni T (2018) Notes on some poroid Hymenochaetaceae from Brazil: one new species, two new combinations and one synonymy. Syn Fung 38:56–61

Soares AM, Gibertoni TB, Gomes-Silva AC, Medeiros PS, Sotão HM, Ryvarden L (2015) Validation of *Porogramme albocincta*

and new records of Polyporales from the Brazilian Amazonia. J Torrey Bot Soc 142(4):331–337

Solis K, Barriuso JJ, Garces-Claver A, Gonzalez V (2017) *Tulasnella tubericola* (Tulasnellaceae, Cantharellales, Basidiomycota): a new *Rhizoctonia*-like fungus associated with mycorrhizal evergreen oak plants artificially inoculated with black truffle (*Tuber melanosporum*) in Spain. Phytotaxa 317(3):175–187

Somrithipol S, Jones EG, Sommai S, Suetrong S, Mongkolsamrith S, Nathalang A, Pinruan U (2018) Laurobasidiaceae fam. nov. (Exobasidiales, Basidiomycota), a new family for fungi causing galls with aerial root-like outgrowths, with a new record from Thailand of *Laurobasidium hachijoense* on a new host, *Cinnamomum subavenium*. Phytotaxa 347(2):150–164

Song B, Li T, Li T, Huang Q, Deng W (2018a) *Phallus fuscoechinovolvatus* (Phallaceae, Basidiomycota), a new species with a dark spinose volva from southern China. Phytotaxa 334(1):19–27

Song J, Chen J-J, Wang M, Chen Y-Y, Cui B-K (2016a) Phylogeny and biogeography of the remarkable genus *Bondarzewia* (Basidiomycota, Russulales). Sci Rep 6:34568

Song J, Chen Y, Cui B, Liu H, Wang Y (2014a) Morphological and molecular evidence for two new species of *Laetiporus* (Basidiomycota, Polyporales) from southwestern China. Mycologia 106(5):1039–1050

Song J, Chen Y-Y, Cui B-K (2014b) Phylogeny and taxonomy of *Climacocystis* (Polyporales) in China. Cryptogam Mycol 35(3):221–232

Song J, Cui B-K (2017) Phylogeny, divergence time and historical biogeography of *Laetiporus* (Basidiomycota, Polyporales). BMC Evol Biol 17(1):102

Song J, Han M-L, Cui B-K (2015) *Fistulina subhepatica* sp. nov. from China inferred from morphological and sequence analyses. Mycotaxon 130(1):47–56

Song J, Liu X-Y, Wang M, Cui B-K (2016b) Phylogeny and taxonomy of the genus *Anomoloma* (Amylocorticiales, Basidiomycota). Mycol Prog 15(1):11

Song J, Sun Y-F, Ji X, Dai Y-C, Cui B-K (2018b) Phylogeny and taxonomy of *Laetiporus* (Basidiomycota, Polyporales) with descriptions of two new species from western China. MycoKeys 37:57–71

Song J, Xing J-H, Decock C, He X-L, Cui BK (2016c) Molecular phylogeny and morphology reveal a new species of *Amauroderma* (Basidiomycota) from China. Phytotaxa 260(1):47–56

Song J, Xing J-H, Ji X, Sun Y-F, Cui B-K, Dai Y-C (2018c) *Rigidotubus tephroleucus* gen. et sp. nov. (Cystostereaceae, Agaricales) evidenced by morphological characters and phylogenetic analyses. Phytotaxa 333(2):259–266

Song Y, Buyck B, Li J, Yuan F, Zhang Z, Qiu L (2018e) Two novel and a forgotten *Russula* species in sect. *Ingratae* (Russulales) from Dinghushan Biosphere Reserve in southern China. Cryptogam Mycol 39(3):341–358

Song Y, Zhang J-B, Li J-W, Qiu L-H (2018d) *Lactifluus sinensis* sp. nov. and *L. sinensis* var. *reticulatus* var. nov. (Russulaceae) from southern China. Nova Hedwigia 107(1–2):91–103

Song Y, Zhang J-B, Li J-W, Xia S-Y, Qiu L-H (2017) Phylogenetic and morphological evidence for *Lactifluus robustus* sp. nov. (Russulaceae) from southern China. Nova Hedwigia 105(3–4):519–528

Soni K, Verma R (2010) *Helicobasidium* root rot of teak in central India and its control measurers. J Trop For 26(3):3–7

Soop K, Dima B, Szarkándi JG, Cooper J, Papp T, Vágvölgyi C, Nagy LG (2016) *Psathyloma*, a new genus in Hymenogastraceae described from New Zealand. Mycologia 108(2):397–404

Sotome K, Akagi Y, Lee SS, Ishikawa NK, Hattori T (2013) Taxonomic study of *Favolus* and *Neofavolus* gen. nov. segregated from *Polyporus* (Basidiomycota, Polyporales). Fungal Divers 58(1):245–266

Sotome K, Hattori T, Ota Y, Lee SS, Vikineswary S, Abdullah N, Kakishima M (2009) Taxonomic study of Asian species of *Echinochaete* (Polyporaceae, Basidiomycota) and description of *E. maximipora* sp. nov. Mycol Prog 8(2):123–132

Sotome K, Hattori T, Ota Y, To-Anun C, Salleh B, Kakishima M (2008) Phylogenetic relationships of *Polyporus* and morphologically allied genera. Mycologia 100(4):603–615

Sotome K, Maekawa N, Nakagiri A, Lee SS, Hattori T (2014) Taxonomic study of Asian species of poroid Auriculariales. Mycol Prog 13(4):984

Sotome K, Matozaki T, Aimi T, Boonlue S (2016) *Polyporus thailandensis*, a new species of group *Polyporellus* in *Polyporus* (Polyporales, Agaricomycota) from Northeastern Thailand. Mycoscience 57(2):85–89

Sousa J, Baracho G, Baseia I (2015) *Geastrum laevisporum*: a new earthstar fungus with uncommon smooth spores. Mycosphere 6(4):501–507

Sousa JO et al (2017) More than one fungus in the pepper pot: Integrative taxonomy unmasks hidden species within *Myriostoma coliforme* (Geastraceae, Basidiomycota). PLoS ONE 12(6):e0177873

Souza ÉS, Chaves ZM, Soares WR, Pinho DB, Dianese JC (2015) *Uromyces hawksworthii* nom. nov. for *Aecidium goyazense*, on *Phthirusa stelis* (Loranthaceae) from the Brazilian Cerrado. IMA Fungus 6(1):155–162

Spatafora JW et al (2016) A phylum-level phylogenetic classification of zygomycete fungi based on genome-scale data. Mycologia 108(5):1028–1046

Specht P (2014) Trichterlinge ruderaler und nitrophiler Standorte. Z Mykol 80(1):11–42

Specht P et al (2014) Wissenschaftliche Ergebnisse des 3. Dünenpilzworkshops. Z Mykol 80(2):505–563

Species Fungorum (2019) http://www.speciesfungorum.org/Names/Names.asp. Accessed 31 Jan 2019

Spirin V (2016) Taxonomy and phylogeny of brown-rot fungi in the *Antrodia* complex (Polyporales, Basidiomycota). University of Helsinki, Helsinki

Spirin V, Kout J (2015) *Duportella lassa* sp. nov. from Northeast Asia. Mycotaxon 130:483–488

Spirin V, Kout J, Vlasák J (2015b) Studies in the *Truncospora ohiensis—T. ochroleuca* group (Polyporales, Basidiomycota). Nova Hedwigia 100(1–2):159–175

Spirin V, Malysheva V, Haelewaters D, Larsson K-H (2019a) Studies in the *Stypella vermiformis* group (Auriculariales, Basidiomycota). Antonie Leeuwenhoek 112(5):753–764

Spirin V, Malysheva V, Larsson K-H (2018a) On some forgotten species of *Exidia* and *Myxarium* (Auriculariales, Basidiomycota). Nord J Bot 36(3):e01601

Spirin V, Malysheva V, Trichies G, Savchenko A, Põldmaa K, Nordén J, Miettinen O, Larsson K-H (2018b) A preliminary overview of the corticioid *Atractiellomycetes* (Pucciniomycotina, Basidiomycetes). Fungal Syst Evol 2(1):311–340

Spirin V, Malysheva V, Yurkov A, Miettinen O, Larsson K-H (2018c) Studies in the *Phaeotremella foliacea* group (Tremellomycetes, Basidiomycota). Mycol Prog 17(4):451–466

Spirin V, Miettinen O, Pennanen J, Kotiranta H, Niemelä T (2013b) *Antrodia hyalina*, a new polypore from Russia, and *A. leucaena*, new to Europe. Mycol Prog 12(1):53–61

Spirin V, Runnel K, Vlasák J, Miettinen O, Põldmaa K (2015a) Species diversity in the *Antrodia crassa* group (Polyporales, Basidiomycota). Fungal Biol 119(12):1291–1310

Spirin V, Ryvarden L (2016) Some basidiomycetes (Aphyllophorales) from Mexico. Syn Fung 35:34–42

Spirin V, Ryvarden L, Miettinen O (2015b) Notes on Heterobasidiomycetes from St. Helena. Syn Fung 33:25–31
Spirin V, Vlasák J, Miettinen O (2017a) Studies in the *Antrodia serialis* group (Polyporales, Basidiomycota). Mycologia 109(2):217–230
Spirin V, Vlasák J, MiLakovsky B, Miettinen O (2015d) Searching for indicator species of old-growth spruce forests: studies in the genus *Jahnoporus* (Polyporales, Basidiomycota). Cryptogam Mycol 36(4):409–418
Spirin V, Vlasák J, Niemelä T, Miettinen O (2013a) What is *Antrodia* sensu stricto? Mycologia 105(6):1555–1576
Spirin V, Vlasák J, Rivoire B, Kotiranta H, Miettinen O (2016a) Hidden diversity in the *Antrodia malicola* group (Polyporales, Basidiomycota). Mycol Prog 15(5):51
Spirin V, Vlasák J, Rivoire B, Kout J, Kotiranta H, Miettinen O (2016b) Studies in the *Ceriporia purpurea* group (Polyporales, Basidiomycota), with notes on similar *Ceriporia* species. Cryptogam Mycol 37(4):421–435
Spirin V, Malysheva V, Roberts P, Trichies G, Savchenko A, Larsson K-H (2019b) A convolute diversity of the Auriculariales (Agaricomycetes, Basidiomycota) with sphaeropedunculate basidia. Nord J Bot 37:e02394
Spirin V, Volobuev S, Okun M, Miettinen O, Larsson K-H (2017b) What is the type species of *Phanerochaete* (Polyporales, Basidiomycota)? Mycol Prog 16(2):171–183
Sridhar KR (2012) Antibacterial activity of freshwater fungus *Ingoldiella hamata*. Adv Biotech 11:12–15
Stajich JE et al (2010) Insights into evolution of multicellular fungi from the assembled chromosomes of the mushroom *Coprinopsis cinerea* (*Coprinus cinereus*). PNAS 107(26):11889–11894
Stefani FO, Jones RH, May TW (2014) Concordance of seven gene genealogies compared to phenotypic data reveals multiple cryptic species in Australian dermocyboid *Cortinarius* (Agaricales). Mol Phylogenet Evol 71:249–260
Stensrud Ø, Orr RJ, Reier-Røberg K, Schumacher T, Høiland K (2014) Phylogenetic relationships in *Cortinarius* with focus on North European species. Karstenia 54(2):57–71
Stielow B et al (2011) Species delimitation in taxonomically difficult fungi: the case of *Hymenogaster*. PLoS ONE 6(1):e15614
Stott K, Desmerger C, Holford P (2005) Relationship among *Lepista* species determined by CAPS and RAPD. Mycol Res 109(2):205–211
Stubbe D, Le HT, Wang X-H, Nuytinck J, Van de Putte K, Verbeken A (2012a) The Australasian species of *Lactarius* subgenus *Gerardii* (Russulales). Fungal Divers 52(1):141–167
Stubbe D, Verbeken A (2012) *Lactarius* subg. *Plinthogalus*: the European taxa and American varieties of *L. lignyotus* re-evaluated. Mycologia 104(6):1490–1501
Stubbe D, Wang X, Verbeken A (2012b) New combinations in *Lactifluus*, 2: *L.* subg. *Gerardii*. Mycotaxon 119:483–485
Su D, Fu J, Zhou R, Yan X (2012) Severe outbreak of rust caused by *Coleosporium pulsatillae* detected on *Pulsatilla* spp. China. Plant Dis 96(5):768–768
Suarez F et al (2011) Breakthrough *Hormographiella aspergillata* infections arising in neutropenic patients treated empirically with caspofungin. J Clin Microbiol 49(1):461–465
Suárez V, Wright J, Calonge FD (2009) *Calvatia oblongispora* sp. nov. from Brazil, with close affinities to *C. sporocristata* from Costa Rica. Mycotaxon 108(1):323–327
Suárez-Santiago VN, Ortega A, Peintner U, López-Flores I (2009) Study on *Cortinarius* subgenus *Telamonia* section *Hydrocybe* in Europe, with especial emphasis on Mediterranean taxa. Mycol Res 113(10):1070–1090
Sugiyama J, Katumoto K (2008) 1831) Proposal to conserve the name *Mixia* against *Phytoceratiomyxa* (Basidiomycota. Taxon 57(3):991–992
Sugiyama J, Nishida H, Hosoya T, Kakishima M (2018) The enigmatic *Mixia osmundae* revisited: a systematic review including new distributional data and recent advances in its phylogeny and phylogenomics. Mycologia 110(1):179–191
Suh S-O, Maslov DA, Molestina RE, Zhou J-J (2012) *Microbotryozyma collariae* gen. nov., sp. nov., a basidiomycetous yeast isolated from a plant bug *Collaria oleosa* (Miridae). Antonie Leeuwenhoek 102(1):99–104
Suhara H, Kurogi S (2015) *Cantharellus cyphelloides* (Cantharellales), a new and unusual species from a Japanese evergreen broad-leaved forest. Mycol Prog 14(8):55
Suhara H, Maekawa N, Ushijima S, Kinjo K, Hoshi Y (2010) *Asterostroma* species (Basidiomycota) from mangrove forests in Japan. Mycoscience 51(1):75–80
Sultan MA, Khalid A, Hamid M (2008) Two new anamorphic rust fungi from northern areas of Pakistan. Mycotaxon 105:23–27
Sulzbacher M, Coelho G, Cortez V (2009) Studies on cyphelloid fungi in Southern Brazil. The genus *Phaeosolenia* Speg. Bol Soc Micol Madr 33:91–96
Sulzbacher MA, Grebenc T, Cabral TS, Giachini AJ, Goto BT, Smith ME, Baseia IG (2016a) *Restingomyces*, a new sequestrate genus from the Brazilian Atlantic rainforest that is phylogenetically related to early-diverging taxa in Trappeaceae (Phallales). Mycologia 108(5):954–966
Sulzbacher MA, Sousa JO, Cortez VG, Giachini AJ, Baseia IG (2016b) *Sclerogaster araripensis*, a new hypogeous fungus from the upland wet forest enclaves of northeast Brazil. Sydowia 68:107–111
Sun L-Y, Sun X, Guo L-D (2018) *Capitulocladosporium clinodiplosidis* gen. et sp. nov., a hyphomyceteous ustilaginomycete from midge. Mycol Prog 17(3):307–318
Šutara J (2008) *Xerocomus* s.l. in the light of the present state of knowledge. Czech Mycol 60(1):29–62
Šutara J, Janda V, Kříž M, Graca M, Kolařík M (2014) Contribution to the study of genus *Boletus*, section *Appendiculati*: *Boletus roseogriseus* sp. nov. and neotypification of *Boletus fuscoroseus* Smotl. Czech Mycol 66(1):1–37
Suzuki T et al (2013) A new omics data resource of *Pleurocybella porrigens* for gene discovery. PLoS ONE 8(7):e69681
Syed K, Yadav JS (2012) P450 monooxygenases (P450ome) of the model white rot fungus *Phanerochaete chrysosporium*. Crit Rev Microbiol 38(4):339–363
Sysouphanhong P, Hyde KD, Chukeatirote E, Bahkali AH, Vellinga E (2012) *Lepiota* (Agaricales) in Northern Thailand-2 *Lepiota* Section *Lepiota*. Cryptogam Mycol 33(1):25–43
Sysouphanthong P, Bouamanivong S, Salichanh T, Xaybouangeun N, Sucharitakul P, Osathanunkul M, Suwannapoom C (2018) *Leucoagaricus houaynhangensis* (Agaricaceae), A New Yellowish-green Species from Lao People's Democratic Republic. Chiang Mai J Sci 45(3):1287–1295
Sysouphanthong P, Hyde K, Chukeatirote E, Vellinga E (2011) A review of genus *Lepiota* and its distribution in east Asia. Curr Res Environ Appl Mycol J Fungal Biol 2:161–176
Sysouphanthong P, Hyde KD, Vellinga EC, Chukeatirote E (2013a) Diversity of *Lepiota* (Agaricales) in northern Thailand. Mycology 4(1):22–28
Sysouphanthong P, Hyde KD, Chukeatirote E, Bahkali AH, Vellinga EC (2013b) *Verrucospora vulgaris* (Agaricaceae, Agaricales), a Rare Tropical Species and a New Record for Thailand. Chiang Mai J Sci 40(2):289–293
Szarkándi JG et al (2017) The genus *Parasola*: phylogeny and the description of three new species. Mycologia 109(4):620–629
Szczepkowski A (2010) *Sarcodontia crocea* (Polyporales, Basidiomycota) in Poland–distribution and decay ability in laboratory conditions. Pol Bot J 55(2):489–498

Takahashi H (2007) Five new species of the Boletaceae from Japan. Mycoscience 48(2):90–99

Takahashi H (2011) Two new species of Agaricales and a new Japanese record for *Chaetocalathus fragilis* from Ishigaki Island, a southwestern island of Japan. Mycoscience 52(6):392–400

Takahashi H, Degawa Y (2011) Two new species of Agaricales and a new Japanese record for *Boletellus betula* from Japan. Mycoscience 52(5):312–318

Takahashi H, Taneyama Y, Degawa Y (2013) Notes on the boletes of Japan 1. Four new species of the genus *Boletus* from central Honshu, Japan. Mycoscience 54(6):458–468

Takahashi H et al (2016) The Agaric flora in Southwestern Japan. Tokai Daigaku, Kanagawa, pp 11–349

Takahashi H, Taneyama Y, Koyama A (2011) *Boletus kermesinus*, a new species of *Boletus* section *Luridi* from central Honshu. Japan. Mycoscience 52(6):419–424

Takashima M et al (2019) Recognition and delineation of yeast genera based on genomic data: Lessons from Trichosporonales. Fungal Genet Biol 130:31–42

Takashima M, Sriswasdi S, Manabe RI, Ohkuma M, Sugita T, Iwasaki W (2018) A Trichosporonales genome tree based on 27 haploid and three evolutionarily conserved 'natural' hybrid genomes. Yeast 35(1):99–111

Tan C-S, Ng S-T, Tan J (2013) Two new species of *Lignosus* (Polyporaceae) from Malaysia—*L. tigris* and *L. cameronensis*. Mycotaxon 123(1):193–204

Tan M-K, Collins D, Chen Z, Englezou A, Wilkins MR (2014) A brief overview of the size and composition of the myrtle rust genome and its taxonomic status. Mycology 5(2):52–63

Tang L-P, Cai Q, Lee S-S, Buyck B, Zhang P, Yang Z-L (2015) Taxonomy and phylogenetic position of species of *Amanita* sect. *Vaginatae* s.l. from tropical Africa. Mycol Prog 14(6):39

Tang L-P, Hao Y-J, Cai Q, Tolgor B, Yang ZL (2014) Morphological and molecular evidence for a new species of *Rhodotus* from tropical and subtropical Yunnan. China. Mycol Prog 13(1):45–53

Tchoumi JT, Coetzee MPA, Rajchenberg M, Wingfield MJ, Roux J (2018) Three *Ganoderma* species, including *Ganoderma dunense* sp. nov., associated with dying *Acacia cyclops* trees in South Africa. Australas Plant Pathol 47(4):431–447

Tedersoo L, Bahram M, Ryberg M, Otsing E, Kõljalg U, Abarenkov K (2014) Global biogeography of the ectomycorrhizal/sebacina lineage (Fungi, Sebacinales) as revealed from comparative phylogenetic analyses. Mol Ecol 23(16):4168–4183

Tedersoo L, May TW, Smith ME (2010) Ectomycorrhizal lifestyle in fungi: global diversity, distribution, and evolution of phylogenetic lineages. Mycorrhiza 20(4):217–263

Tedersoo L et al (2018) High-level classification of the Fungi and a tool for evolutionary ecological analyses. Fungal Divers 90(1):135–159

Tedersoo L, Suvi T, Beaver K, Saar I (2007) Ectomycorrhizas of *Coltricia* and *Coltriciella* (Hymenochaetales, Basidiomycota) on Caesalpiniaceae, Dipterocarpaceae and Myrtaceae in Seychelles. Mycol Prog 6(2):101–107

Telleria MT, Dueñas M, Beltrán E, Rodríguez-Armas JL, Melo I (2008a) *Gloeodontia xerophila* (Aphyllophorales, Basidiomycota), a new species with corticioid basidioma from the Canary Islands. Mycologia 100(4):673–676

Telleria MT, Duenas M, Beltrán-Tejera E, Rodríguez-Armas JL, Martín MP (2012a) A new species of *Hyphoderma* (Meruliaceae, Polyporales) and its discrimination from closely related taxa. Mycologia 104(5):1121–1132

Telleria MT, Dueñas M, Martín MP (2014) *Sistotremastrum chilensis* (Trechisporales, Basidiomycota), a new species from Chilean Patagonia. Phytotaxa 158(1):93–98

Telleria MT, Dueñas M, Martín MP (2017) Three new species of hydnophlebia (polyporales, basidiomycota) from the Macaronesian Islands. MycoKeys 27:39–64

Telleria MT, Dueñas M, Melo I, Beltrán-Tejera E, Rodríguez-Armas JL, Salcedo I, Martín MP (2012b) *Gloeocystidiellum kenyense* in Azores and Madeira. Mycotaxon 119(1):337–343

Telleria MT, Dueñas M, Melo I, Martín MP (2010a) Morphological and molecular studies of *Hyphodermella* in the Western Mediterranean area. Mycol Prog 9(4):585–596

Telleria MT, Duenas M, Melo I, Hallenberg N, Martín MP (2010b) A re-evaluation of *Hypochnicium* (Polyporales) based on morphological and molecular characters. Mycologia 102(6):1426–1436

Telleria MT, Dueñas M, Melo I, Salcedo I, Martín MP (2015) Spelling out Jaapia species. Mycol Prog 14(8):57

Telleria MT, Melo I, Dueñas M (2008b) *Resinicium aculeatum*, a new species of corticiaceous fungi from Equatorial Guinea. Nova Hedwigia 87(1):195–200

Telleria MT, Melo I, Dueñas M, Larsson K-H, Martín MPP (2013a) Molecular analyses confirm *Brevicellicium* in Trechisporales. IMA fungus 4(1):21–28

Telleria MT, Melo I, Dueñas M, Salcedo I, Beltrán-Tejera E, Rodríguez-Armas JL, Martín MP (2013b) *Sistotremastrum guttuliferum*: a new species from the Macaronesian islands. Mycol Prog 12(4):687–692

Terashima Y, Takahashi H, Taneyama Y (2016) The fungal flora in southwestern Japan: Agarics and boletes. Tokai University Press, Tokyo

Tervonen K, Spirin V, Halme P (2015) Redescription of *Mycorrhaphium pusillum*, a poorly known hydnoid fungus. Mycotaxon 130(2):549–554

Thanh VN, Hai DA, Hien DD, Takashima M, Lachance M-A (2012) *Moniliella carnis* sp. nov. and *Moniliella dehoogii* sp. nov., two novel species of black yeasts isolated from meat processing environments. Int J Syst Evol Microbiol 62(12):3088–3094

Thanh VN, Hien DD, Thom TT (2013) *Moniliella byzovii* sp. nov., a chlamydospore-forming black yeast isolated from flowers. Int J Syst Evol Microbiol 63(3):1192–1196

Thanh VN, Hien DD, Yaguchi T, Sampaio JP, Lachance M-A (2018) *Moniliella sojae* sp. nov., a species of black yeasts isolated from Vietnamese soy paste (tuong), and reassignment of *Moniliella suaveolens* strains to *Moniliella pyrgileucina* sp. nov., *Moniliella casei* sp. nov. and *Moniliella macrospora* emend. comb. nov. Int J Syst Evol Microbiol 68(5):1806–1814

Thaung M (2009) A new species of *Uromyces* (Pucciniales) on *Trichosanthes* (Cucurbitaceae) from Burma. Australas Mycol 28(2/3):43–44

Thomas KA, Peintner U, Moser MM, Manimohan P (2002) *Anamika*, a new mycorrhizal genus of Cortinariaceae from India and its phylogenetic position based on ITS and LSU sequences. Mycol Res 106(2):245–251

Thongbai B, Miller SL, Stadler M, Wittstein K, Hyde KD, Lumyong S, Raspé O (2017a) Study of three interesting *Amanita* species from Thailand: morphology, multiple-gene phylogeny and toxin analysis. PLoS ONE 12(8):e0182131

Thongbai B, Surup F, Mohr K, Kuhnert E, Hyde KD, Stadler M (2013) Gymnopalynes A and B, chloropropynyl-isocoumarin antibiotics from cultures of the basidiomycete *Gymnopus* sp. J Nat Prod 76(11):2141–2144

Thongbai B, Tulloss RE, Miller SL, Hyde KD, Chen J, Zhao R, Raspe O (2016) A new species and four new records of *Amanita* (Amanitaceae; Basidiomycota) from Northern Thailand. Phytotaxa 286(4):211–231

Thongbai B et al (2017b) Successful cultivation of a valuable wild strain of *Lepista sordida* from Thailand. Mycol Prog 16(4):311–323

Thongklang N et al (2014) Morphological and molecular characterization of three *Agaricus* species from tropical Asia (Pakistan, Thailand) reveals a new group in section *Xanthodermatei*. Mycologia 106(6):1220–1232

Thorn RG, Kim JI, Lebeuf R, Voitk A (2017) The golden chanterelles of Newfoundland and Labrador: a new species, a new record for North America, and a lost species rediscovered. Botany 95(6):547–560

Thorn RG, Moncalvo J-M, Reddy C, Vilgalys R (2000) Phylogenetic analyses and the distribution of nematophagy support a monophyletic Pleurotaceae within the polyphyletic pleurotoid-lentinoid fungi. Mycologia 92(2):241–252

Tian E-J, Bau T (2013) *Pholiota virescens*, a new species from China. Mycotaxon 121(1):153–157

Tian E-J, Bau T (2014) *Stropharia jilinensis*, a new species (Strophariaceae, Agaricales) from China. Nova Hedwigia 99(1–2):271–276

Tian E-J, Bau T, Ding Y-X (2016) A new species of *Pholiota* subgenus *Flammuloides* section *Lubricae* (Strophariaceae, Agaricales) from Tibet. China. Phytotaxa 286(3):153–160

Tian X-F, Buyck B, Shao S-C, Liu P-G, Fang Y (2012) *Cantharellus zangii*, a new subalpine basidiomycete from southwestern China. Mycotaxon 120(2):99–103

Tian X-M, Yu H-Y, Zhou L-W, Decock C, Vlasák J, Dai Y-C (2013) Phylogeny and taxonomy of the *Inonotus linteus* complex. Fungal Divers 58(1):159–169

Tibpromma S et al (2018) Identification of endophytic fungi from leaves of Pandanaceae based on their morphotypes and DNA sequence data from southern Thailand. MycoKeys 33:25–67

Tibpromma S et al (2017) Fungal diversity notes 491–602: taxonomic and phylogenetic contributions to fungal taxa. Fungal Divers 83(1):1–261

Tibuhwa DD (2012) *Termitomyces* species from Tanzania, their cultural properties and unequalled basidiospores. Journal of Biology and Life Science 3(1):140–159

Tibuhwa DD, Buyck B, Kivaisi AK, Tibell L (2008) *Cantharellus fistulosus* sp. nov. from Tanzania. Cryptogam Mycol 29(2):129–135

Tkalčec Z, Mešić A (2008) *Gloiocephala cerkezii*, a new species from Croatia. Mycologia 100(2):320–324

Tkalčec Z, Mešić A (2013) Studies of two Corner types (*Marasmius nigroimplicatus* and *M. subrigidichorda*) and new *Gymnopus* combinations. Mycotaxon 123:419–429

Tkalčec Z, Mešić A, Čerkez M (2011) *Galerella nigeriensis* (Agaricales), a new species from tropical Africa. Mycotaxon 114(1):263–270

Tkalčec Z, Mešić A, Deng C-Y, Pleše B, Ćetković H (2015) *Hymenoporus paradoxus* gen. et sp. nov., a striking fungus of the family Omphalotaceae (Agaricales, Basidiomycota) with tubular hymenophore. Phytotaxa 204(3):203–212

Tkalčec Z, Mešić A, Hausknecht A (2009) Two new taxa of Bolbitiaceae (Agaricales) from Croatia. Mycotaxon 107:249–258

Tokuda S, Hattori T, Dai Y-C, Ota Y, Buchanan PK (2009) Three species of *Heterobasidion* (Basidiomycota, Hericiales), *H. parviporum*, *H. orientale* sp. nov. and *H. ecrustosum* sp. nov. from East Asia. Mycoscience 50(3):190–202

Tolgor B, Yu L, Xin J (2013) Two New Records of the Genus *Ripartites* from China. J Northeast For Univ 41(1):122–123

Tomaszewska A, Luszczynski J, Lechowicz L, Chrapek M (2015) Selected rare and protected macrofungi (Agaricomycetes) as bioindicators of communities of xerothermic vegetation in the Nida Basin. Acta Mycol 50(1):1058

Tomsovský M (2015) *Sanghuangporus pilatii*, a new combination, revealed as European relative of Asian medicinal fungi. Phytotaxa 239(1):082–088

Tomsovský M (2016) *Sarcodontia crocea* (Basidiomycota, Polyporales) is unrelated to *Spongipellis*. Phytotaxa 288(2):197–200

Tomšovský M (2008) Molecular phylogeny and taxonomic position of *Trametes cervina* and description of a new genus *Trametopsis*. Czech Mycol 60(1):1–11

Tomšovský M (2012) Delimitation of an almost forgotten species *Spongipellis litschaueri* (Polyporales, Basidiomycota) and its taxonomic position within the genus. Mycol Prog 11(2):415–424

Tomsovský M, Jankovský L (2008) Validation and typification of *Laetiporus montanus*. Mycotaxon 106:289–295

Tomšovský M, Kolařík M, Pažoutová S, Homolka L (2006) Molecular phylogeny of European *Trametes* (Basidiomycetes, Polyporales) species based on LSU and ITS (nrDNA) sequences. Nova Hedwigia 82(3–4):269–280

Tomšovský M, Menkis A, Vasaitis R (2010a) Phylogenetic relationships in European *Ceriporiopsis* species inferred from nuclear and mitochondrial ribosomal DNA sequences. Fungal Biol 114(4):350–358

Tomšovský M, Sedlák P, Jankovský L (2010b) Species recognition and phylogenetic relationships of European *Porodaedalea* (Basidiomycota, Hymenochaetales). Mycol Prog 9(2):225–233

Toome M, Aime M (2015) Reassessment of rust fungi on weeping willows in the Americas and description of *Melampsora ferrinii* sp. nov. Plant Pathol 64(1):216–224

Toome M, Aime MC (2014) *Pycnopulvinus aurantiacus* gen. et sp. nov., a new sporocarp-forming member of Pucciniomycotina. MycoKeys 8:43–50

Toome M et al (2014) Genome sequencing provides insight into the reproductive biology, nutritional mode and ploidy of the fern pathogen *Mixia osmundae*. New Phytol 202(2):554–564

Toome M, Roberson RW, Aime MC (2013) *Meredithblackwellia eburnea* gen. et sp. nov., Kriegeriaceae fam. nov. and Kriegeriales ord. nov.—toward resolving higher-level classification in Microbotryomycetes. Mycologia 105(2):486–495

Torres-Torres MG, Guzman-Davalos L, Gugliotta AdM (2008) *Ganoderma vivianimercedianum* sp. nov. and the related species. G. perzonatum. Mycotaxon 105:447–454

Tóth A, Hausknecht A, Krisai-Greilhuber I, Papp T, Vágvölgyi C, Nagy LG (2013) Iteratively refined guide trees help improving alignment and phylogenetic inference in the mushroom family Bolbitiaceae. PLoS ONE 8(2):e56143

Trappe JM, Castellano MA, Halling RE, Osmundson TW, Binder M, Fechner N, Malajczuk N (2013) Australasian sequestrate fungi 18: *Solioccasus polychromus* gen. & sp. nov., a richly colored, tropical to subtropical, hypogeous fungus. Mycologia 105(4):888–895

Trappe JM, Kovács GM, Claridge AW (2010) Comparative taxonomy of desert truffles of the Australian outback and the African Kalahari. Mycol Prog 9(1):131–143

Trappe MJ, Smith ME, Hobbie EA (2015) Exploring the phylogenetic affiliations and the trophic mode of *Sedecula pulvinata* (Sedeculaceae). Mycologia 107(4):688–696

Trendel JM, Hampe F, Verbeken A (2018) *Russula vinosoflavescens* sp. nov., from deciduous forests of Northern Alsace, France. Mycotaxon 132(4):707–721

Trierveiler-Pereira L, Baltazar JM, Da Silveira RMB (2017) Clarifying the typification of *Tulostoma dumeticola* (Agaricaceae, Basidiomycota). Phytotaxa 296(3):292–294

Trierveiler-Pereira L, da Silveira RMB, Hosaka K (2014a) Multigene phylogeny of the Phallales (Phallomycetidae, Agaricomycetes) focusing on some previously unrepresented genera. Mycologia 106(5):904–911

Trierveiler-Pereira L, Gomes-Silva AC, Baseia IG (2009) Notes on gasteroid fungi of the Brazilian Amazon rainforest. Mycotaxon 110(1):73–80

Trierveiler-Pereira L, Honaiser LP, da Silveira RMB (2018) Diversity of gasteroid fungi (Agaricomycetes, Basidiomycota) from the Brazilian Pampa Biome. Nova Hedwigia 106(3–4):305–324

Trierveiler-Pereira L, Kreisel H, Baseia IG (2010) New data on puffballs (Agaricomycetes, Basidiomycota) from the Northeast Region of Brazil. Mycotaxon 111(1):411–421

Trierveiler-Pereira L, Meijer AA, Hosaka K, Silveira RMB (2014b) Updates on *Protubera* (Protophallaceae, Phallales) and additional notes on *P. maracuja*. Mycoscience 55(1):35–42

Trierveiler-Pereira L, Wilson AW, da Silveira RMB, Domínguez LS (2013) Costa Rican gasteromycetes (Basidiomycota, Fungi): Calostomataceae, Phallaceae and Protophallaceae. Nova Hedwigia 96(3–4):533–544

Trochine A et al (2017) Description of *Dioszegia patagonica* sp. nov., a novel carotenogenic yeast isolated from cold environments. Int J Syst Evol Microbiol 67(11):4332–4339

Truong C et al (2017a) How to know the fungi: combining field inventories and DNA-barcoding to document fungal diversity. New Phytol 214(3):913–919

Truong C, Sánchez-Ramírez S, Kuhar F, Kaplan Z, Smith ME (2017b) The Gondwanan connection–Southern temperate *Amanita* lineages and the description of the first sequestrate species from the Americas. Fungal Biol 121(8):638–651

Tsuji M, Tanabe Y, Vincent WF, Uchida M (2018) *Mrakia arctica* sp. nov., a new psychrophilic yeast isolated from an ice island in the Canadian High Arctic. Mycoscience 59(1):54–58

Tsuji M, Tanabe Y, Vincent WF, Uchida M (2019) *Mrakia hoshinonis* sp. nov., a novel psychrophilic yeast isolated from a retreating glacier on Ellesmere Island in the Canadian High Arctic. Int J Syst Evol Microbiol 69(4):944–948

Tsuji M, Tsujimoto M, Imura S (2017) *Cystobasidium tubakii* and *Cystobasidium ongulense*, new basidiomycetous yeast species isolated from East Ongul Island. East Antarctica. Mycoscience 58(2):103–110

Tulloss RE, Halling RE, Mueller GM (2011) Studies in *Amanita* (Amanitaceae) of Central America. 1. Three new species from Costa Rica and Honduras. Mycotaxon 117(1):165–205

Tulloss RE et al (2016) The genus *Amanita* should not be split. Amanitaceae 1(3):1–16

Tura D, Zmitrovich I, Wasser S, Spirin W, Nevo E (2011b) Biodiversity of the Heterobasidiomycetes and non-gilled Hymenomycetes (former Aphyllophorales) of Israel. Издательский Центр « Академия»

Turchetti B et al (2011) Psychrophilic yeasts from Antarctica and European glaciers: description of *Glaciozyma* gen. nov., *Glaciozyma martinii* sp. nov. and *Glaciozyma watsonii* sp. nov. Extremophiles 15(5):573

Turchetti B, Selbmann L, Gunde-Cimerman N, Buzzini P, Sampaio JP, Zalar P (2018) *Cystobasidium alpinum* sp. nov. and *Rhodosporidiobolus oreadorum* sp. nov. from European Cold Environments and Arctic Region. Life 8(2):9

Uehling JK, Henkel TW, Aime MC, Vilgalys R, Smith ME (2012a) New species and distribution records for *Clavulina* (Cantharellales, Basidiomycota) from the Guiana Shield, with a key to the lowland neotropical taxa. Fungal Biol 116(12):1263–1274

Uehling JK, Henkel TW, Aime MC, Vilgalys R, Smith ME (2012b) New species of *Clavulina* (Cantharellales, Basidiomycota) with resupinate and effused basidiomata from the Guiana Shield. Mycologia 104(2):547–556

Uhart M, Albertó E (2009) Mating tests in *Agrocybe cylindracea* sensu lato. Recognition of *Agrocybe wrightii* as a novel species. Mycol Prog 8(4):337

Uhem BD (2010) Deux corticiés nouveaux méditerranéens à spores allantoïdes. Cryptogam Mycol 31(2):143–152

Uljé C (2005) 1. Coprinus Pers. Flora agaricina neerlandica

Ullah S, Vizzini A, Fiaz M, Ur Rehman H, Sher H, Khalid AN (2019) *Strobilomyces longistipitatus* (Boletaceae) newly recorded from Hindukush and Himalayan moist temperate forests of Pakistan. Nova Hedwigia 108(1–2):243–254

Ullah Z, Jabeen S, Ahmad H, Khalid AN (2018) *Inocybe pakistanensis*, a new species in section *Rimosae* s. str. from Pakistan. Phytotaxa 348(4):279–288

Uniyal P, Das K, Adhikari S, Singh U, Mehmood T (2016) *Lactifluus rajendrae* sp. nov. (Russulaceae) from India. Phytotaxa 278(3):257–264

Uniyal P, Das K, Bhatt R (2018) Two novel species of *Lactarius* subgenus *Plinthogalus* from Uttarakhand Himalaya. Phytotaxa 338(3):255–264

Urbina H, Aime MC (2018) A closer look at Sporidiobolales: Ubiquitous microbial community members of plant and food biospheres. Mycologia 110(1):79–92

Ushijima S, Nagasawa E, Kigawa S, Maekawa N (2015) A new species of *Dactylosporina* (Physalacriaceae, Agaricales) from Japan. Mycoscience 56(1):10–13

Ushijima S, Nagasawa E, Suhara H, Maekawa N (2012) The genus *Ponticulomyces* (Physalacriaceae, Agaricales) from Japan. Mycoscience 53(2):156–160

Vadthanarat S, Lumyong S, Raspe O (2017) First record of *Albatrellus* (Russulales, Albatrellaceae) from Thailand. Phytotaxa 317(2):104–112

Vadthanarat S, Raspé O, Lumyong S (2018) Phylogenetic affinities of the sequestrate genus *Rhodactina* (Boletaceae), with a new species, *R. rostratispora* from Thailand. MycoKeys 29:63–80

Vainio EJ, Hakanpää J, Dai Y-C, Hansen E, Korhonen K, Hantula J (2011) Species of *Heterobasidion* host a diverse pool of partitiviruses with global distribution and interspecies transmission. Fungal Biol 115(12):1234–1243

Valenzuela R, Raymundo T, Cifuentes J (2013a) El género *Inonotus* s.l. (Hymenochaetales: Agaricomycetes) en México. Rev Mex Biodivers 84:70–90

Valenzuela R, Raymundo T, Cifuentes J, Castillo G, Amalfi M, Decock C (2011) Two undescribed species of *Phylloporia* from Mexico based on morphological and phylogenetic evidence. Mycol Prog 10(3):341–349

Valenzuela R, Raymundo T, Cifuentes J, Esqueda M, Amalfi M, Decock C (2012) *Coltriciella sonorensis* sp. nov. (Basidiomycota, Hymenochaetales) from Mexico: evidence from morphology and DNA sequence data. Mycol Prog 11(1):181–189

Valenzuela R, Raymundo T, Decock C, Esqueda M (2013b) Aphyllophoroid fungi from Sonora, México 2. New records from Sierra de Álamos–Río Cuchujaqui Biosphere Reserve. Mycotaxon 122(1):51–59

Vampola P, Vlasák J (2011) *Antrodiella niemelaei*, a new polypore species related to *Antrodiella americana*. Czech Mycol 63:195–201

Vampola P, Vlasák J (2012) *Rigidoporus pouzarii*, a new polypore species related to *Rigidoporus crocatus*. Czech Mycol 64(1):3–11

Van de Putte K, Kesel Ad, Nuytinck J, Verbeken A (2009) A new *Lactarius* species from Togo with an isolated phylogenetic position. Cryptogam Mycol 30(1):39–44

Van de Putte K, Nuytinck J, Das K, Verbeken A (2012) Exposing hidden diversity by concordant genealogies and morphology—a study of the *Lactifluus volemus* (Russulales) species complex in Sikkim Himalaya (India). Fungal Divers 55(1):171–194

Van de Putte K, Nuytinck J, De Crop E, Verbeken A (2016) *Lactifluus volemus* in Europe: three species in one–revealed by a multilocus genealogical approach, Bayesian species delimitation and morphology. Fungal Biol 120(1):1–25

Van de Putte K, Nuytinck J, Stubbe D, Le HT, Verbeken A (2010) *Lactarius volemus* sensu lato (Russulales) from northern

Thailand: morphological and phylogenetic species concepts explored. Fungal Divers 45(1):99–130
Van der Linde S, Haller S (2013) Obtaining a spore free fungal community composition. Fungal Ecol 6(6):522–526
Van der Merwe M, Ericson L, Walker J, Thrall PH, Burdon JJ (2007) Evolutionary relationships among species of *Puccinia* and *Uromyces* (Pucciniaceae, Uredinales) inferred from partial protein coding gene phylogenies. Mycol Res 111(2):163–175
Van Der Merwe MM, Walker J, Ericson L, Burdon JJ (2008) Coevolution with higher taxonomic host groups within the *Puccinia/Uromyces* rust lineage obscured by host jumps. Mycol Res 112(12):1387–1408
van Waveren LL, Llistosella J (2010) *Entoloma trichomarginatum*, a new species of subgenus *Leptonia* (Entolomataceae) from Spain. Mycotaxon 111:31–38
Vanderweyen A, Fraiture A (2009) Catalogue des Uredinales de Belgique, 1re partie, Chaconiaceae, Coleosporiaceae, Cronartiaceae, Melampsoraceae, Phragmidiaceae, Pucciniastraceae, Raveneliaceae et Uropyxidaceae. Lejeunia, Revue de Botanique 183(38):13–14
Vánky K (2008) *Restilago capensis* gen. et sp. nov., an ascomycetous smut fungus. Mycologia Balc 5:69–72
Vánky K (2009) *Ustacystis waldsteiniae*, a remarkable smut fungus (Ustilaginomycetes). Mycologia Balc 6(1/2):67–72
Vánky K (2011) *Bambusiomyces*, a new genus of smut fungi (Ustilaginomycetes). Mycologia Balc 8:141–145
Vánky K (2012) Smut fungi of the world. American Phytopathological Society, Saint Paul
Vanky K (2004) Taxonomic studies on Ustilaginomycetes-24. Mycotaxon 89(1):55–118
Vánky K, Lutz M, Bauer R (2008) About the genus *Thecaphora* (Glomosporiaceae) and its new synonyms. Mycol Prog 7(1):31–39
Vanky K, Shivas RG (2013) *Aizoago*, a new genus, and two new species of smut fungi (Ustilaginales) on *Tetragonia* (Aizoaceae) in Australia. Mycobiota 1:1–7
Vanky K, Shivas RG, Barrett MD, Lutz M (2013) Eriocortex eriocauli, gen. et sp. nov. (Ustilaginomycetes) from Australia. Mycobiota 1:9–16
Ványolós A et al (2016) Gymnopeptides A and B, cyclic octadecapeptides from the mushroom *Gymnopus fusipes*. Org Lett 18(11):2688–2691
Varga T et al (2019) Megaphylogeny resolves global patterns of mushroom evolution. Nat Ecol Evol 3:668–678
Vargas-Isla R, Capelari M, Menolli N Jr, Nagasawa E, Tokimoto K, Ishikawa NK (2015) Relationship between *Panus lecomtei* and *P. strigellus* inferred from their morphological, molecular and biological characteristics. Mycoscience 56(6):561–571
Vartiamäki H (2009) The efficacy and potential risks of controlling sprouting in Finnish birches (*Betula* spp.) with the fungal decomposer *Chondrostereum purpureum*. University of Helsinki, Helsinki
Vasighzadeh A, Zafari D, Selçuk F, Hüseyin E, Kurşat M, Lutz M, Piątek M (2014) Discovery of *Thecaphora schwarzmaniana* on *Rheum ribes* in Iran and Turkey: implications for the diversity and phylogeny of leaf smuts on rhubarbs. Mycol Prog 13(3):881–892
Vašutová M, Antonín V, Urban A (2008) Phylogenetic studies in *Psathyrella* focusing on sections *Pennatae* and *Spadiceae*—new evidence for the paraphyly of the genus. Mycol Res 112(10):1153–1164
Vauras J (2009) *Tricholomopsis osiliensis*, a new agaric species from Estonia. Folia Cryptog Estonica 45:87–89
Vauras J, Larsson E (2012) *Inocybe myriadophylla*, a new species from Finland and Sweden. Karstenia 51:31–36
Vauras J, Larsson E (2016a) *Inocybe baltica* and *I. suecica*, two new smooth-spored species from the Baltic Sea-region. Karstenia 56:13–26
Vauras J, Larsson E (2016b) *Inocybe caprimulgi* and *I. lacunarum*, two new nodulose-spored species from Fennoscandia. Karstenia 55:1–18
Vauras J, Ruotsalainen J, Liimatainen K (2016) *Russula suecica*, a new red species from Northem Fennoscandia. Karstenia 56:5–12
Veldre V et al (2013) Evolution of nutritional modes of Ceratobasidiaceae (Cantharellales, Basidiomycota) as revealed from publicly available ITS sequences. Fungal Ecol 6(4):256–268
Velegraki A, Cafarchia C, Gaitanis G, Iatta R, Boekhout T (2015) *Malassezia* infections in humans and animals: pathophysiology, detection, and treatment. PLoS Pathog 11(1):e1004523
Vellinga EC (2003) Phylogeny of *Lepiota* (Agaricaceae)—evidence from nrITS and nrLSU sequences. Mycol Prog 2(4):305–322
Vellinga EC (2004) Genera in the family Agaricaceae: evidence from nrITS and nrLSU sequences. Mycol Res 108(4):354–377
Vellinga EC (2006) *Chlorophyllum* in Great Britain. Field Mycology 7(4):136–140
Vellinga EC (2009) *Pseudobaeospora aphana*, a new species from California. Mycologia 101(2):243–246
Vellinga EC (2010a) *Lepiotaceous* fungi in California, U. S. A. *Leucoagaricus* sect. *Piloselli*. Mycotaxon 112:393–444
Vellinga EC (2010b) *Lepiota* in California: species with a hymeniform pileus covering. Mycologia 102(3):664–674
Vellinga EC, Blanchard EP, Kelly S, Contu M (2012) *Paxillus albidulus*, *P. ammoniavirescens*, and *P. validus* revisited. Mycotaxon 119(1):351–359
Vellinga EC, Sysouphanthong P, Hyde KD (2011) The family Agaricaceae: phylogenies and two new white-spored genera. Mycologia 103(3):494–509
Verbeken A, Nuytinck J (2013) Not every milkcap is a *Lactarius*. Scr Bot Belg 51:162–168
Verbeken A, Nuytinck J, Buyck B (2011) New combinations in *Lactifluus*. 1. *L.* subgenera *Edules*, *Lactariopsis*, and *Russulopsis*. Mycotaxon 118(1):447–453
Verbeken A, Nuytinck J, Noordeloos M (2018) Russulales part I: *Lactarius* and *Lactifluus*. In: Noordeloos ME, Kuyper TW, Somhorst I, Vellinga EC (eds) Flora agaricina neerlandica 7. Candusso Edizioni, Alassio
Verbeken A, Nuytinck J, Stubbe D (2010) Type studies of six Australian and one New Zealand *Lactarius* species (Basidiomycota, Russulaceae). Cryptogam Mycol 31(3):235–249
Verbeken A, Stubbe D, Van de Putte K, Eberhardt U, Nuytinck J (2014) Tales of the unexpected: angiocarpous representatives of the Russulaceae in tropical South East Asia. Persoonia 32:13–24
Verbeken A, Van de Putte K, De Crop E (2012) New combinations in *Lactifluus*. 3. *L.* subgenera *Lactifluus* and *Piperati*. Mycotaxon 120(1):443–450
Verbeken A, Walleyn R (1999) Studies in tropical African Lactarius species 7. A synopsis of the section Edules and a review on the edible species. Belg J Bot 132:175–184
Verbeken A, Walleyn R (2010) Fungus flora of tropical Africa: monograph of Lactarius in tropical Africa, vol 2. National Botanical Garden of Belgium, Meise
Verma B, Reddy MS (2015a) *Suillus indicus* sp. nov. (Boletales, Basidiomycota), a new boletoid fungus from northwestern Himalayas, India. Mycology 6(1):35–41
Verma B, Reddy M (2015b) Diversity of *Suillus* species associated with conifer trees in North Western Himalayan region of India. Thapar Institute of Engineering & Technology Digital Repository, Patiala
Verma B, Sudhakara M (2014) *Suillus himalayensis* (Basidiomycota, Agaricomycetes, Boletales), a new species associated with *Pinus*

wallichiana from the northwestern Himalayas. India. Nova Hedwigia 99(3–4):541–550
Větrovský T, Kolařík M, Žifčáková L, Zelenka T, Baldrian P (2016) The rpb2 gene represents a viable alternative molecular marker for the analysis of environmental fungal communities. Molecular ecology resources 16(2):388–401
Vidal J et al (2019) A phylogenetic and taxonomic revision of sequestrate Russulaceae in Mediterranean and temperate Europe. Persoonia 42:127–185
Vidal J, Bellanger J-M, Moreau P-A (2016) Tres nuevas especies gasteroides del género *Entoloma* halladas en España. Bol Micolog FAMCAL 11:53–78
Vidal J, Juste P, Garcia F, Bellanger J, Moreau P (2015) Hongos secotioides del género *Lepiota*: dos nuevas especies, dos nuevas combinaciones y reevaluación del género Cribrospora. Bol Micol FAMCAL 10:47–71
Vila J, Caballero F (2009) *Entoloma* nuevos o interessantes de la península Ibérica. Fungi non delineati 45:1–100
Vila J, Carbó J, Caballero F, Català S, Llimona X, Noordeloos ME (2013) A first approach to the study of the genus *Entoloma* subgenus *Nolanea* s.l. using molecular and morphological data. Fungi non Delineati LXVI (Studies on *Entoloma*). Candusso Edizioni, Alassio, p 150
Villa A, Saviuc P, Langrand J, Favre G, Chataignerl D, Garnier R (2013) Tender Nesting Polypore (Hapalopilus rutilans) poisoning: report of two cases. Clin Toxicol 51(8):798–800
Villegas M, Cifuentes J, Estrada-Torres A, Kong A (2010) The genus *Gomphus* in tropical and subtropical zones of Mexico. Nova Hedwigia 90(3–4):491–501
Vinnere O, Fatehi J, Sivasithamparam K, Gerhardson B (2005) A new plant pathogenic sterile white basidiomycete from Australia. Eur J Plant Pathol 112(1):63–77
Vizzini A (2008) Novitates Miscellanea. Riv Micol 51(1):63–66
Vizzini A (2014a) Nomenclatural novelties. Index Fungorum 154:1–1
Vizzini A (2014b) Nomenclatural novelties. Index fungorum 146:1–2
Vizzini A (2014c) Nomenclatural novelties. Index Fungorum 136:1
Vizzini A (2014d) Nomenclatural novelties. Index Fungorum 159:1–1
Vizzini A (2015) Nomenclatural novelties. Index Fungorum 244:1–1
Vizzini A, Angelini C, Ercole E (2012a) A new *Neopaxillus* species (Agaricomycetes) from the Dominican Republic and the status of *Neopaxillus* within the Agaricales. Mycologia 104(1):138–147
Vizzini A, Angelini C, Ercole E (2017) Is the species diversity in the lyophylloid genera *Calocybella* and *Gerhardtia* (Agaricales, Basidiomycota) underestimated? Two new species from the Dominican Republic. Phytotaxa 291(4):241–252
Vizzini A, Angelini C, Losi C, Ercole E (2016a) *Thelephora dominicana* (Basidiomycota, Thelephorales), a new species from the Dominican Republic, and preliminary notes on thelephoroid genera. Phytotaxa 265(1):27–38
Vizzini A, Antonín V, Sesli E, Contu M (2015c) *Gymnopus trabzonensis* sp. nov. (Omphalotaceae) and *Tricholoma virgatum* var. *fulvoumbonatum* var. nov. (Tricholomataceae), two new white-spored agarics from Turkey. Phytotaxa 226(2):119–130
Vizzini A, Baroni TJ, Sesli E, Antonín V, Saar I (2016b) *Rhodocybe tugrulii* (Agaricales, Entolomataceae), a new species from Turkey and Estonia based on morphological and molecular data, and a new combination in *Clitocella* (Entolomataceae). Phytotaxa 267(1):1–15
Vizzini A, Consiglio G, Ercole E, Setti L (2016c) *Pseudoporpoloma*, a new genus for *Agaricus pes-caprae* (Agaricales, Tricholomataceae). Phytotaxa 243(3):271–280
Vizzini A, Consiglio G, Marchetti M (2019) Mythicomycetaceae fam. nov. (Agaricineae, Agaricales) for Accommodating the Genera *Mythicomyces* and *Stagnicola*, and *Simocybe parvispora* reconsidered. Fungal Syst Evol 3(1):41–56
Vizzini A, Consiglio G, Setti L, Ercole E (2012d) The phylogenetic position of *Haasiella* (Basidiomycota, Agaricomycetes) and the relationships between *H. venustissima* and *H. splendidissima*. Mycologia 104(3):777–784
Vizzini A, Consiglio G, Setti L, Ercole E (2015a) *Calocybella*, a new genus for *Rugosomyces pudicus* (Agaricales, Lyophyllaceae) and emendation of the genus *Gerhardtia*. IMA fungus 6(1):1–11
Vizzini A, Contu M (2010) *Lyophyllum rosae-mariae* sp. nov. (Basidiomycota, Agaricomycetes) from La Palma (Canary Islands, Spain). Mycosphere 1:83–86
Vizzini A, Contu M (2014) Nomenclatural novelties. Index Fungorum 161:1
Vizzini A, Contu M, Ercole E (2011a) *Musumecia* gen. nov. in the Tricholomatoid clade (Basidiomycota, Agaricales) related to *Pseudoclitocybe*. Nord J Bot 29(6):734–740
Vizzini A, Contu M, Justo A (2011b) Additional records of *Volvariella dunensis* (Basidiomycota, Agaricales): morphological and molecular characterization. Mycotaxon 117:37–43
Vizzini A, Contu M, Musumeci E, Ercole E (2011c) A new taxon in the *Infundibulicybe gibba* complex (Basidiomycota, Agaricales, Tricholomataceae) from Sardinia (Italy). Mycologia 103(1):203–208
Vizzini A, Curti M, Contu M, Ercole E (2012b) A new cystidiate variety of *Omphalina pyxidata* (Basidiomycota, tricholomatoid clade) from Italy. Mycotaxon 120:361–371
Vizzini A, Dähncke R, Contu M (2011d) *Clitopilus rubroparvulus* (Basidiomycota, Agaricomycetes), a new species from the Canary Islands (Spain). Mycosphere 2(4):291–295
Vizzini A, Della Maggiora M, Tolaini F, Ercole E (2013a) A new cryptic species in the genus *Tubariomyces* (Inocybaceae, Agaricales). Mycol Prog 12(2):375–381
Vizzini A, Ercole E (2012) *Paralepistopsis* gen. nov. and *Paralepista* (Basidiomycota, Agaricales). Mycotaxon 120(1):253–267
Vizzini A, Ercole E (2017) Detecting the phylogenetic position of *Bovista acuminata* (Agaricales, Basidiomycota) by an ITS-LSU combined analysis: the new genus *Bryoperdon* and revisitation of *Lycoperdon* subgen. Apioperdon. Phytotaxa 299(1):77–86
Vizzini A, Ercole E, Contu M (2012c) A contribution to the ITS-LSU phylogeny of the genus *Leucopaxillus* (Tricholomatoid clade, Agaricales), with three new genera and notes on *Porpoloma*. Mycosphere 3:79–90
Vizzini A, Ercole E, Voyron S (2013b) *Laccariopsis*, a new genus for *Hydropus mediterraneus* (Basidiomycota, Agaricales). Mycotaxon 121(1):393–403
Vizzini A, Ercole E, Voyron S (2014) *Lepiota sanguineofracta* (Basidiomycota, Agaricales), a new species with a hymeniform pileus covering from Italy. Mycol Prog 13(3):683–690
Vizzini A, Ferrari RJ, Ercole E, Fellin A (2018) A new species of *Rhodocybe* sect. *Rufobrunnea* (Entolomataceae, Agaricales) from Italy. MycoKeys 36:21
Vizzini A, Girlanda M (1997) *Squamanita umbonata* (Sumst.) Bas, a mycoparasite of *Inocybe oblectabilis* (Britz.) Sacc. Preliminary note. Allionia 35:171–175
Vizzini A, Musumeci E, Ercole E, Contu M (2011d) *Clitopilus chrischonensis* sp. nov. (Agaricales, Entolomataceae), a striking new fungal species from Switzerland. Nova Hedwigia 92(3–4):425–434
Vizzini A, Musumeci E, Murat C (2010a) *Trichocybe*, a new genus for *Clitocybe puberula* (Agaricomycetes, Agaricales). Fungal Divers 42(1):97–105
Vizzini A, Para R, Fontenla R, Ghignone S, Ercole E (2012d) A preliminary ITS phylogeny of *Melanoleuca* (Agaricales), with special reference to European taxa. Mycotaxon 118(1):361–381
Vizzini A, Picciola P, Battistin E, Ercole E (2015b) *Hygrocybe rubroalba* (Hygrophoraceae, Agaricales), a new species of sect. *Firmae* from Brazil. Phytotaxa 226(1):018–026

Vizzini A, Picillo B, Ercole E, Vila J, Contu M (2016d) *Rhodocybe formosa* (Agaricales, Entolomataceae): new collections, molecular data and synonymy, and *Rhodocybe griseonigrella* comb. nov. Phytotaxa 255(1):34–46

Vizzini A, Picillo B, Ercole E, Voyron S, Contu M (2013c) Detecting the variability of *Hydnum ovoideisporum* (Agaricomycetes, Cantharellales) on the basis of Italian collections, and *H. Magnorufescens* sp. nov. Mycosphere 4(1):32–44

Vizzini A, Zotti M, Mello A (2009) Alien fungal species distribution: the study case of *Favolaschia calocera*. Biol Invasions 11(2):417–429

Vizzini A, Zotti M, Ryman S, Ghignone S (2010b) Typification of *Octaviania rubescens* (Paxillineae, Boletales) and phylogenetic hypotheses for genus *Alpova*. Mycologia 102(4):967–975

Vlasák J, Kout J (2011) Pileate *Fomitiporia* species in the USA. New combinations *Fomitiporia calkinsii* and *F. bakeri*. Mycol Prog 10(4):445–452

Vlasák J, Kout J, Dvořák D (2010) Taxonomical position of polypore *Dichomitus albidofuscus*: *Donkioporia albidofusca* comb. nov. Mycol Prog 9(1):147–150

Vlasák J, Vlasák J, Kinnunen J, Spirin V (2015) Geographic distribution of *Sarcoporia polyspora* and *S. longitubulata* sp. nov. Mycotaxon 130(1):279–287

Vlasák J, Vlasák J, Ryvarden L (2012) Four new polypore species from the western United States. Mycotaxon 119:217–231

Vlasák J, Vlasák JJ, Ryvarden L (2016) Studies in Neotropical polypores 42. New and noteworthy polypores from Costa Rica and two new species *Elmerina phellinoides* and *Melanoporia condensa*. Syn Fung 35:9–33

Vlasak J, Vlasak J Jr (2017) *Phellinus artemisiae* sp. nov. (Basidiomycota, Hymenochaetaceae), from western USA. Phytotaxa 303(1):93–96

Vlasák J, Vlasák J Jr, Cui B-K (2013) *Antrodia kmetii*, a new European polypore similar to *Antrodia variiformis*. Cryptogam Mycol 34(3):203–209

Vlasák J, Vlasák J Jr, Harvey PG, Leacock PR, Spirin V (2018) *Pyrofomes juniperinus*, comb. nova, the North American Sibling of *P. demidoffii* (Polyporales, Basidiomycota). In: Annales Botanici Fennici, vol 1–3. BioOne, pp 1–6

Vlasenko V, Vlasenko A, Zmitrovich I (2017) First record of *Neolentinus lepideus* f. *ceratoides* (Gloeophyllales, Basidiomycota) in Novosibirsk Region. Curr Res Environ Appl Mycol 7(3):187–192

Vogler DR, Bruns TD (1998) Phylogenetic relationships among the pine stem rust fungi (*Cronartium* and *Peridermium* spp.). Mycologia 90(2):244–257

Voglmayr H, Clémençon H (2016) Identification and taxonomic position of two mucoralean endoparasites of *Hysterangium* (Basidiomycota) based on molecular and morphological data. Mycol Prog 15(1):9

Voitk A, Saar I, Trudell S, Spirin V, Beug M, Kõljalg U (2017) *Polyozellus multiplex* (Thelephorales) is a species complex containing four new species. Mycologia 109(6):975–992

Volobuev S, Okun M, Ordynets A, Spirin V (2015) The *Phanerochaete sordida* group (Polyporales, Basidiomycota) in temperate Eurasia, with a note on *Phanerochaete pallida*. Mycol Prog 14(10):80

Voto P (2009) Proposta di una sistematica infragenerica del Genere *Pseudobaeospora*, fondata su basi morfologiche, e note su due specie non ancora descritte. Riv Micol 4:291–311

Voto P (2011) *Psathyrella carinthiaca* sp. nov. e nuove segnalazioni di *P. bivelata*. Riv Micol 54(2):121–133

Voto P (2018) The *Pseudobaeospora* taxa hosted in the Helsinki Herbarium. Bollettino dell'Associazione Micologica ed Ecologica Romana 104(2):83–87

Voto P, Soop K (2018) *Pseudobaeospora aciculifera*, a new species from New Zealand. Bollettino dell'Associazione Micologica ed Ecologica Romana 103(34):23–26

Vrinda K, Pradeep C, Varghese SP (2009) Noteworthy records of *Hygrocybe* section *Firmae* from western Ghats of Kerala. Mushroom Res 18(1):1–4

Vrinda K et al (2012) A new species of *Hygroaster* (Hygrophoraceae) from Kerala State, India. Mycosphere 10:399–402

Vu D et al (2019) Large-scale generation and analysis of filamentous fungal DNA barcodes boosts coverage for kingdom fungi and reveals thresholds for fungal species and higher taxon delimitation. Stud Mycol 92:135–154

Wagner T, Fischer M (2002) Proceedings towards a natural classification of the worldwide taxa *Phellinus* s.l. and *Inonotus* s.l., and phylogenetic relationships of allied genera. Mycologia 94(6):998–1016

Walker J, Shivas R (2009) *Bibulocystis gloriosa* sp. nov. (Pucciniales) on *Caesalpinia scortechinii* in Queensland, with comments on *Spumula caesalpiniae*. Australas Plant Pathol 38(1):29–35

Walker J, van der Merwe MM (2009) Two previously undescribed rusts of *Acanthocarpus* and *Lomandra* (Lomandraceae) in Australia. Australas Plant Pathol 38(5):525–532

Walther G, Garnica S, Wei M (2005) The systematic relevance of conidiogenesis modes in the gilled Agaricales. Mycol Res 109(5):525–544

Wang C-Q, Li T-H, Song B (2013a) *Hygrocybe griseobrunnea*, a new brown species from China. Mycotaxon 125(1):243–249

Wang C-Q, Li T-H, Zhang M, Deng W-Q (2015a) A new species of *Hygrocybe* subsect. *Squamulosae* from South China. Mycoscience 56(3):345–349

Wang C-Q, Zhang M, Li T-H, Liang X-S, Shen Y-H (2018a) Additions to tribe Chromosereae (Basidiomycota, Hygrophoraceae) from China, including *Sinohygrocybe* gen. nov. and a first report of *Gloioxanthomyces nitidus*. MycoKeys 38:59–76

Wang D, Deng W-Q, He X-L, Peng W-H, Gan B-C (2017a) *Clitopilus fusiformis* (Entolomataceae; Agaricales), a new species from southwest China. Phytotaxa 321(2):201–207

Wang F, Qi L, Zhou X, Li Y (2018b) A new species and a new record of *Xanthagaricus* (Agaricaceae, Agaricales) from China. Phytotaxa 371(4):241–250

Wang G-S, Song Y, Li J-W, Xia S-Y, Qiu L-H (2018c) *Lactarius verrucosporus* sp. nov. and *L. nigricans* sp. nov., two new species of *Lactarius* (Russulaceae) from southern China. Phytotaxa 364(3):227–240

Wang H-C, Wu S-H, Dai Y-C (2010a) Three new species of corticioid fungi with hyphal pegs. Mycologia 102(5):1153–1157

Wang J, Buyck B, Wang X-H, Bau T (2019) Visiting *Russula* (Russulaceae, Russulales) with samples from southwestern China finds one new subsection of *R*. subg. *Heterophyllidia* with two new species. Mycol Prog 18(6):771–784

Wang J-R, Bau T (2013) A new species and a new record of the genus *Entoloma* from China. Mycotaxon 124(1):165–171

Wang L, Hu X, Feng Z, Pan Y (2009) Development of AFLP markers and phylogenetic analysis in *Hypsizygus marmoreus*. J Gen Appl Microbiol 55(1):9–17

Wang L, Wang Q-M (2015) Molecular phylogenetic analysis of ballistoconidium-forming yeasts in Trichosporonales (Tremellomycetes): a proposal for *Takashimella* gen. nov. and *Cryptotrichosporon tibetense* sp. nov. PLoS ONE 10(7):e0132653

Wang L, Yang Z-L, Zhang L-F, Mueller G (2008a) Synopsis and systematic reconsideration of *Xerula* s. str. (Agaricales). Acta Bot Yunnanica 30:631–644

Wang M, Chen Y-Y (2017) Phylogeny and taxonomy of the genus *Hyphodontia* (Hymenochaetales, Basidiomycota) in China. Phytotaxa 309(1):45–54

Wang P et al (2017b) Frequent heteroplasmy and recombination in the mitochondrial genomes of the basidiomycete mushroom *Thelephora ganbajun*. Sci Rep 7(1):1626

Wang P-F et al (2015b) Recent advances in population genetics of ectomycorrhizal mushrooms *Russula* spp. Mycology 6(2):110–120

Wang Q et al (2010b) Growth inhibition of *Microcystis aeruginosa* by white-rot fungus *Lopharia spadicea*. Water Sci Technol 62(2):317–323

Wang Q, Thu P, Kakishima M (2011) First report of a rust disease of plumeria caused by *Coleosporium plumeriae* in Southern China and Vietnam. New Dis Rep 23(10):2044–2558

Wang Q-M, Bai F-Y (2008) Molecular phylogeny of basidiomycetous yeasts in the *Cryptococcus luteolus* lineage (Tremellales) based on nuclear rRNA and mitochondrial cytochrome b gene sequence analyses: proposal of *Derxomyces* gen. nov. and *Hannaella* gen. nov., and description of eight novel *Derxomyces* species. FEMS Yeast Res 8(5):799–814

Wang Q-M, Begerow D, Groenewald M, Liu X-Z, Theelen B, Bai F-Y, Boekhout T (2015c) Multigene phylogeny and taxonomic revision of yeasts and related fungi in the Ustilaginomycotina. Stud Mycol 81:55–83

Wang Q-M et al (2015d) Phylogeny of yeasts and related filamentous fungi within Pucciniomycotina determined from multigene sequence analyses. Stud Mycol 81:27–53

Wang Q-M, Theelen B, Groenewald M, Bai F-Y, Boekhout T (2014a) Moniliellomycetes and Malasseziomycetes, two new classes in Ustilaginomycotina. Persoonia 33:41

Wang Q-M et al (2015d) Phylogenetic classification of yeasts and related taxa within Pucciniomycotina. Stud Mycol 81:149–189

Wang S-R, Wang Q, Wang D-L, Li Y (2014b) *Gastroboletus thibetanus*: a new species from China. Mycotaxon 129(1):79–83

Wang X-B, Liu J-J, Long D-F, Han Q-S, Huang J (2017c) The ectomycorrhizal fungal communities associated with *Quercus liaotungensis* in different habitats across northern China. Mycorrhiza 27(5):441–449

Wang X-H (2000) A taxonomic study on some commercial species in the genus *Lactarius* (Agaricales) from Yunnan province, China. Acta Bot Yunnanica 22(4):419–427

Wang X-H (2016) Three new species of *Lactarius* Sect. *Deliciosi* from Subalpine-Alpine regions of central and southwestern China. Cryptogam Mycol 37(4):493–508

Wang X-H (2017) Seven new species of *Lactarius* subg. *Lactarius* (Russulaceae) from southwestern China. Mycosystema 36(11):1463–1482

Wang X-H, Buyck B, Verbeken A, Hansen K (2015e) Revisiting the morphology and phylogeny of *Lactifluus* with three new lineages from southern China. Mycologia 107(5):941–958

Wang X-H, Halling RE, Hofstetter V, Lebel T, Buyck B (2018c) Phylogeny, biogeography and taxonomic re-assessment of *Multifurca* (Russulaceae, Russulales) using three-locus data. PLoS ONE 13(11):e0205840

Wang X-H et al (2018e) Fungal Biodiversity Profiles 51–60. Cryptogam Mycol 39(2):211–257

Wang X-H, Liu P-G (2002) Resources investigation and studies on the wild commercial fungi in Yunnan. Chin Biodivers 10(3):318–325

Wang X-H, Nuytinck J, Verbeken A (2015h) *Lactarius vividus* sp. nov. (Russulaceae, Russulales), a widely distributed edible mushroom in central and southern China. Phytotaxa 231(1):63–72

Wang X-H, Stubbe D, Verbeken A (2012) *Lactifluus parvigerardii* sp. nov., a new link towards the pleurotoid habit in *Lactifluus* subgen. *Gerardii* (Russulaceae, Russulales). Cryptogam Mycol 33(2):181–190

Wang X-Q, Zhou D-Q, Zhao Y-C, Zhang X-L, Li L, Li S-H (2013b) *Lyophyllum rhombisporum* sp. nov. from China. Mycotaxon 123(1):473–477

Wang Y, Zeng F, Hon CC, Zhang Y, Leung FCC (2008b) The mitochondrial genome of the Basidiomycete fungus *Pleurotus ostreatus* (oyster mushroom). FEMS Microbiol Lett 280(1):34–41

Wang Y-W, Tzean S-S (2015) Dung-associated, potentially hallucinogenic mushrooms from Taiwan. Taiwania 60(4):160–168

Wang Y-Z et al (2013c) Mycology, cultivation, traditional uses, phytochemistry and pharmacology of *Wolfiporia cocos* (Schwein.) Ryvarden et Gilb.: a review. J Ethnopharmacol 147(2):265–276

Wang Z-R et al (2015f) Edible species of *Agaricus* (Agaricaceae) from Xinjiang Province (Western China). Phytotaxa 202(3):185–197

Wannathes N (2009) A monograph of *Marasmius* (Basidiomycota) from Northern Thailand based on morphological and molecular (ITS sequences) data. Fungal Divers 37:209–306

Wannathes N, Desjardin D, Lumyong S (2009) Four new species of *Marasmius* section *Globulares* from Northern Thailand. Fungal Divers 36:155–163

Wartchow F (2014) A new combination in *Oudemansiella* (Physalacriaceae, Agaricomycetes). Mycosphere 5(5):701–705

Wartchow F, Bezerra JL, Cavalcanti MAQ (2013) *Lactifluus batistae* (Russulaceae), a new species from Bahia, Brazil. Agrotrópica 25(2):103–108

Wartchow F, Buyck B, Maia LC (2012a) *Cantharellus aurantioconspicuus* (Cantharellales), a new species from Pernambuco, Brazil. Nova Hedwigia 94(1–2):129–137

Wartchow F, Cortez V (2016) A new species of *Amanita* growing under *Eucalyptus* is discovered in South Brazil. Mycosphere 7:262–267

Wartchow F, da Silveira RMB, Sá MCeA (2014) *Inocybe austrolilacina* (Agaricales), a new species from Southern Brazil. J Torrey Bot Soc 141(4):363–366

Wartchow F, Sá M, Coimbra V (2017) A new species of *Gloeocantharellus* from the Atlantic Forest of Paraíba, Brazil. Curr Res Environ Appl Mycol 7(3):183–186

Wartchow F, Sá MCeA (2018) *Inocybe lepidosparta* (Agaricales: Basidiomycota): a new species from Pernambuco, Brazil. N Z J Bot 56(4):438–443

Wartchow F, Santos J, Fonseca M (2012b) *Cantharellus amazonensis*, a new species from Amazon. Mycosphere 3(4):414–418

Wartchow F, Sulzbacher M, Baseia I (2015a) *Amanita psammolimbata,* a new species from Northeastern Brazilian sand dunes. Mycosphere 6(3):260–265

Wartchow F et al (2015b) *Sebacina aureomagnifica*, a new heterobasidiomycete from the Atlantic Forest of northeast Brazil. Mycol Prog 14(11):109

Wartchow F, Tulloss RE, Cavalcanti MA (2009) *Amanita lippiae*: a new species from the semi-arid caatinga region of Brazil. Mycologia 101(6):864–870

Wasser SP (2017) Medicinal mushrooms in human clinical studies. Part I. Anticancer, oncoimmunological, and immunomodulatory activities: a review. Int J Med Mushrooms 19(4):279–317

Wasser SP, Zmitrovich IV, Didukh MY, Spirin W, Malysheva V (2006) Morphological traits of *Ganoderma lucidum* complex highlighting *G. tsugae* var. *jannieae*: the current generalization. ARA Gantner Verlag K.-G., Ruggell

Watkinson S, Eastwood D (2012) *Serpula lacrymans*, wood and buildings. Adv Appl Microbiol 78:121–149

Watling R, Aime MC (2013) The genus *Neopaxillus* (Crepidotaceae). Mycotaxon 126:83–90

Watling R, Işiloğlu M, Sermenli HB (2011) Observations on the Bolbitiaceae 31. *Conocybe volviradicata* sp. nov. Mycotaxon 114(1):145–149

Watling R, Milne J (2008) The identity of European and North American Boletopsis spp. (Basidiomycota; Thelephorales, Boletopsidaceae). N Am Fungi 3:5–15

Wawrzyn GT, Quin MB, Choudhary S, López-Gallego F, Schmidt-Dannert C (2012) Draft genome of *Omphalotus olearius* provides a predictive framework for sesquiterpenoid natural product biosynthesis in Basidiomycota. Chem Biol 19(6):772–783

Weholt Ø, Lorås J, Eidissen SE (2014) One new and one rare species of *Entoloma* from the Norwegian nature reserve Holmvassdalen. Österr Z Pilzk 23:55–60

Wei CL, Kirschner R (2019) A new *Mycena* species with blue basidiomata and porioid hymenophore from Taiwan. Mycoscience 60(1):10–13

Wei L, Li Y-H, Hyde KD, Zhao R-L (2015) *Micropsalliota pseudoglobocystis*, a new species from China. Mycotaxon 130(2):555–561

Wei T-Z, Fu S-Z, Qu P-P, Yao Y (2010) *Phaeocollybia purpurea* (Cortinariaceae), a new species from Wuyishan, China. Mycotaxon 113:423–430

Wei T-Z, Tang B-H, Yao Y-J (2009) Revision of *Termitomyces* in China. Mycotaxon 108(1):257–285

Wei Y-L, Qin W-M (2009) Two new species of cyphelloid fungi (Basidiomycota) from China. Mycotaxon 110:225–232

Wei Y-L, Qin W-M (2010) Two new species of *Postia* from China. Sydowia 62:165–170

Weiß M, Oberwinkler F (2001) Phylogenetic relationships in Auriculariales and related groups—hypotheses derived from nuclear ribosomal DNA sequences. Mycol Res 105(4):403–415

Weiß M, Waller F, Zuccaro A, Selosse MA (2016) Sebacinales—one thousand and one interactions with land plants. New Phytol 211(1):20–40

Welden AL (2010) *Stereum* s.l. vol 106. Flora neotropica. Botanical Garden Press, New York

Welti S, Courtecuisse R (2010) The Ganodermataceae in the French West Indies (Guadeloupe and Martinique). Fungal Divers 43(1):103–126

Welti S et al (2012) Molecular phylogeny of *Trametes* and related genera, and description of a new genus *Leiotrametes*. Fungal Divers 55(1):47–64

Westphalen MC, Rajchenberg M, Tomšovský M, Gugliotta AM (2016a) Extensive characterization of the new genus *Rickiopora* (Polyporales). Fungal Biol 120(8):1002–1009

Westphalen MC, Rajchenberg M, Tomšovský M, Gugliotta AM (2018) A re-evaluation of Neotropical *Junghuhnia* s. lat. (Polyporales, Basidiomycota) based on morphological and multigene analyses. Persoonia 41:130–141

Westphalen MC, Tomšovský M, Kout J, Gugliotta AM (2015) *Bjerkandera* in the Neotropics: phylogenetic and morphological relations of *Tyromyces atroalbus* and description of a new species. Mycol Prog 14(11):100

Westphalen MC, Tomšovský M, Rajchenberg M, Gugliotta AM (2016b) Morphological and phylogenetic studies of two new neotropical species of *Loweomyces* (Polyporales, Basidiomycota). Mycol Prog 15(9):967–975

Wiejak A, Wang Y, Zhang J, Falandysz J (2014) Bioconcentration potential and contamination with mercury of pantropical mushroom *Macrocybe gigantea*. Journal of Environmental Science and Health, Part B 49(11):811–814

Wijayawardene NN et al (2017) Towards incorporating asexual fungi in a natural classification: checklist and notes 2012–2016. Mycosphere 8(9):1457–1555

Wijayawardene NN et al (2018a) Outline of Ascomycota: 2017. Fungal Divers 88(1):167–263

Wijayawardene NN, McKenzie E, Hyde K (2012) Towards incorporating anamorphic fungi in a natural classification—checklist and notes for 2011. Mycosphere 3(2):157–228

Wijayawardene NN et al (2018b) Notes for genera: basal clades of Fungi (including Aphelidiomycota, Basidiobolomycota, Blastocladiomycota, Calcarisporiellomycota, Caulochytriomycota, Chytridiomycota, Entomophthoromycota, Glomeromycota, Kickxellomycota, Monoblepharomycota, Mortierellomycota, Mucoromycota, Neocallimastigomycota, Olpidiomycota, Rozellomycota and Zoopagomycota). Fungal Divers 92(1):43–129

Willis K (2018) State of the World's fungi 2018 report. Royal Botanic Gardens, Kew

Willocquet L, Savary S (2011) Resistance to rice sheath blight (*Rhizoctonia solani* Kühn) [(teleomorph: *Thanatephorus cucumeris* (AB Frank) Donk.) disease: current status and perspectives. Euphytica 178(1):1–22

Wilson AW (2009) Molecular ecology and evolution in the Sclerodermatineae (Boletales, Basidiomycota). Clark University, Worcester

Wilson AW, Aime MC, Dierks J, Mueller GM, Henkel TW (2012a) Cantharellaceae of Guyana I: new species, combinations and distribution records of *Craterellus* and a synopsis of known taxa. Mycologia 104(6):1466–1477

Wilson AW, Binder M, Hibbett DS (2012b) Diversity and evolution of ectomycorrhizal host associations in the Sclerodermatineae (Boletales, Basidiomycota). New Phytol 194(4):1079–1095

Wilson AW, Desjardin DE (2005) Phylogenetic relationships in the gymnopoid and marasmioid fungi (Basidiomycetes, euagarics clade). Mycologia 97(3):667–679

Wilson AW, Hosaka K, Mueller GM (2017) Evolution of ectomycorrhizas as a driver of diversification and biogeographic patterns in the model mycorrhizal mushroom genus *Laccaria*. New Phytol 213(4):1862–1873

Wilson AW, Hosaka K, Perry BA, Mueller GM (2013) *Laccaria* (Agaricomycetes, Basidiomycota) from Tibet (Xizang Autonomous Region, China). Mycoscience 54(6):406–419

Wingßeld BD, Ericson L, Szaro T, Burdor JJ (2004) Phylogenetic patterns in the Uredinales. Australas Plant Pathol 33(3):327–335

Wisitrassameewong K et al (2012) *Agaricus subrufescen*s: new to Thailand. Chiang Mai J Sci 39(2):281–291

Wisitrassameewong K et al (2016) *Lactarius* subgenus *Russularia* (Basidiomycota, Russulales): novel Asian species, worldwide phylogeny and evolutionary relationships. Fungal Biol 120(12):1554–1581

Wisitrassameewong K, Nuytinck J, Hyde K, Verbeken A (2014a) *Lactarius* subgenus *Russularia* (Russulaceae) in Southeast Asia: 1. Species with very distant gills. Phytotaxa 158(1):23–42

Wisitrassameewong K, Nuytinck J, Hampe F, Hyde DK, Verbeken A (2014b) *Lactarius* subgenus *Russularia* (Russulaceae) in South-East Asia, 2: species with remarkably small basidiocarps. Phytotaxa 188(4):181–197

Wisitrassameewong K, Nuytinck J, Le Thanh H, De Crop E, Hampe F, Hyde KD, Verbeken A (2015) *Lactarius* subgenus *Russularia* (Russulaceae) in South-East Asia, 3: new diversity in Thailand and Vietnam. Phytotaxa 207(3):215–241

Wölfel G, Hampe F (2011) *Entoloma*-Forschung in Mitteleuropa I–Zwei neue *Entoloma*-Arten aus Deutschland (*Entoloma* studies in Central Europe I—two new *Entoloma* species described from Germany.). Z Mykol 77(2):181–190

Wölfel G, Hampe F, Kleine J (2012) *Entoloma*-Forschung in Mitteleuropa II Neue und kritische *Entoloma*-Arten aus Deutschland. Z Mykol 78(2):125–136

Wrzosek M et al (2017) The progressive spread of *Aureoboletus projectellus* (Fungi, Basidiomycota) in Europe. Fungal Ecol 27:134–136

Wu F, Chen J-J, Ji X-H, Vlasák J, Dai Y-C (2017a) Phylogeny and diversity of the morphologically similar polypore genera *Rigidoporus*, *Physisporinus*, *Oxyporus*, and *Leucophellinus*. Mycologia 109(5):749–765

Wu F, Qin W-M, Euatrakool O, Zhou L-W (2015d) *Tropicoporus boehmeriae* sp. nov. (Hymenochaetaceae, Basidiomycota) from Thailand, a new member of the *Inonotus linteus* complex. Phytotaxa 231(1):73–80

Wu F, Yang J, Zhou L-W (2015a) *Mensularia rhododendri* (Hymenochaetaceae, Basidiomycota) from southwestern China. Phytotaxa 212:157–162

Wu F, Yuan Y, Chen J-J, He S-H (2016b) *Luteoporia albomarginata* gen. et sp. nov. (Meruliaceae, Basidiomycota) from tropical China. Phytotaxa 263(1):31–41

Wu F et al (2015b) Global diversity and taxonomy of the *Auricularia auricula-judae* complex (Auriculariales, Basidiomycota). Mycol Prog 14(10):95

Wu F, Yuan Y, Li H-J (2015) *Elmerina fragilis* sp. nov. from Central China. Mycotaxon 130(3):683–688

Wu F, Yuan Y, Malysheva VF, Du P, Dai Y-C (2014a) Species clarification of the most important and cultivated *Auricularia* mushroom "Heimuer": evidence from morphological and molecular data. Phytotaxa 186(5):241–253

Wu F, Yuan Y, Rivoire B, Dai Y-C (2015d) Phylogeny and diversity of the *Auricularia mesenterica* (Auriculariales, Basidiomycota) complex. Mycol Prog 14(6):42

Wu F, Zhou L-W, Dai Y-C (2016a) *Neomensularia duplicata* gen. et sp. nov. (Hymenochaetales, Basidiomycota) and two new combinations. Mycologia 108(5):891–898

Wu F, Zhou L-W, Yuan Y, Tian X-M, Si J (2016c) *Cerarioporia cystidiata* gen. et sp. nov. (Polyporales, Basidiomycota) evidenced by morphological characters and molecular phylogeny. Phytotaxa 280(1):55–62

Wu F, Zhou L-W, Ji X-H, Tian X-M, He S-H (2016d) *Grammothele hainanensis* sp. nov. (Polyporales, Basidiomycota) and related species from Hainan, southern China. Phytotaxa 255(2):160–166

Wu G et al (2014b) Molecular phylogenetic analyses redefine seven major clades and reveal 22 new generic clades in the fungal family Boletaceae. Fungal Divers 69(1):93–115

Wu G, Lee SM, Horak E, Yang Z-L (2018a) *Spongispora temasekensis*, a new boletoid genus and species from Singapore. Mycologia 110(5):919–929

Wu G et al (2016b) One hundred noteworthy boletes from China. Fungal Divers 81(1):25–188

Wu G et al (2015f) Genus-wide comparative genomics of *Malassezia delineates* its phylogeny, physiology, and niche adaptation on human skin. PLoS Genet 11(11):e1005614

Wu G, Zhao K, Li Y-C, Zeng N-K, Feng B, Halling RE, Yang Z-L (2016f) Four new genera of the fungal family Boletaceae. Fungal Divers 81(1):1–24

Wu H-M et al (2018b) A new species of *Cleistocybe* (Agaricales, Basidiomycota) from the Tibetan Plateau, China. Phytotaxa 336(3):286–292

Wu J-Y, Chen C-H, Chang W-H, Chung K-T, Liu Y-W, Lu F-J, Chen C-H (2011a) Anti-cancer effects of protein extracts from *Calvatia lilacina*, *Pleurotus ostreatus* and *Volvariella volvacea*. Evid Based Complement Alternat Med 2011:982368

Wu S-H, Boidin J, Chien C-Y (2000) *Acanthofungus rimosus* gen. et sp. nov., with reevaluation of the related genera. Mycotaxon 76:153–162

Wu S-H, Hibbett DS, Binder M (2001) Phylogenetic analyses of *Aleurodiscus* s.l. and allied genera. Mycologia 93(4):720–731

Wu S-H, Nilsson HR, Chen C-T, Yu S-Y, Hallenberg N (2010a) The white-rotting genus *Phanerochaete* is polyphyletic and distributed throughout the phleboid clade of the Polyporales (Basidiomycota). Fungal Divers 42(1):107–118

Wu S-H, Wang D-M, Yu S-Y (2010b) *Neoaleurodiscus fujii*, a new genus and new species found at the timberline in Japan. Mycologia 102(1):217–223

Wu S-H, Shih K, Yu S-Y (2011b) *Calocera bambusicola* sp. nov. and *C. sinensis* newly recorded from Taiwan. Mycotaxon 115(1):163–169

Wu S-H, Wang D-M, Chen Y-P (2018c) *Purpureocorticium microsporum* (Basidiomycota) gen. et sp. nov. from East Asia. Mycol Prog 17(3):357–364

Wu S-H, Wang D-M, Tschen E (2007) *Brunneocorticium pyriforme*, a new corticioid fungal genus and species belonging to the euagarics clade. Mycologia 99(2):302–309

Wu S-H et al (2004) *Taiwanofungus*, a polypore new genus. Fungal Sci 19(3–4):109–116

Wu Z-Q, Liu W-L, Wang Z-H, Zhao C-L (2017b) *Perenniporiopsis*, a new polypore genus segregated from *Perenniporia* (Polyporales). Cryptogam Mycol 38(3):285–299

Wu Z-Q, Shen S, Luo K-Y, Wang Z-H, Zhao C-L (2017c) Morphological and molecular identification of a new species of *Atraporiella* (Polyporales, Basidiomycota) in China. Phytotaxa 332(1):31–40

Wu Z-Q, Xu T-M, Shen S, Liu X-F, Luo K-Y, Zhao C-L (2018c) *Elaphroporia ailaoshanensis* gen. et sp. nov. in Polyporales (Basidiomycota). MycoKeys 29:81–95

Wuczkowski M et al (2011) Description of *Holtermanniella* gen. nov., including *Holtermanniella takashimae* sp. nov. and four new combinations, and proposal of the order Holtermanniales to accommodate tremellomycetous yeasts of the *Holtermannia* clade. Int J Syst Evol Microbiol 61(3):680–689

Xi Z-W, Huang L-N, Li Y, Hui F-L (2019) *Vanrija jinghongensis* sp. nov., an asexual basidiomycetous yeast from rotting wood. Int J Syst Evol Microbiol 69:105–108

Xia Y-W, Li T-H, Deng W-Q, Xu J (2015) A new *Crinipellis* species with floccose squamules from China. Mycoscience 56(5):476–480

Xiang X-J et al (2016) Genetic diversity and population structure of Chinese *Lentinula edodes* revealed by InDel and SSR markers. Mycol Prog 15(4):37

Xing J-H, Song J, Decock C, Cui BK (2016) Morphological characters and phylogenetic analysis reveal a new species within the *Ganoderma lucidum* complex from South Africa. Phytotaxa 266(2):115–124

Xing J-H, Sun Y-F, Han Y-L, Cui B-K, Dai Y-C (2018) Morphological and molecular identification of two new *Ganoderma* species on *Casuarina equisetifolia* from China. MycoKeys 34:93–108

Xiong H-X, Cui B-K (2008) *Perenniporia minor* (Basidiomycota, Polyporales), a new polypore from China. Mycotaxon 105:59–64

Xu F, Li Z-M, Liu Y, Rong C-B, Wang S-X (2016a) Evaluation of edible mushroom *Oudemansiella canarii* cultivation on different lignocellulosic substrates. Saudi J Biol Sci 23(5):607–613

Xu J, Li T-H, Justo A, Ge Z-W (2015a) Two new species of *Pluteus* (Agaricales, Pluteaceae) from China. Phytotaxa 233(1):61–68

Xu J, Li T-H, Shen Y-H, Zhang M (2015b) *Volvariella rava* sp. nov. from southern China. Mycotaxon 130(3):857–865

Xu J-Z, Zhang C-L, Kasuya T, Moodley O, Liu B, Gong L, Li Y (2018) A new species of *Tricholosporum* (Agaricales, Tricholomataceae) from Liaoning Province of China. Phytotaxa 374(1):63–70

Xu M-L, Li G-J, Zhou J-L, Bai X-M, Zhao R-L (2016b) New species of *Cystolepiota* from China. Mycology 7(4):165–170

Xu Z-H, Harrington TC, Gleason ML, Batzer JC (2010) Phylogenetic placement of plant pathogenic *Sclerotium* species among teleomorph genera. Mycologia 102(2):337–346

Xue H-J, Zhou L-W (2014) *Polyporus hapalopus* sp. nov. (Polyporales, Basidiomycota) from China based on morphological and molecular data. Mycol Prog 13(3):811–817

Yagame T, Funabiki E, Nagasawa E, Fukiharu T, Iwase K (2013) Identification and symbiotic ability of Psathyrellaceae fungi isolated from a photosynthetic orchid, *Cremastra appendiculata* (Orchidaceae). Am J Bot 100(9):1823–1830

Yamaguchi K, Nakagiri A, Degawa Y (2009) An aero-aquatic fungus, *Peyronelina glomerulata*, is shown to have teleomorphic affinities with cyphelloid basidiomycetes. Mycoscience 50(3):156–164

Yamamoto N et al (2014) A-WINGS: an integrated genome database for *Pleurocybella porrigens* (Angel's wing oyster mushroom, Sugihiratake). BMC Res Notes 7(1):866

Yamashiro T, Yamashiro A, Yokoyama J, Maki M (2008) Morphological aspects and phylogenetic analyses of pollination systems in the Tylophora-Vincetoxicum complex (Apocynaceae-Asclepiadoideae) in Japan. Biol J Linn Soc 93(2):325–341

Yan J-Q, Bau T (2017) New and newly recorded species of *Psathyrella* (Psathyrellaceae, Agaricales) from Northeast China. Phytotaxa 321(1):139–150

Yan J-Q, Bau T (2018a) The Northeast Chinese species of *Psathyrella* (Agaricales, Psathyrellaceae). MycoKeys 33:85–102

Yan J-Q, Bau T (2018b) *Psathyrella alpina* sp. nov. (Psathyrellaceae, Agaricales), a new species from China. Phytotaxa 349(1):85–91

Yan W-J, Li T-H, Zhang M, Li T (2013) *Xerocomus porophyllus* sp. nov., morphologically intermediate between *Phylloporus* and *Xerocomus*. Mycotaxon 124(1):255–262

Yanaga K, Sotome K, Ushijima S, Maekawa N (2015) *Hydnum* species producing whitish basidiomata in Japan. Mycoscience 56(4):434–442

Yánez A, Dal-Forno M, Bungartz F, Lücking R, Lawrey JD (2012) A first assessment of Galapagos basidiolichens. Fungal Divers 52(1):225–244

Yang E-J, Song K-S (2015) *Polyozellin*, a key constituent of the edible mushroom *Polyozellus multiplex*, attenuates glutamate-induced mouse hippocampal neuronal HT22 cell death. Food Funct 6(12):3678–3686

Yang J, Dai L-D, He S-H (2016b) *Hymenochaetopsis* nom. nov. proposed to replace *Pseudochaete* (Hymenochaetales, Basidiomycota) with descriptions of *H. laricicola* sp. nov and *H. gigasetosa* new to China. Mycol Prog 15:13

Yang J, Nakasone KK, He S-H (2016a) *Veluticeps fasciculata* sp. nov. (Gloeophyllaceae, Basidiomycota), a close relative to *V. berkeleyi*. Phytotaxa 243(2):163–169

Yang L-Y et al (2018a) Comparative genome and transcriptome analysis reveal the medicinal basis and environmental adaptation of artificially cultivated *Taiwanofungus camphoratus*. Mycol Prog 17(8):871–883

Yang R-H, Li Y, Li C-H, Xu J-P, Bao D-P (2016b) The complete mitochondrial genome of the Basidiomycete edible fungus *Pleurotus eryngii*. Mitochondrial DNA B 1(1):772–774

Yang R-H, Li Y, Song X-X, Tang L-H, Li C-H, Tan Q, Bao D-P (2017a) The complete mitochondrial genome of the widely cultivated edible fungus *Lentinula edodes*. Mitochondrial DNA B 2(1):13–14

Yang S-S, Bau T (2014) Three new records of *Crepidotus* from Northern China. Nova Hedwigia 98(3–4):507–513

Yang T, Chang W, Cao B, Tian C-M, Zhao L, Liang Y-M (2015a) Two new *Phragmidium* species identified on *Rosa* plants native to China. Phytotaxa 217(2):182–190

Yang T, Tian C-M, Liang Y-M, Kakishima M (2014) *Thekopsora ostryae* (Pucciniastraceae, Pucciniales), a new species from Gansu, northwestern China. Mycoscience 55(4):246–251

Yang T, Tian C-M, Lu H-Y, Liang Y-M, Kakishima M (2015b) Two new rust fungi of *Thekopsora* on *Cornus* (Cornaceae) from western China. Mycoscience 56(5):461–469

Yang W-J, Pei F, Shi Y, Zhao L-Y, Fang Y, Hu Q-H (2012a) Purification, characterization and anti-proliferation activity of polysaccharides from *Flammulina velutipes*. Carbohydr Polym 88(2):474–480

Yang Y-H, Deng C-Y, Li T-H (2013a) A new greenish gilled species of *Marasmius* (Agaricales) from Hainan Island, China. Mycotaxon 123(1):271–276

Yang Z-L, Cai Q, Cui Y-Y (2018b) Phylogeny, diversity and morphological evolution of Amanitaceae. Biosyst Ecol Ser 34:359–380

Yang Z-L, Ding X-X, Kost G, Rexer K-H (2017b) New species in the *Tricholoma pardinum* complex from Eastern Himalaya. Phytotaxa 305(1):1–10

Yang Z-L, Feng B (2013) The genus *Omphalotus* (Omphalotaceae) in China. Mycosystema 32(3):545–556

Yang Z-L, Feng B, Hao Y-J (2013b) *Pseudoarmillariella bacillaris*, a new species with bacilliform basidiospores in Asia. Mycosystema 32(z1):127–132

Yang Z-L, Ge Z-W (2017) Six new combinations of lepiotaceous fungi from China. Mycosystema 36(5):542–551

Yang Z-L, Li Y-C, Tang L-P, Shi G-Q, Zeng G (2012b) *Trogia venenata* (Agaricales), a novel poisonous species which has caused hundreds of deaths in southwestern China. Mycol Prog 11(4):937–945

Yang Z-L, Matheny PB, Ge Z-W, Hibbett DS (2005) New Asian species of the genus *Anamika* (euagarics, hebelomatoid clade) based on morphology and ribosomal DNA sequences. Mycol Res 109(11):1259–1267

Yang Z-L, Zhang L-F, Mueller GM, Kost GW, Rexer K-H (2009) A new systematic arrangement of the genus *Oudemansiella* s. str. (Physalacriaceae, Agaricales). Mycosystema 28(1):001–013

Yao M-W, Li W-M, Duan Z-H, Zhang Y-L, Jia R (2017) Genome sequence of the white-rot fungus *Irpex lacteus* F17, a type strain of lignin degrader fungus. Stand Genomic Sci 12(1):55

Yap H-YY, Chooi Y-H, Firdaus-Raih M, Fung S-Y, Ng S-T, Tan C-S, Tan N-H (2014) The genome of the Tiger Milk mushroom, *Lignosus rhinocerotis*, provides insights into the genetic basis of its medicinal properties. BMC Genomics 15(1):635

Ye L, Mortimer PE, Xu J, Karunarathna SC, Hyde KD (2014) The genus *Phylloporus* (Boletaceae, Boletales), from Mekong River Basin (Yunnan Province, China). Chiang Mai J Sci 41(4):798–810

Yepes MS, de Carvalho A Jr (2014) Two new rust species on Fabaceae from Brazil. Mycotaxon 128(1):17–23

Yepes MS, Céspedes PB (2008) Nuevas especies para la uredobiota neotropical. Revista Facultad Nacional de Agronomía 61(1):4291–4301

Yepes MS, de Carvalho AA (2012) *Caetea*, a new genus of Pucciniales on *Piptadenia* (Fabaceae) from Brazil. Mycologia 104(4):911–914

Yepes MS, de Carvalho AA Jr (2009) Two new Uredinales in the Phakopsoraceae on Fabaceae from Brazil. Mycologia 101(2):196–199

Yombiyeni P, Decock C (2017) Hymenochaetaceae (Hymenochaetales) from the Guineo-Congolian phytochorion: *Phylloporia littoralis* sp. nov. from coastal vegetation in Gabon, with an identification key to the local species. Plant Ecol Evol 150(2):160–172

Yombiyeni P, Douanla-Meli C, Amalfi M, Decock C (2011) Poroid Hymenochaetaceae from Guineo–Congolian rainforest:

Phellinus gabonensis sp. nov. from Gabon–taxonomy and phylogenetic relationships. Mycol Prog 10(3):351–362
Yorou NS, Agerer R (2008) *Tomentella africana*, a new species from Benin (West Africa) identified by morphological and molecular data. Mycologia 100(1):68–80
Yorou NS, Diabate M, Agerer R (2012a) Phylogenetic placement and anatomical characterisation of two new West African *Tomentella* (Basidiomycota, Fungi) species. Mycol Prog 11(1):171–180
Yorou NS, Gardt S, Guissou M-L, Diabaté M, Agerer R (2012b) Three new *Tomentella* species from West Africa identified by anatomical and molecular data. Mycol Prog 11(2):449–462
You C-J, Liang Y-M, Li J, Tian C-M (2010) A new rust species of *Coleosporium* on *Ligularia fischeri* from China. Mycotaxon 111(1):233–239
You L-J et al (2013) Structural characterisation of polysaccharides from *Tricholoma matsutake* and their antioxidant and antitumour activities. Food Chem 138(4):2242–2249
Youn M-J et al (2008) Chaga mushroom (Inonotus obliquus) induces G0/G1 arrest and apoptosis in human hepatoma HepG2 cells. World J Gastroenterol 14(4):511–517
Yousaf N, Kreisel H, Khalid A (2013) *Bovista himalaica* sp. nov. (gasteroid fungi; Basidiomycetes) from Pakistan. Mycol Prog 12(3):569–574
Yu F (2015) Basidiomycetous ectomycorrhizal fungal communities of current-year *Pinus densiflora* seedlings that regenerated on decayed logs and on the forest floor soil. J Integr Field Sci 12:19–30
Yu F, Liang J-F, Ge Z-W, Li Y-K (2016) Morphological and molecular evidence for a new species of *Leucoagaricus* from China. Sydowia 68:41–47
Yu X-D, Deng H, Yao Y-J (2011) *Leucocalocybe*, a new genus for *Tricholoma ongolicum* (Agaricales, Basidiomycota). Afr J Microbiol Res 5(31):5750–5756
Yu X-D, Lv S-X, Ma D, Li F-F, Lin Y, Zhang L (2014) Two new species of *Melanoleuca* (Agaricales, Basidiomycota) from northeastern China, supported by morphological and molecular data. Mycoscience 55(6):456–461
Yuan H-S (2011) A new species of *Junghuhnia* (Basidiomycota, Meruliaceae) from tropical China. Mycotaxon 117(1):255–260
Yuan H-S (2013a) *Dichomitus sinuolatus* sp. nov. (Basidiomycota, Polyporales) from China and a key to the genus. Nova Hedwigia 97(3–4):495–501
Yuan H-S (2013b) *Antrodiella chinensis* sp. nov., a Chinese representative of the *Antrodiella americana* complex. Mycol Prog 12(2):437–443
Yuan H-S (2014) Molecular phylogenetic evaluation of *Antrodiella* and morphologically allied genera in China. Mycol Prog 13(2):353–364
Yuan H-S (2015) Molecular and morphological evidences reveal two new species in *Grammothele* and *Theleporus* (Basidiomycota) from southern China. Phytotaxa 213(1):46–56
Yuan H-S, Cao W-J (2016) *Hydnaceous* fungi of China 6. Four species new to China. Mycosystema 35(5):628–635
Yuan H-S, Dai Y-C (2008a) Hydnaceous fungi of China 1. *Steccherinum* (Aphyllophorales), a genus new to China. Mycosystema 27(1):57–61
Yuan H-S, Dai Y-C (2008b) Polypores from northern and central Yunnan Province, southwestern China. Sydowia 60(1):147–159
Yuan H-S, Dai Y-C (2009a) Hydnaceous fungi of China 4. *Mycoleptodonoides tropicalis* sp. nov., and a key to the species in China. Mycotaxon 110:233–238
Yuan H-S, Dai Y-C (2009b) Hydnaceous fungi of China 2. *Mycorrhaphium sessile* sp. nov. Nova Hedwigia 88(1–2):205–209
Yuan H-S, Dai Y-C (2012) Wood-inhabiting fungi in southern China. 6. *Polypores* from Guangxi autonomous region. Ann Bot Fenn 49(5):341–351
Yuan H-S, Dai Y-C, Wu S-H (2012) Two new species of *Junghuhnia* (Polyporales) from Taiwan and a key to all species known worldwide of the genus. Sydowia 64(1):137–145
Yuan H-S, Kan Y-H (2015) Molecular analyses reveal a new species in *Melanoderma* from tropical China. Mycotaxon 130(2):421–427
Yuan H-S, Kan Y-H, Wan X-Z (2016a) Molecular phylogenetic identification of two new brown-rot corticioid fungi in *Dacryobolus* from southwestern China. Phytotaxa 265(2):101–111
Yuan H-S, Lu X, Decock C (2018) Molecular and morphological evidence reveal a new genus and species in Auriculariales from tropical China. MycoKeys 35:27–39
Yuan H-S, Mu Y-H, Qin W-M (2017a) A new species of *Postia* (Basidiomycota) based on morphological and molecular characteristics. Phytotaxa 292(3):287–295
Yuan H-S, Qin W-M (2018) Multiple genes phylogeny and morphological characters reveal *Dextrinoporus aquaticus* gen. et sp. nov. (Polyporales, Basidiomycota) from southern China. Mycol Prog 17:773–780
Yuan H-S, Wan X-Z (2012) Morphological and ITS rDNA-based phylogenetic identification of two new species in *Tinctoporellus*. Mycol Prog 11(4):947–952
Yuan H-S, Wan X-Z (2013) *Mycoacia angustata* sp. nov. (Basidiomycota, Meruliaceae), the first Chinese hydnoid species. Mycotaxon 121(1):187–191
Yuan H-S, Wu S-H (2012) Two new species of *Steccherinum* (Basidiomycota, Polyporales) from Taiwan. Mycoscience 53(2):133–138
Yuan HS, Dai YC (2008c) Two new species of *Junghuhnia* (Basidiomycota, Polyporales), and a key to the species of China. Nord J Bot 26(1–2):96–100
Yuan HS, Dai YC, Wei YL (2010) *Postia cana* sp. nov. (Basidiomycota, Polyporales) from Shanxi Province, northern China. Nord J Bot 28(5):629–631
Yuan HS, Qin WM (2012) *Antrodiella pendulina* and *A. citripileata* spp. nov. (Basidiomycota, Polyporales) from subtropical and tropical China. Nord J Bot 30(2):201–205
Yuan Y, Chen J-J, He S-H (2017b) *Geliporus exilisporus* gen. et comb. nov., a xanthochroic polypore in Phanerochaetaceae from China. Mycoscience 58(3):197–203
Yuan Y, Ji X-H, Chen J-J, Dai Y-C (2017b) Three new species of *Megasporia* (Polyporales, Basidiomycota) from China. MycoKeys 20:37–50
Yuan Y, Ji X-H, Wu F, Chen J-J (2017d) *Ceriporia albomellea* (Phanerochaetaceae, Basidiomycota), a new species from tropical China based on morphological and molecular evidences. Phytotaxa 298(1):20–28
Yuan Y, Gafforov Y, Chen Y-Y, Wu F (2017e) A new species of *Antrodia* (Basidiomycota, Polyporales) from juniper forest of Uzbekistan. Phytotaxa 303(1):47–55
Yuan Y, Ji X-H, Wu F, He S-H, Chen J-J (2016b) Two new *Gloeoporus* (Polyporales, Basidiomycota) from tropical China. Nova Hedwigia 103(1–2):169–183
Yuan Y, Li Y-K, Liang J-F (2014) *Leucoagaricus tangerinus*, a new species with drops from Southern China. Mycol Prog 13(3):893–898
Yun H-Y, Hong SG, Rossman AY, Lee SK, Lee KJ, Bae KS (2009) The rust fungus *Gymnosporangium* in Korea including two new species, *G. monticola* and *G. unicorne*. Mycologia 101(6):790–809
Yun H-Y, Minnis AM, Kim YH, Castlebury LA, Aime MC (2011) The rust genus *Frommeëlla* revisited: a later synonym of *Phragmidium* after all. Mycologia 103(6):1451–1463

Yurchenko E, Riebesehl J, Langer E (2017) Clarification of *Lyomyces sambuci* complex with the descriptions of four new species. Mycol Prog 16(9):865–876

Yurchenko E, Wu S-H (2014a) *Fibrodontia alba* sp. nov. (Basidiomycota) from Taiwan. Mycoscience 55(5):336–343

Yurchenko E, Wu S-H (2014) *Hyphoderma pinicola* sp. nov. of *H. setigerum* complex (Basidiomycota) from Yunnan, China. Bot Stud 55(1):71

Yurchenko E, Wu S-H (2014c) Three new species of *Hyphodontia* with peg-like hyphal aggregations. Mycol Prog 13(3):533–545

Yurchenko E, Wu S-H (2016) A key to the species of *Hyphodontia* sensu lato. MycoKeys 1:21–27

Yurchenko EO, Kotiranta H (2007) Athelicium hallenbergii sp. nov. (Basidiomycetes) from Belarus. Mycotaxon 102:379–382

Yurkov AM et al (2015) Two yeast species *Cystobasidium psychroaquaticum* fa sp. nov. and *Cystobasidium rietchieii* fa sp. nov. isolated from natural environments, and the transfer of *Rhodotorula minuta* clade members to the genus *Cystobasidium*. Antonie Leeuwenhoek 107(1):173–185

Yurkov AM, Kurtzman CP (2019) Three new species of Tremellomycetes isolated from maize and northern wild rice. FEMS Yeast Res 19(2):foz004

Yurkov AM et al (2016) Yeast diversity and species recovery rates from beech forest soils. Mycol Prog 15(8):845–859

Zajc J, Gunde-Cimerman N (2018) The genus *Wallemia*—from contamination of food to health threat. Microorganisms 6(2):46

Zamora J, Calonge F, Martín MP (2015) Integrative taxonomy reveals an unexpected diversity in *Geastrum* section *Geastrum* (Geastrales, Basidiomycota). Persoonia 34:130–165

Zamora JC, Català S (2013) A new species of *Mycena* sect. *Sacchariferae* from the Iberian cushion-shaped *Genisteae*. Mycotaxon 122(1):361–368

Zamora JC, de Diego Calonge F, Hosaka K, Martín MP (2014a) Systematics of the genus *Geastrum* (Fungi: Basidiomycota) revisited. Taxon 63(3):477–497

Zamora JC, de Diego Calonge F, Martín MP (2014b) Combining morphological and phylogenetic analyses to unravel systematics in *Geastrum* sect. Schmidelia. Mycologia 106(6):1199–1211

Zamora JC, Diederich P, Millanes AM, Wedin M (2017) An old familiar face: Tremella anaptychiae sp. nov. (Tremellales, Basidiomycota). Phytotaxa 307:254–262

Zamora JC, Millanes AM, Etayo J, Wedin M (2018) *Tremella mayrhoferi*, a new lichenicolous species on *Lecanora allophana*. Herzogia 31(1):666–676

Zamora JC, Millanes AM, Wedin M, Rico VJ, Pérez-Ortega S (2016) Understanding lichenicolous heterobasidiomycetes: new taxa and reproductive innovations in *Tremella* s.l. Mycologia 108(2):381–396

Zamora JC, Pérez-Ortega S (2014) *Heteroacanthella ellipsospora* sp. nov., the first lichenicolous basidiomycete with acanthoid basidia. Lichenologist 46(1):17–23

Zang M (2001) New contribution to the knowledge of tropical Basidiomycota from China. Mycosystema 20:8–12

Zeng N-K, Cai Q, Yang Z-L (2012) *Corneroboletus*, a new genus to accommodate the southeastern Asian *Boletus indecorus*. Mycologia 104(6):1420–1432

Zeng N-K, Chai H, Jiang S, Xue R, Wang Y, Hong D, Liang Z-Q (2018) *Retiboletus nigrogriseus* and *Tengioboletus fujianensis*, two new boletes from the south of China. Phytotaxa 367(1):45–54

Zeng N-K, Liang Z-Q, Tang L-P, Li Y-C, Yang Z-L (2017) The genus *Pulveroboletus* (Boletaceae, Boletales) in China. Mycologia 109(3):422–442

Zeng N-K, Liang Z-Q, Wu G, Li Y-C, Yang Z-L, Liang Z-Q (2016) The genus *Retiboletus* in China. Mycologia 108(2):363–380

Zeng N-K, Tang L-P, Li Y-C, Tolgor B, Zhu X-T, Zhao Q, Yang Z-L (2013) The genus *Phylloporus* (Boletaceae, Boletales) from China: morphological and multilocus DNA sequence analyses. Fungal Divers 58(1):73–101

Zeng N-K, Wu G, Li Y-C, Liang Z-Q, Yang Z-L (2014) *Crocinoboletus*, a new genus of Boletaceae (Boletales) with unusual boletocrocin polyene pigments. Phytotaxa 175(3):133–140

Zeng N-K, Zhang M, Liang Z-Q (2015) A new species and a new combination in the genus *Aureoboletus* (Boletales, Boletaceae) from southern China. Phytotaxa 222(2):129–137

Zervakis GI, Ntougias S, Gargano ML, Besi MI, Polemis E, Typas MA, Venturella G (2014) A reappraisal of the *Pleurotus eryngii* complex–New species and taxonomic combinations based on the application of a polyphasic approach, and an identification key to *Pleurotus* taxa associated with *Apiaceae* plants. Fungal Biol 118(9–10):814–834

Zhang C, Xu X, Liu J, He M, Wang W, Wang Y, Ji K (2013) *Scleroderma yunnanense*, a new species from South China. Mycotaxon 125:193–200

Zhang G-Q, Sun J, Wang H-X, Ng T (2009) A novel lectin with antiproliferative activity from the medicinal mushroom *Pholiota adiposa*. Acta Biochim Pol 56(3):415–421

Zhang H, Bau T (2010) Two species of *Tubaria* (Agaricales) new to China. Mycosystema 29(4):588–591

Zhang J-B, Huang H-W, Qiu L-H (2016) *Lactifluus dinghuensis* sp. nov. from southern China. Nova Hedwigia 102(1–2):233–240

Zhang J-B, Li J-W, Li F, Qiu L-H (2017a) *Russula dinghuensis* sp. nov. and *R. subpallidirosea* sp. nov., two new species from southern China supported by morphological and molecular evidence. Cryptogam Mycol 38(2):191–204

Zhang L-F, Yang J-B, Yang Z-L (2004) Molecular phylogeny of eastern Asian species of Amanita (Agaricales, Basidiomycota): taxonomic and biogeographic implications. Fungal Divers 17:219–238

Zhang M, Li T-H (2018) *Erythrophylloporus* (Boletaceae, Boletales), a new genus inferred from morphological and molecular data from subtropical and tropical China. Mycosystema 37(9):1111–1126

Zhang M, Li T-H, Nuhn ME, Tsering T, Song B (2017b) *Aureoboletus quercus-spinosae*, a new species from Tibet of China. Mycoscience 58(3):192–196

Zhang M, Li T-H, Song B (2014a) A new slender species of *Aureoboletus* from southern China. Mycotaxon 128(1):195–202

Zhang M, Li T-H, Song B (2018) *Heliocybe villosa* sp. nov., a new member to the genus *Heliocybe* (Gloeophyllales). Phytotaxa 349(2):173–178

Zhang M, Li T-H, Wang C-Q, Song B, Xu J (2015a) *Aureoboletus formosus*, a new bolete species from Hunan Province of China. Mycol Prog 14(12):118

Zhang M, Li T-H, Xu J, Song B (2015b) A new violet brown *Aureoboletus* (Boletaceae) from Guangdong of China. Mycoscience 56(5):481–485

Zhang P, Chen Z-H, Xiao B, Tolgor B, Bao H-Y, Yang Z-L (2010a) Lethal amanitas of East Asia characterized by morphological and molecular data. Fungal Divers 42(1):119–133

Zhang R, Mueller GM, Shi X-f, Liu P-G (2017c) Two new species in the *Suillus spraguei* complex from China. Mycologia 109(2):296–307

Zhang R-Y, Zhang G-Q, Hu D-D, Wang H-X, Ng T (2010b) A novel ribonuclease with antiproliferative activity from fresh fruiting bodies of the edible mushroom *Lyophyllum shimeiji*. Biochem Genet 48(7–8):658–668

Zhang W-W, Tian G-T, Geng X-R, Zhao Y-C, Ng T, Zhao L-Y, Wang H-X (2014b) Isolation and characterization of a novel lectin from the edible mushroom *Stropharia rugosoannulata*. Molecules 19(12):19880–19891

Zhang X-Y, Lu Q, Sniezko R, Song R-Q, Man G (2010c) Blister rusts in China: hosts, pathogens, and management. For Pathol 40(3–4):369–381

Zhao C-L, Chen H, He S-H, Dai Y-C (2016b) *Radulotubus resupinatus* gen. et sp. nov. with a poroid hymenophore in Pterulaceae (Agaricales, Basidiomycota). Nova Hedwigia 103(1–2):265–278

Zhao C-L, Chen H, Song J, Cui B-K (2015a) Phylogeny and taxonomy of the genus *Abundisporus* (Polyporales, Basidiomycota). Mycol Prog 14(6):38

Zhao C-L, Cui B-K (2012) A new species of *Perenniporia* (Polyporales, Basidiomycota) described from southern China based on morphological and molecular characters. Mycol Prog 11(2):555–560

Zhao C-L, Cui B-K (2013a) Morphological and molecular identification of four new resupinate species of *Perenniporia* (Polyporales) from southern China. Mycologia 105(4):945–958

Zhao C-L, Cui B-K (2013b) A new species of *Grammothelopsis* (Polyporales, Basidiomycota) from southern China. Mycotaxon 121(1):291–296

Zhao C-L, Cui B-K (2013c) Three new *Perenniporia* (Polyporales, Basidiomycota) species from China based on morphological and molecular data. Mycoscience 54(3):231–240

Zhao C-L, Cui B-K (2014) Phylogeny and taxonomy of *Ceriporiopsis* (Polyporales) with descriptions of two new species from southern China. Phytotaxa 164(1):17–28

Zhao C-L, Cui B-K, Dai Y-C (2013a) New species and phylogeny of *Perenniporia* based on morphological and molecular characters. Fungal Divers 58(1):47–60

Zhao C-L, Cui B-K, Song J, Dai Y-C (2015c) Fragiliporiaceae, a new family of Polyporales (Basidiomycota). Fungal Divers 70(1):115–126

Zhao C-L, He X-S, Wanghe K-Y, Cui B-K, Dai Y-C (2014b) *Flammeopellis bambusicola* gen. et. sp. nov. (Polyporales, Basidiomycota) evidenced by morphological characters and phylogenetic analysis. Mycol Prog 13(3):771–780

Zhao C-L, Ren G-J, Wu F (2017a) A new species of *Hyphodermella* (Polyporales, Basidiomycota) with a poroid hymenophore. Mycoscience 58(6):452–456

Zhao C-L, Shen L-L, Cui B-K (2014a) *Perenniporia cinereofusca* sp. nov. (Polyporales, Basidiomycota) evidenced by morphological characters and phylogenetic analysis. Mycoscience 55(5):417–422

Zhao C-L, Wu F, Dai Y-C (2016a) *Leifiporia rhizomorpha* gen. et sp. nov. and *L. eucalypti* comb. nov. in Polyporaceae (Basidiomycota). Mycol Prog 15(7):799–809

Zhao C-L, Wu F, Liu H-X, Dai Y-C (2015a) A phylogenetic and taxonomic study on *Ceriporiopsis s. str*. (Polyporales) in China. Nova Hedwigia 101(3–4):403–417

Zhao C-L, Wu Z-Q (2017) *Ceriporiopsis kunmingensis* sp. nov. (Polyporales, Basidiomycota) evidenced by morphological characters and phylogenetic analysis. Mycol Prog 16(1):93–100

Zhao C-L, Cui B-K, Steffen KT (2013b) *Yuchengia*, a new polypore genus segregated from *Perenniporia* (Polyporales) based on morphological and molecular evidence. Nord J Bot 31(3):331–338

Zhao J-K, Wang H-X, Ng T (2009) Purification and characterization of a novel lectin from the toxic wild mushroom *Inocybe umbrinella*. Toxicon 53(3):360–366

Zhao K, Wu G, Feng B, Yang Z-L (2014b) Molecular phylogeny of *Caloboletus* (Boletaceae) and a new species in East Asia. Mycol Prog 13(4):1001

Zhao K, Wu G, Halling RE, Yang Z-L (2015d) Three new combinations of *Butyriboletus* (Boletaceae). Phytotaxa 234(1):51–62

Zhao K, Wu G, Yang Z-L (2014d) A new genus, *Rubroboletus*, to accommodate *Boletus sinicus* and its allies. Phytotaxa 188(2):61–77

Zhao K, Zeng N-K, Han L-H, Gao X-Y, Liu J-T, Wang S-H, Gu B (2018a) *Phylloporus pruinatus*, a new lamellate bolete from subtropical China. Phytotaxa 372(3):212–220

Zhao M-R, Zhang J-X, Chen Q, Wu X-L, Gao W, Deng W-Q, Huang C-Y (2016b) The famous cultivated mushroom Bailinggu is a separate species of the *Pleurotus eryngii* species complex. Sci Rep 6:33066

Zhao P, Kakishima M, Wang Q, Cai L (2017b) Resolving the *Melampsora epitea* complex. Mycologia 109(3):391–407

Zhao P, Liu F, Li Y-M, Cai L (2016d) Inferring phylogeny and speciation of *Gymnosporangium* species, and their coevolution with host plants. Sci Rep 6:29339

Zhao P, Wang Q-H, Tian C-M, Wang Q, Yamaoka Y, Kakishima M (2015e) A morphological and molecular survey of Japanese *Melampsora* species on willows reveals a new species and two new records. Mycol Prog 14(11):101

Zhao P, Tian C-M, Yao Y-J, Wang Q, Yamaoka Y, Kakishima M (2015f) Two new species and one new record of *Melampsora* on willows from China. Mycol Prog 14(9):66

Zhao Q, Feng B, Yang Z-L, Dai Y-C, Wang Z, Tolgor B (2013c) New species and distinctive geographical divergences of the genus *Sparassis* (Basidiomycota): evidence from morphological and molecular data. Mycol Prog 12(2):445–454

Zhao Q, Hao Y-J, Liu J-K, Hyde KD, Cui Y-Y, Brooks S, Zhao Y-C (2016e) *Infundibulicybe rufa* sp. nov. (Tricholomataceae), a reddish brown species from southwestern China. Phytotaxa 266(2):134–140

Zhao Q, Li Y-K, Zhu X-T, Zhao Y-C, Liang J-F (2015 g) *Russula nigrovirens* sp. nov. (Russulaceae) from southwestern China. Phytotaxa 236(3):249–256

Zhao R-L et al (2013d) Two species of *Agaricus* sect. Xanthodermatei from Thailand. Mycotaxon 122(1):187–195

Zhao R-L, Desjardin DE, Soytong K, Perry BA, Hyde KD (2010) A monograph of *Micropsalliota* in Northern Thailand based on morphological and molecular data. Fungal Divers 45(1):33–79

Zhao R-L et al (2012) *Agaricus flocculosipes* sp. nov., a new potentially cultivatable species from the palaeotropics. Mycoscience 53(4):300–311

Zhao R-L, Jeewon R, Desjardin DE, Soytong K, Hyde KD (2007) Ribosomal DNA Phylogenies of *Cyathus*: Is the Current Infrageneric Classification Appropriate? Mycologia 99(3):385–395

Zhao R-L et al (2011) Major clades in tropical *Agaricus*. Fungal Divers 51(1):279–296

Zhao R-L et al (2017c) A six-gene phylogenetic overview of Basidiomycota and allied phyla with estimated divergence times of higher taxa and a phyloproteomics perspective. Fungal Divers 84(1):43–74

Zhao R-L et al (2016f) Towards standardizing taxonomic ranks using divergence times–a case study for reconstruction of the *Agaricus* taxonomic system. Fungal Divers 78(1):239–292

Zhao Y, Liu X-Z, Bai F-Y (2019) Four new species of *Tremella* (Tremellales, Basidiomycota) based on morphology and DNA sequence data. MycoKeys 47:75–95

Zhao Y-M, Xie J, Li M-J, Zhu L, Zhou T-X, Chen Y-H (2017d) *Tuberculina photiniae* sp. nov. (Helicobasidiales, Basidiomycota) supported by morphological characteristics and phylogenetic data. Phytotaxa 317(2):113–122

Zhao Y-N, Liu S-L, Nakasone KK, He S-H (2018b) *Coniophoropsis bambusicola* sp. nov. (Coniophoraceae, Basidiomycota) from southern Vietnam. Phytotaxa 360(2):153–160

Zheng A-P et al (2013) The evolution and pathogenic mechanisms of the rice sheath blight pathogen. Nat Commun 4:1424

Zheng H-D, Liu P-G (2008) Additions to our knowledge of the genus *Albatrellus* (Basidiomycota) in China. Fungal Divers 32:157–170

Zhou H, Gao Q, Gong Q-F, Qiu S, He J-X, Huang J, He Y-Q (2017) First Report of Stem and Root Rot of the Medicinal Herb *Dendrobium officinale* (Orchidaceae) Caused by *Ceratobasidium* sp. AG-R in Guangxi, China. Plant Dis 101(9):1679

Zhou J-L, Chen H, Cui B-K (2016a) *Podoserpula ailaoshanensis* sp. nov. (Amylocorticiales, Basidiomycota) from China based on morphological and sequence analyses. Mycoscience 57(4):295–301

Zhou J-L, Cui B-K (2017) Phylogeny and taxonomy of *Favolus* (Basidiomycota). Mycologia 109(5):766–779

Zhou J-L et al (2016b) A description of eleven new species of *Agaricus* sections *Xanthodermatei* and *Hondenses* collected from Tibet and the surrounding areas. Phytotaxa 257(2):99–121

Zhou J-L, Zhu L, Chen H, Cui B-K (2016c) Taxonomy and phylogeny of *Polyporus* group *Melanopus* (Polyporales, Basidiomycota) from China. PLoS ONE 11(8):e0159495

Zhou L-H, Xu Q-Q, Yi Q-Z, Zhou Z-X, Guan W-J, Li Y-Q (2010) Purification, characterization and in vitro anthelmintic activity of a neutral metalloprotease from *Laccocephalum mylittae*. Chin J Chem Eng 18(1):122–128

Zhou L-W (2014a) *Fomitiporella caviphila* sp. nova (Hymenochaetales, Basidiomycota) from eastern China, with a preliminary discussion on the taxonomy of *Fomitiporella*. Ann Bot Fenn 51(5):279–284

Zhou L-W (2014b) *Fulvifomes hainanensis* sp. nov. and *F. indicus* comb. nov. (Hymenochaetales, Basidiomycota) evidenced by a combination of morphology and phylogeny. Mycoscience 55(1):70–77

Zhou L-W (2014c) *Mensularia lithocarpi* sp. nov. from Yunnan Province, southwestern China. Mycotaxon 127(1):103–109

Zhou L-W (2015a) *Cylindrosporus flavidus* gen. et comb. nov. (Hymenochaetales, Basidiomycota) segregated from *Onnia*. Phytotaxa 219(3):276–282

Zhou L-W (2015b) *Phellinopsis asetosa* sp. nov. (Hymenochaetales, Basidiomycota) and an emended circumscription of *Phellinopsis* with a key to accepted species. Mycoscience 56(2):237–242

Zhou L-W (2016) *Phylloporia minutipora* and *P. radiata* spp. nov. (Hymenochaetales, Basidiomycota) from China and a key to worldwide species of *Phylloporia*. Mycol Prog 15(6):57

Zhou L-W, Cao Y, Wu S-H, Vlasák J, Li D-W, Li M-J, Dai Y-C (2015) Global diversity of the *Ganoderma lucidum* complex (Ganodermataceae, Polyporales) inferred from morphology and multilocus phylogeny. Phytochemistry 114:7–15

Zhou L-W, Dai Y-C (2012a) Wood-inhabiting fungi in southern China 5. New species of *Theleporus* and *Grammothele* (Polyporales, Basidiomycota). Mycologia 104(4):915–924

Zhou L-W, Dai Y-C (2012b) Phylogeny and taxonomy of *Phylloporia* (Hymenochaetales): new species and a worldwide key to the genus. Mycologia 104(1):211–222

Zhou L-W, Dai Y-C (2013a) Taxonomy and phylogeny of wood-inhabiting hydnoid species in Russulales: two new genera, three new species and two new combinations. Mycologia 105(3):636–649

Zhou L-W, Dai Y-C (2013b) Phylogeny and taxonomy of poroid and lamellate genera in the Auriculariales (Basidiomycota). Mycologia 105(5):1219–1230

Zhou L-W, Kõljalg U (2013) A new species of *Lenzitopsis* (Thelephorales, Basidiomycota) and its phylogenetic placement. Mycoscience 54(1):87–92

Zhou L-W et al (2016d) Polypore diversity in North America with an annotated checklist. Mycol Prog 15(7):771–790

Zhou L-W, Qin W-M (2012a) A new species of *Skeletocutis* (Polyporaceae) on bamboo in tropical China. Mycotaxon 119:345–350

Zhou L-W, Qin W-M (2012b) *Inonotus tenuicontextus* sp. nov. (Hymenochaetaceae) from Guizhou, southwest China with a preliminary discussion on the phylogeny of its kin. Mycol Prog 11(3):791–798

Zhou L-W, Qin W-M (2013a) *Sistotrema subconfluens* sp. nov. (Cantharellales, Basidiomycota) from Changbaishan Nature Reserve, northeastern China. Mycoscience 54(3):178–182

Zhou L-W, Qin W-M (2013b) Phylogeny and taxonomy of the recently proposed genus *Phellinopsis* (Hymenochaetales, Basidiomycota). Mycologia 105(3):689–696

Zhou L-W, Song J (2017) *Phellinopsis lonicericola* and *P. tibetica* spp. nov. (Hymenochaetales, Basidiomycota), from Tibet, with a key to worldwide species. Mycologia 109(2):210–216

Zhou L-W, Spirin V, Vlasák J (2014) *Phellinidium asiaticum* sp. nova (Hymenochaetales, Basidiomycota), the Asian kin of *P. fragrane* and *P. pouzarii*. Ann Bot Fenn 51:167–172

Zhou L-W, Tedersoo L (2013) *Coltricia australica* sp. nov. (Hymenochaetales, Basidiomycota) from Australia. Mycotaxon 122(1):123–128

Zhou L-W, Vlasak J, Dai Y-C (2016d) Taxonomy and phylogeny of *Phellinidium* (Hymenochaetales, Basidiomycota): a redefinition and the segregation of *Coniferiporia* gen. nov. for forest pathogens. Fungal Biol 120(8):988–1001

Zhou L-W et al (2016e) Global diversity and taxonomy of the *Inonotus linteus* complex (Hymenochaetales, Basidiomycota): *Sanghuangporus* gen. nov., *Tropicoporus excentrodendri* and *T. guanacastensis* gen. et spp. nov., and 17 new combinations. Fungal Divers 77(1):335–347

Zhou L-W, Wang X-W, Vlasák J, Ren G-J (2018) Resolution of phylogenetic position of Nigrofomitaceae within Hymenochaetales (Basidiomycota) and *Nigrofomes sinomelanoporus* sp. nov. (Nigrofomitaceae) from China. MycoKeys 29:1–13

Zhou L-W, Wang X-Y (2015) *Inonotus griseus* sp. nov. from eastern China. Mycotaxon 130(3):661–669

Zhou L-W, Wei Y-L (2012) Changbai wood-rotting fungi 16. A new species of *Fomitopsis* (Fomitopsidaceae). Mycol Prog 11(2):435–441

Zhou L-W, Xue H-J (2012) *Fomitiporia pentaphylacis* and *F. tenuitubus* spp. nov. (Hymenochaetales, Basidiomycota) from Guangxi, southern China. Mycol Prog 11(4):907–913

Zhou L-W, Zhang W-M (2012) A new species of *Fulvifomes* (Hymenochaetaceae) from Cambodia. Mycotaxon 119(1):175–179

Zhou Z-Y et al (2012) Evidence for the natural toxins from the mushroom *Trogia venenata* as a cause of sudden unexpected death in Yunnan Province, China. Angew Chem Int Ed Engl 51(10):2368–2370

Zhu M-J, Xu L-J, Chen X, Ma Z-Q, Wang H-X, Ng T (2013) A novel ribonuclease with HIV-1 reverse transcriptase inhibitory activity from the edible mushroom *Hygrophorus russula*. Appl Biochem Biotechnol 170(1):219–230

Zhu X-T et al (2014) The genus *Imleria* (Boletaceae) in East Asia. Phytotaxa 191(1):81–98

Zhu X-T, Wu G, Zhao K, Halling RE, Yang Z-L (2015) *Hourangia*, a new genus of Boletaceae to accommodate *Xerocomus cheoi* and its allied species. Mycol Prog 14(6):37

Zhuang C, Wasser SP (2004) Medicinal Value of Culinary-Medicinal Maitake Mushroom *Grifola frondosa* (Dicks.: Fr.) SF Gray (Aphyllophoromycetideae). Review. Int J Med Mushrooms 6(4):287–314

Zhuang J, Wei S (2016) Additional notes on anamorphic rust fungi of China II. Some uredinial form species. Mycosystema 35(12):1475–1484

Zhuang J-Y, Wei S-X (2009a) Three new species and two new Chinese records of the genus *Phragmidium* (Uredinales, Phragmidiaceae). Mycosystema 28(5):623–629

Zhuang J-Y, Wei S-X (2009b) Notes on some rust fungi from southern China. Mycosystema 28(5):630–636

Zhuang J-Y, Wei S-X (2011) Additional materials for the rust flora of Hainan Province, China. Mycosystema 30(6):853–860

Zhuang J-Y, Wei S-X (2012) Additional notes of rust fungi from southwestern China. Mycosystema 31(4):480–485

Zhurbenko MP, Pino-Bodas R (2017) A revision of lichenicolous fungi growing on *Cladonia*, mainly from the Northern Hemisphere, with a worldwide key to the known species. Opusc Philolichenum 16:188–266

Ziegler R, Lutz M, Piątek J, Piątek M (2018) Dismantling a complex of anther smuts (*Microbotryum*) on carnivorous plants in the genus *Pinguicula*. Mycologia 110(2):361–374

Zmitrovich I (2008) Definitorium fungorum Rossiae. Ordo Aphyllophorales. Fasc. 3. Familia Atheliaceae et Amylocorticiaceae. KMK, Saint Petersburg

Zmitrovich I (2018a) Conspectus Systematis Polyporacearum v. 1.0. Folia Cryptogamica Estonica. Petropolitana. 6:3–145

Zmitrovich I (2018b) Profiles of little-known medicinal polypores: *Earliella scabrosa* (Agaricomycetes Polyporaceae). Int J Med Mushrooms 19(11):1023–1027

Zmitrovich I, Bondartseva M, Perevedentseva L, Myasnikov A, Kovalenko A (2018a) The Meruliaceae of Russia. II. Panus. Turczaninowia 21(3):29–44

Zmitrovich I, Bondartseva M, Vasilyev N (2016) The Meruliaceae of Russia. I. Bjerkandera. Turczaninowia 19(1):5–18

Zmitrovich I, Malysheva V (2013) Towards a phylogeny of *Trametes alliance* (Basidiomycota, Polyporales). Микология и фитопатология 47(6):358–380

Zmitrovich I, Malysheva V (2014) Studies on *Oxyporus*. I. Segregation of *Emmia* and general topology of phylogenetic tree. Mikol Fitopatol 48:161–171

Zmitrovich I, Shchepin O, Malysheva V, Kalinovskaya N, Volobuev S, Myasnikov A, Ezhov O (2018b) Basidiome reduction in litter-inhabiting Thelephorales in boreal forest environments: morphological and molecular evidence. Curr Res Environ Appl Mycol 8(3):360–371

Zmitrovich IV (2010) The taxonomical and nomenclatural characteristics of medicinal mushrooms in some genera of Polyporaceae. Int J Med Mushrooms 12(1):87–89

Zmitrovich IV, Bondartseva MA, Arefyev SP, Ezhov ON, Wasser SP (2018c) Profiles of Little-Known Medicinal Polypores: *Funalia trogii* (Agaricomycetes). Int J Med Mushrooms 20(7):657–664

Zmitrovich IV, Ezhov ON, Khimich YR (2015) *Niemelaea*, a new genus of Meruliaceae (Basidiomycota). Poljoprivreda i Sumarstvo 61(4):23–31

Zmitrovich IV, Ezhov ON, Wasser SP (2012) A survey of species of genus *Trametes* Fr.(higher Basidiomycetes) with estimation of their medicinal source potential. Int J Med Mushrooms 14(3):307–319

Zmitrovich IV, Kovalenko AE (2016) Lentinoid and polyporoid fungi, two generic conglomerates containing important medicinal mushrooms in molecular perspective. Int J Med Mushrooms 18(1):23–38

Zmitrovich IV, Volobuev SV, Parmasto IH, Bondartseva MA (2017) Re-habilitation of *Cerioporus* (Polyporus) rangiferinus, a sib of *Cerioporus squamosus*. Nova Hedwigia 105(3–4):313–328

Zmitrovich IV, Wasser SP (2011) Phylogenetic conundrum of the mushroom-forming fungi (Agaricomycetes). In: Misra JK, Tewari JP, Desmukh SK (eds) Systematics and evolution of fungi. Science Publishers, New Delhi, pp 206–252

Zmitrovich IV, Wasser SP (2016) Is Widely Cultivated" *Pleurotus sajor-caju*", Especially in Asia, Indeed an Independent Species? Int J Med Mushrooms 18(7):583–588

Zou F-L, Pan G-C, Zou Y-C (2008) A new species of *Pseudoclathrus* from Guizhou, China. Mycosystema 27(1):54–56

Zuccaro A et al (2011) Endophytic life strategies decoded by genome and transcriptome analyses of the mutualistic root symbiont *Piriformospora indica*. PLoS Pathog 7(10):e1002290

Zuluaga C, Buritica P, Marin M (2011) Phylogenetic analysis of rust fungi (Uredinales) from the Colombian Andean region using 28S ribosomal DNA sequences. Rev Biol Trop 59(2):517–540

Zvyagina E, Alexandrova A, Bulyonkova T (2015) *Omphalina discorosea*: taxonomical position of the species. Микология и фитопатология 49(1):19–25

Affiliations

Mao-Qiang He[1,2,3] · Rui-Lin Zhao[1,4] · Kevin D. Hyde[3] · Dominik Begerow[5] · Martin Kemler[5] · Andrey Yurkov[6] · Eric H. C. McKenzie[7] · Olivier Raspé[8,9] · Makoto Kakishima[10] · Santiago Sánchez-Ramírez[11] · Else C. Vellinga[12] · Roy Halling[13] · Viktor Papp[14] · Ivan V. Zmitrovich[15] · Bart Buyck[16] · Damien Ertz[8,9] · Nalin N. Wijayawardene[3] · Bao-Kai Cui[17] · Nathan Schoutteten[18] · Xin-Zhan Liu[1] · Tai-Hui Li[19] · Yi-Jian Yao[1] · Xin-Yu Zhu[1,3] · An-Qi Liu[1] · Guo-Jie Li[1] · Ming-Zhe Zhang[1] · Zhi-Lin Ling[1] · Bin Cao[1] · Vladimír Antonín[20] · Teun Boekhout[21,22] · Bianca Denise Barbosa da Silva[23] · Eske De Crop[18] · Cony Decock[24] · Bálint Dima[25] · Arun Kumar Dutta[26] · Jack W. Fell[27] · József Geml[28] · Masoomeh Ghobad-Nejhad[29] · Admir J. Giachini[30] · Tatiana B. Gibertoni[31] · Sergio P. Gorjón[32] · Danny Haelewaters[33,34] · Shuang-Hui He[17] · Brendan P. Hodkinson[35] · Egon Horak[36] · Tamotsu Hoshino[37] · Alfredo Justo[38] · Young Woon Lim[39] · Nelson Menolli Jr.[40,41] · Armin Mešić[42] · Jean-Marc Moncalvo[43,44] · Gregory M. Mueller[45] · László G. Nagy[46] · R. Henrik Nilsson[47] · Machiel Noordeloos[48] · Jorinde Nuytinck[48] · Takamichi Orihara[49] · Cheewangkoon Ratchadawan[2] · Mario Rajchenberg[50,51] · Alexandre G. S. Silva-Filho[52] · Marcelo Aloisio Sulzbacher[53] · Zdenko Tkalčec[42] · Ricardo Valenzuela[54] · Annemieke Verbeken[18] · Alfredo Vizzini[55] · Felipe Wartchow[56] · Tie-Zheng Wei[1] · Michael Weiß[57,58] · Chang-Lin Zhao[59] · Paul M. Kirk[60]

1 State Key Laboratory of Mycology, Institute of Microbiology, Chinese Academy of Sciences, Beijing 100101, People's Republic of China

2 Department of Entomology and Plant Pathology, Faculty of Agriculture, Chiang Mai University, Chiang Mai 50200, Thailand

3 Center of Excellence in Fungal Research, Mae Fah Luang University, Chiang Rai 57100, Thailand

4 College of Life Sciences, University of Chinese Academy of Sciences, Huairou District, Beijing 100408, People's Republic of China

5 Ruhr-Universität Bochum, AG Geobotanik, ND03, Universitätsstraße 150, 44801 Bochum, Germany

6 Leibniz Institute DSMZ-German Collection of Microorganisms and Cell Cultures, Inhoffenstraße 7B, 38124 Brunswick, Germany

7 Manaaki Whenua-Landcare Research, Private Bag 92170, Auckland, New Zealand

8 Research Department, Meise Botanic Garden, Nieuwelaan 38, 1860 Meise, Belgium

9 Service Général de l'Enseignement supérieur et de la Recherche scientifique, Fédération Wallonie-Bruxelles, Lavallée 1, 1080 Brussels, Belgium

10 University of Tsukuba, Tsukuba, Ibaraki 305-8572, Japan

11 Department of Ecology and Evolutionary Biology, University of Toronto, 25 Willcocks St., Toronto, ON M5S 3B2, Canada

12 Berkeley, USA

13 Institute of Systematic Botany, The New York Botanical Garden, Bronx, NY 10458-5126, USA

14 Department of Botany, Szent István University, 1518 Budapest, Hungary

15 Komarov Botanical Institute, Russian Academy of Sciences, Professor Popov st. 2, Saint Petersburg, Russia 197376

16 Institut pour Systematique Ecologie Biodiversite (ISYEB UMR 7205), Sorbonne université, Muséum National d'Histoire Naturelle CP 39, CNRS, Département Origines et Evolution), 12 Rue Buffon, 75005 Paris, France

17 Institute of Microbiology, Beijing Forestry University, Beijing 100083, People's Republic of China

18 Department of Biology, Research Group Mycology, Ghent University, K.L.Ledeganckstraat 35, 9000 Ghent, Belgium

19 State Key Laboratory of Applied Microbiology Southern China, Guangdong Provincial Key Laboratory of Microbial Culture Collection and Application, Guangdong Institute of Microbiology, Guangzhou 510070, People's Republic of China

20 Department of Botany, Moravian Museum, Zelný trh 6, 659 37 Brno, Czech Republic

21 Westerdijk Fungal Biodiversity Institute, Utrecht, The Netherlands

22 Institute for Biodiversity and Ecosystem Dynamics (IBED), University of Amsterdam, Amsterdam, The Netherlands

23 Instituto de Biologia, Universidade Federal da Bahia, Ondina, Salvador, Bahia 40170115, Brazil

24 Mycothèque de l'Université catholique de Louvain (BCCM/MUCL), Croix du Sud 2 bte L5.06.07, 1348 Louvain-la-Neuve, Belgium

25 Department of Plant Anatomy, Institute of Biology, Eötvös Loránd University, Pázmány Péter sétány 1/C, 1117 Budapest, Hungary

26 Department of Botany, West Bengal State University, North-24-Parganas, Barasat, West Bengal 700126, India

27 Rosenstiel School of Marine and Atmospheric Science, University of Miami, 4600 Rickenbacker Causeway, Key Biscayne, FL 33149, USA

28 MTA-EKE Lendület Environmental Microbiome Research Group, Eszterházy Károly University, Leányka u. 6, 3300 Eger, Hungary

[29] Department of Biotechnology, Iranian Research Organization for Science and Technology (IROST), P. O. Box 3353-5111, Tehran 3353136846, Iran

[30] Department of Microbiology, Universidade Federal de Santa Catarina, Florianópolis, SC 88040-900, Brazil

[31] Departamento de Micologia, Universidade Federal de Pernambuco, Avenida da Engenharia, S/N - Cidade Universitária, Recife, Pernambuco 50740-600, Brazil

[32] Department of Botany and Plant Physiology, University of Salamanca, C/ Licenciado Méndez Nieto s/n, 37007 Salamanca, Spain

[33] Faculty of Science, University of South Bohemia, Branišovská 31, 370 05 Ceske Budejovice, Czech Republic

[34] Department of Botany and Plant Pathology, Purdue University, 915 W. State Street, West Lafayette, IN 47907, USA

[35] Perelman School of Medicine, University of Pennsylvania, BRB 1046A, 421 Curie Blvd, Philadelphia, PA 19104, USA

[36] Schlossfeld 17, 6020 Innsbruck, Austria

[37] Hachinohe Institute of Technology, 88-1 Obiraki, Myo, Hachinote, Aomori 031-8501, Japan

[38] Department of Biology, Clark University, 950 Main St., Worcester, MA 01610, USA

[39] School of Biological Sciences and Institute of Microbiology, Seoul National University, Seoul 08826, Korea

[40] Departamento de Ciências da Natureza e Matemática (DCM), Instituto Federal de Educação, Ciência e Tecnologia de São Paulo (IFSP), Subárea de Biologia, Campus São Paulo, Rua Pedro Vicente, 625, Canindé, São Paulo, São Paulo 01109-010, Brazil

[41] Instituto de Botânica, Núcleo de Pesquisa em Micologia, Av. Miguel Stefano, 3687, Água Funda, São Paulo, São Paulo 04301-012, Brazil

[42] Ruđer Bošković Institute, Bijenička cesta 54, 10000 Zagreb, Croatia

[43] Department of Natural History, Royal Ontario Museum, Toronto, ON M5S 2C6, Canada

[44] Department of Ecology & Evolutionary Biology, University of Toronto, Toronto, ON M5S 2C6, Canada

[45] Chicago Botanic Garden, 1000 Lake Cook Road, Glencoe, IL 60022, USA

[46] Synthetic and Systems Biology Unit, Biological Research Center, HAS, 6726 Szeged, Hungary

[47] Gothenburg Global Biodiversity Centre, Department of Biological and Environmental Sciences, University of Gothenburg, Gothenburg, Sweden

[48] Naturalis Biodiversity Centre, P.O. Box 9517, 2300 RA Leiden, The Netherlands

[49] Kanagawa Prefectural Museum of Natural History, 499 Iryuda, Odawara, Kanagawa 250-0031, Japan

[50] Protección Forestal, Centro Forestal CIEFAP, C.C. 14, 9200 Esquel, Chubut, Argentina

[51] National Research Council of Argentina (CONICET), Buenos Aires, Argentina

[52] Programa de Pós-Graduação em Sistemática e Evolução, Universidade Federal do Rio Grande do Norte, Natal, Rio Grande do Norte, Brazil

[53] Departamento de Solos, Centro de Ciências Rurais, Universidade Federal de Santa Maria, CEP 97105-900 Santa Maria, Rio Grande do Sul, Brazil

[54] Instituto Politécnico Nacional, Escuela Nacional de Ciencias Biológicas, Plan de Ayala y Carpio s/n, Santo Tomás, Del. Miguel Hidalgo, CP 11340 Mexico, Mexico

[55] Dipartimento di Scienze della Vita e Biologia dei Sistemi, Università di Torino, Viale P.A. Mattioli 25, 10125 Torino, Italy

[56] Departamento de Sistemática e Ecologia, Universidade Federal da Paraíba, CEP 58051-970 João Pessoa, PB, Brazil

[57] Organismal Mycology and Microbiology, Steinbeis Innovation Center, Vor dem Kreuzberg 17, 72070 Tübingen, Germany

[58] Department of Biology, University of Tübingen, Auf der Morgenstelle 26, 72076 Tübingen, Germany

[59] College of Biodiversity Conservation, Southwest Forestry University, Kunming 650224, People's Republic of China

[60] Royal Botanic Gardens, Kew, Surrey TW9 3DS, UK